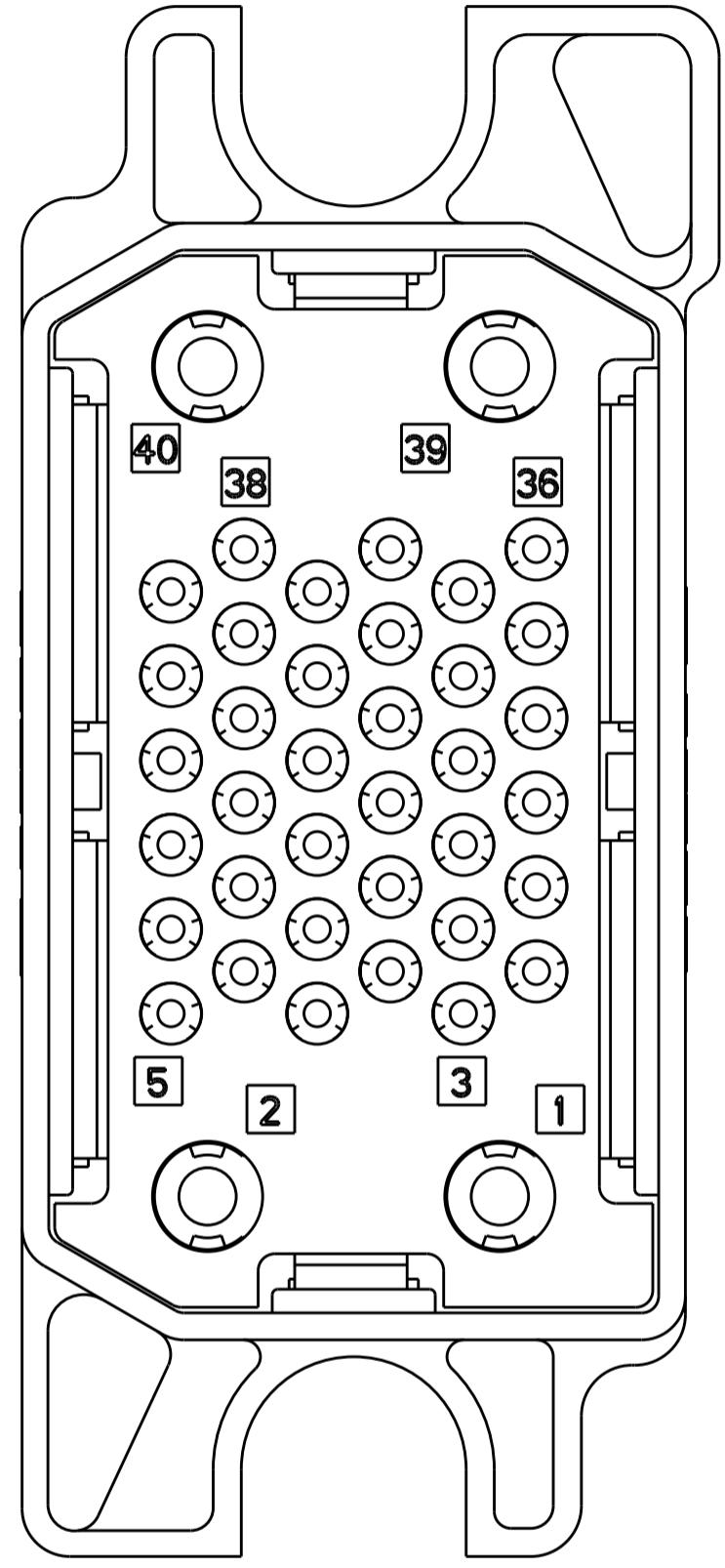
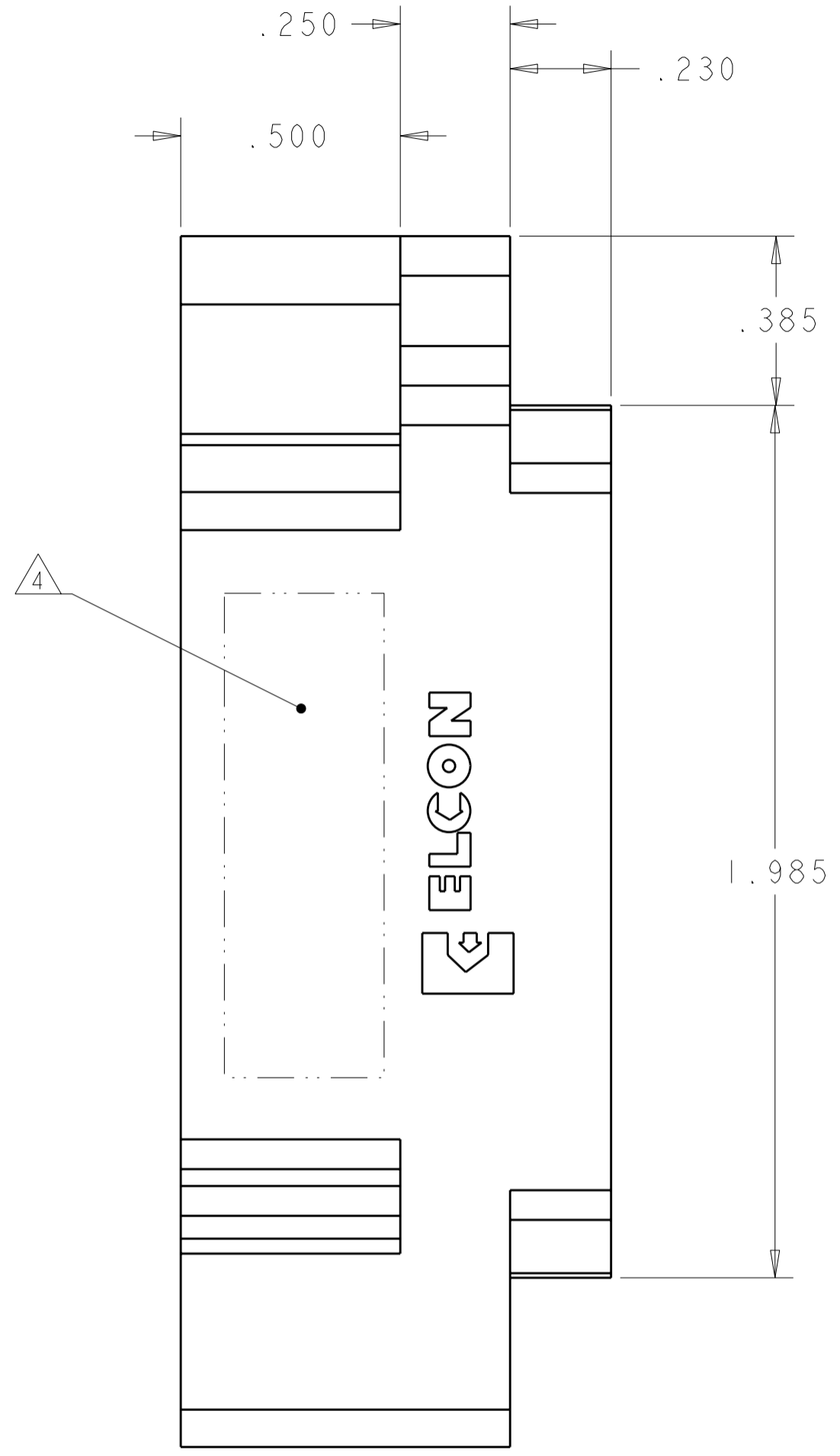
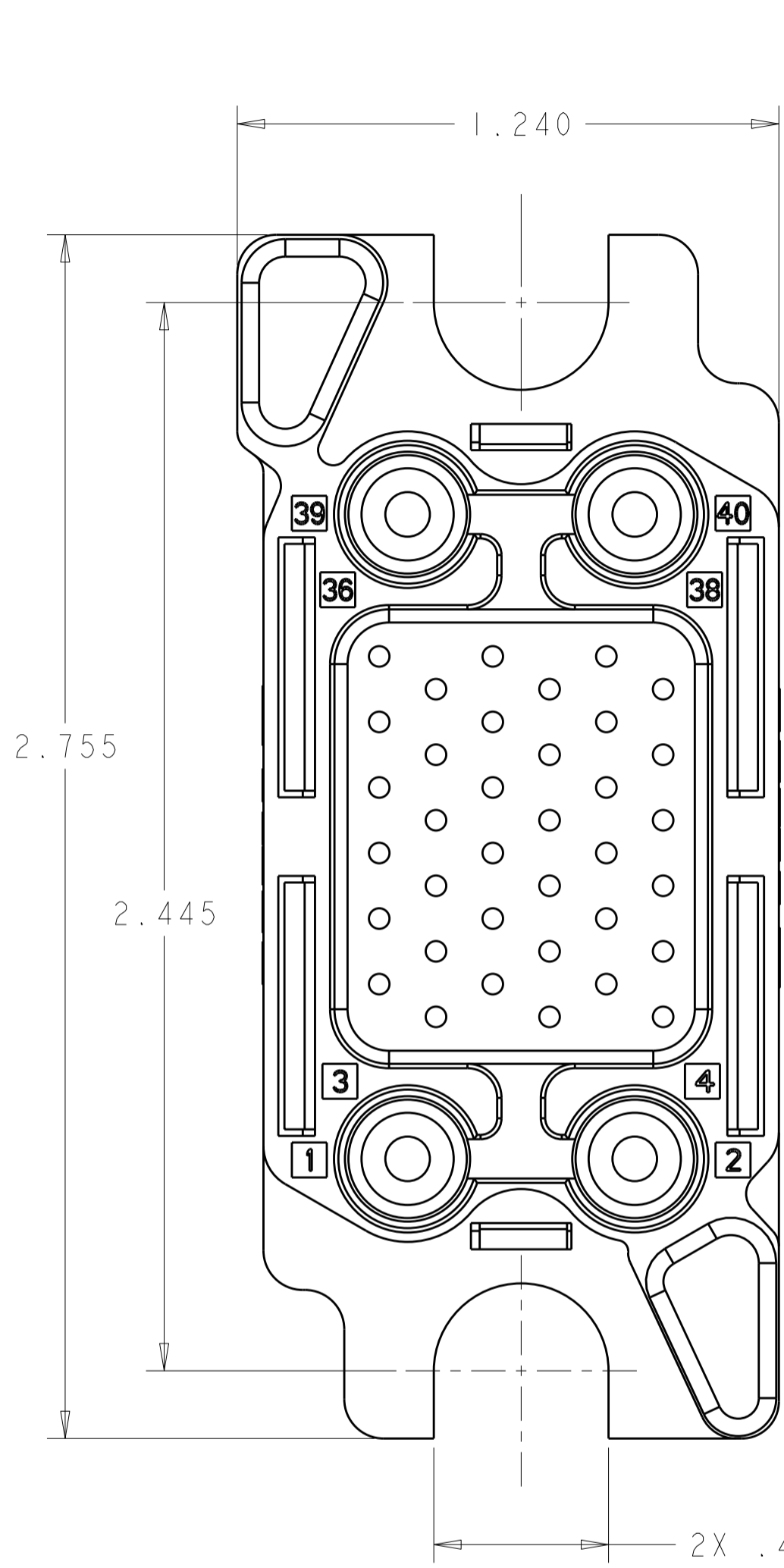


THIS DRAWING IS UNPUBLISHED. RELEASED FOR PUBLICATION 20  
 © COPYRIGHT 20 BY TYCO ELECTRONICS CORPORATION. ALL RIGHTS RESERVED.

REVISONS				
P	LTR	DESCRIPTION	DATE	APVD
	A	RELEASED	09OCT2008	RG DO



PIN CONTACT SIZE No. 12 (C)  
 PIN CONTACT SIZE No. 20 (B)  
 PIN CONTACT SIZE No. 12 (C)

2	1650589-1	SCREW, SHOULDER, M4 X 0.7	D
4	1766195-1	CONTACT, PIN, #12, CRIMP, PREMATE	C
36	1650161-1	CONTACT, PIN, #20, CRIMP, PREMATE	B
1	1648132-2	CONNECTOR, PIN, UNMARKED/NO LABEL	A
-1	PART NUMBER	DESCRIPTION	ITEM

DIMENSIONS: INCHES 		TOLERANCES UNLESS OTHERWISE SPECIFIED: 0 PLC ± 1 PLC ± 2 PLC ±.02 3 PLC ±.010 4 PLC ± ANGLES ± FINISH		DWN R. GRZYBOWSKI 9SEPT08 CHK D. ORRIS 9SEPT08 APVD M. PERCHERKE 9SEPT09 PRODUCT SPEC APPLICATION SPEC WEIGHT - CUSTOMER DRAWING		Tyco Electronics Harrisburg, PA 17105-3608 NAME PIN CONNECTOR CRIMP SQUARE DRAWER SIZE CAGE CODE DRAWING NO RESTRICTED TO A200779 C-1926988 - SCALE 3:1 SHEET 1 OF 2 REV A	
------------------------	--	--	--	--	--	--	--

**ELCON SQUARE DRAWER**

4

3

2

1

THIS DRAWING IS UNPUBLISHED. RELEASED FOR PUBLICATION 20  
 © COPYRIGHT 20 BY TYCO ELECTRONICS CORPORATION. ALL RIGHTS RESERVED.

LOC	DIST	REVISIONS			
P	LTR	DESCRIPTION	DATE	DWN	APVD
GP	00	-	SEE SHEET 1	-	-

Technical drawing of a square drawer connector. The drawing shows a square shape with a dashed vertical line indicating a centerline. Dimensions are provided in inches: a total width of 1.260, a distance of .630 from the centerline to the right edge, a total height of 2.445, and a distance of 2.100 from the top edge to the centerline. A dimension of 2.100 is also shown from the top edge to the bottom edge of the inner square.

- PART NUMBER CHANGES AND OR DESIGN CHANGES AFFECTING THE INTERCHANGEABILITY REQUIRE PRIOR TYCO ELECTRONICS APPROVAL AND AUTHORIZATION BY REVISION TO THIS DRAWING.
- MATERIAL:  
 INSULATOR: THERMOPLASTIC, GLASS REINFORCED,  
 FLAMMABILITY RATED, COLOR: BLACK  
 PIN CONTACT: COPPER ALLOY  
 RETENTION CLIP: BERYLLIUM COPPER OR STAINLESS STEEL  
 SHOULDER SCREW: STAINLESS STEEL
- FINISH:  
 PIN CONTACT SIZE 20: GOLD PLATE .000010 MIN THK. OVER  
 NICKEL .000050 MIN THK.  
 PIN CONTACT SIZE 12: SILVER PLATE .000200 MIN THK. OVER  
 NICKEL .000050 MIN THK.

4 ITEMS PROVIDED TO THIS SPECIFICATION TO BE PERMANENTLY IDENTIFIED PER THE FOLLOWING IDENTIFIER:

YEAR 1 WEEK 1

TYCO ELECTRONICS P/N XXXXXXXX-X DATE CODE (e.g. 0216) XXXX

5 CRIMP PIN CONTACTS AND SHOULDER SCREWS (ITEM B, C AND D) SHALL BE PACKAGED SEPARATELY AND PLACED IN THE BOX WITH THE CONN. ASSEMBLY.

SUGGESTED PANEL CUTOUT  
 VIEWED FROM CONNECTOR MOUNTING SIDE

**ELCON** SQUARE DRAWER

THIS DRAWING IS A CONTROLLED DOCUMENT FOR TYCO ELECTRONICS CORPORATION. IT IS SUBJECT TO CHANGE AND THE CONTROLLING ENGINEERING ORGANIZATION SHOULD BE CONTACTED FOR THE LATEST REVISION.		DWN R. GRZYBOWSKI 9SEPT08	Tyco Electronics Harrisburg, PA 17105-3608	
DIMENSIONS: INCHES		CHK D. ORRIS 9SEPT08	NAME PIN CONNECTOR CRIMP SQUARE DRAWER	
TOLERANCES UNLESS OTHERWISE SPECIFIED: 0 PLC ± 1 PLC ± 2 PLC ±.02 3 PLC ±.010 4 PLC ± ANGLES ± FINISH		APVD M. PERCHERKE 9SEPT09	RESTRICTED TO	
MATERIAL		PRODUCT SPEC -	SIZE A200779	DRAWING NO. C-1926988
		APPLICATION SPEC -	SCALE 3:1	SHEET 2 OF 2 REV A
		WEIGHT -	CUSTOMER DRAWING	

AMP 1471-9 REV 31MAR2000 Downloaded From [Onezac.com](http://Onezac.com)

单击下面可查看定价，库存，交付和生命周期等信息

[>>TE Connectivity\(泰科\)](#)