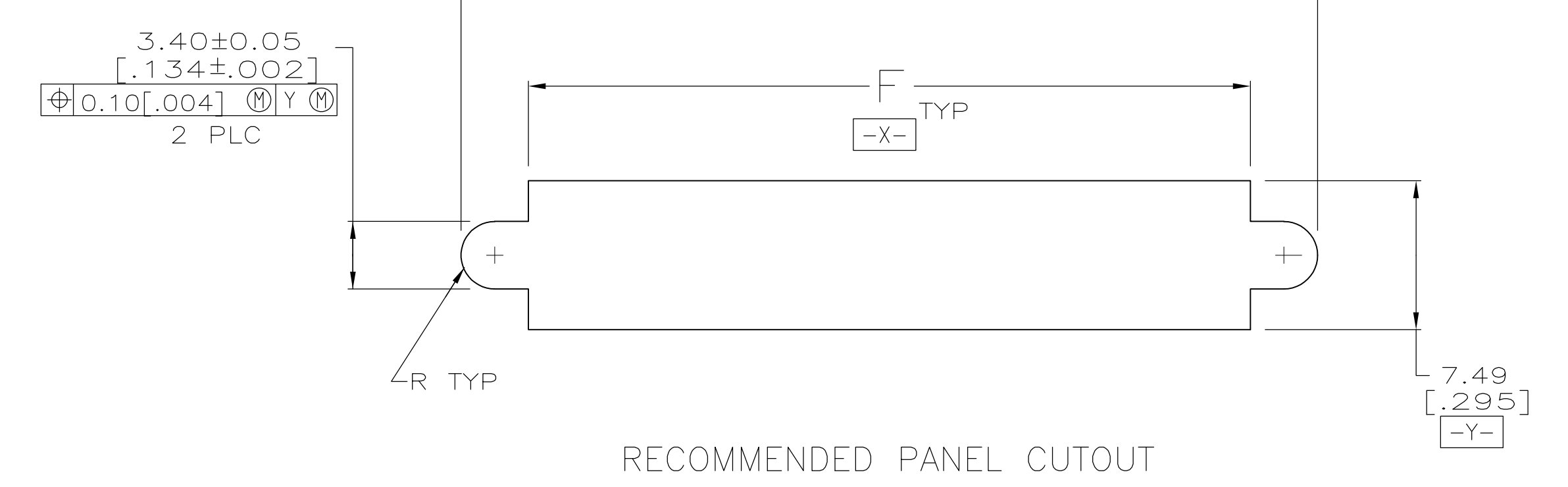
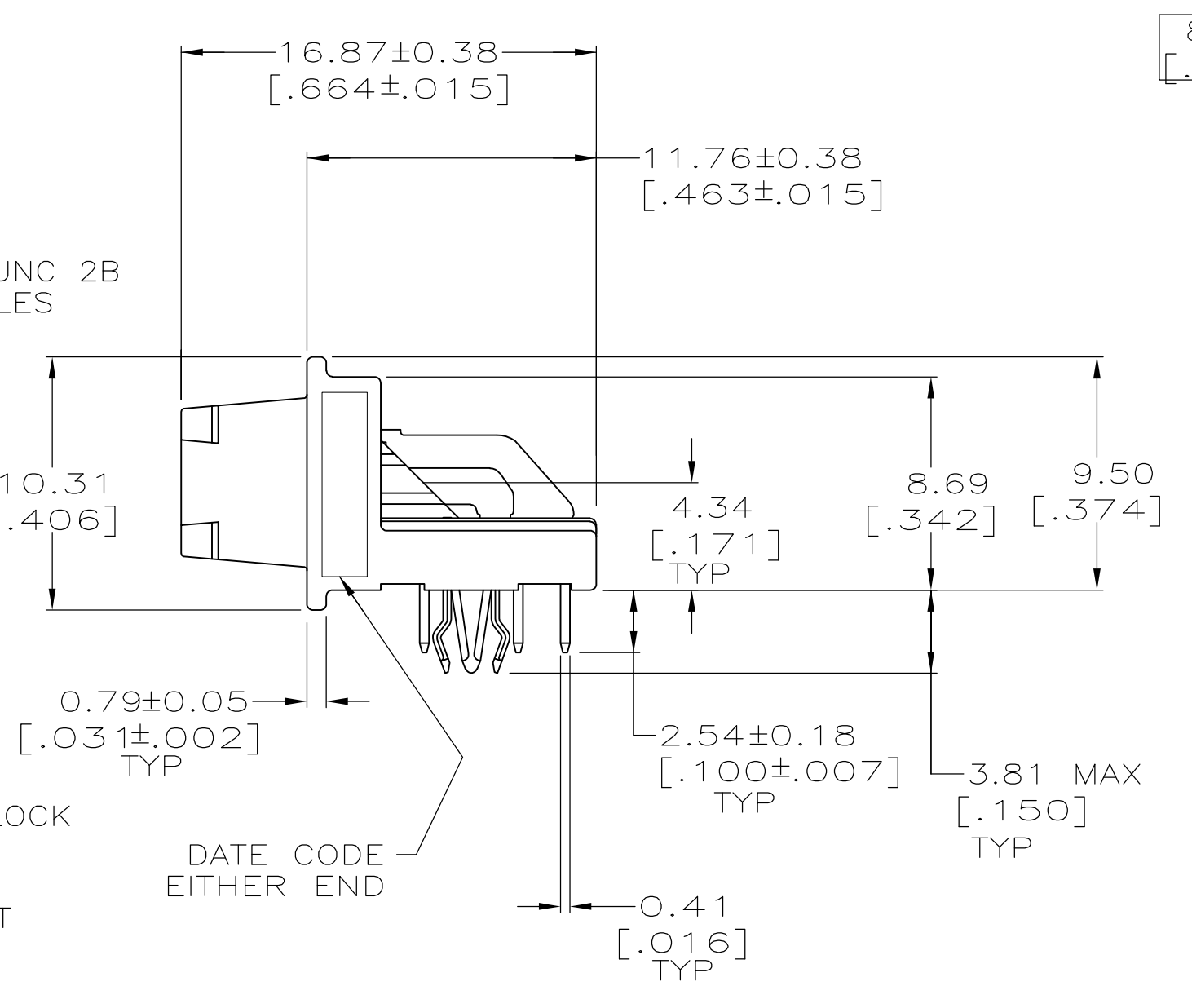
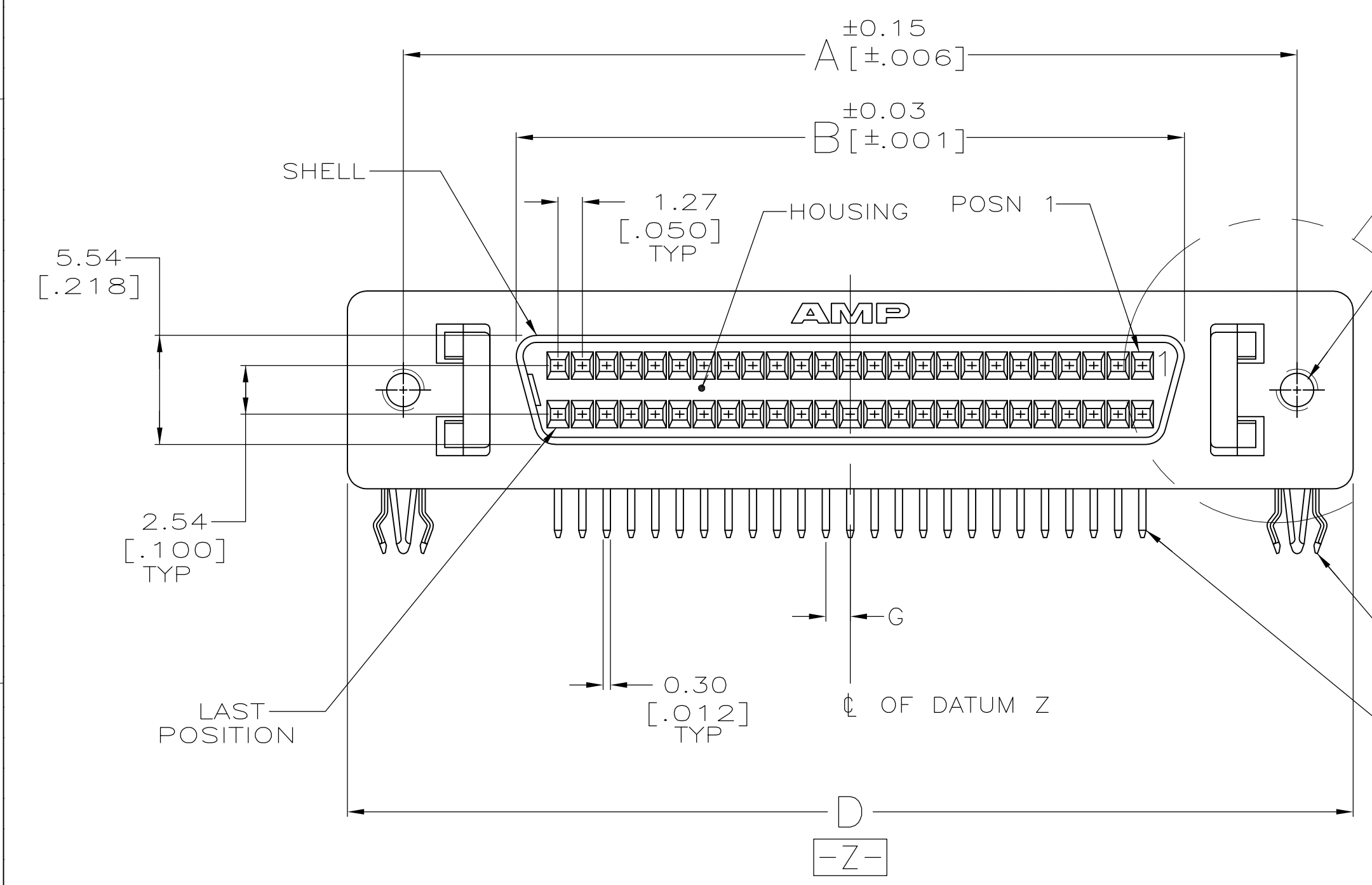
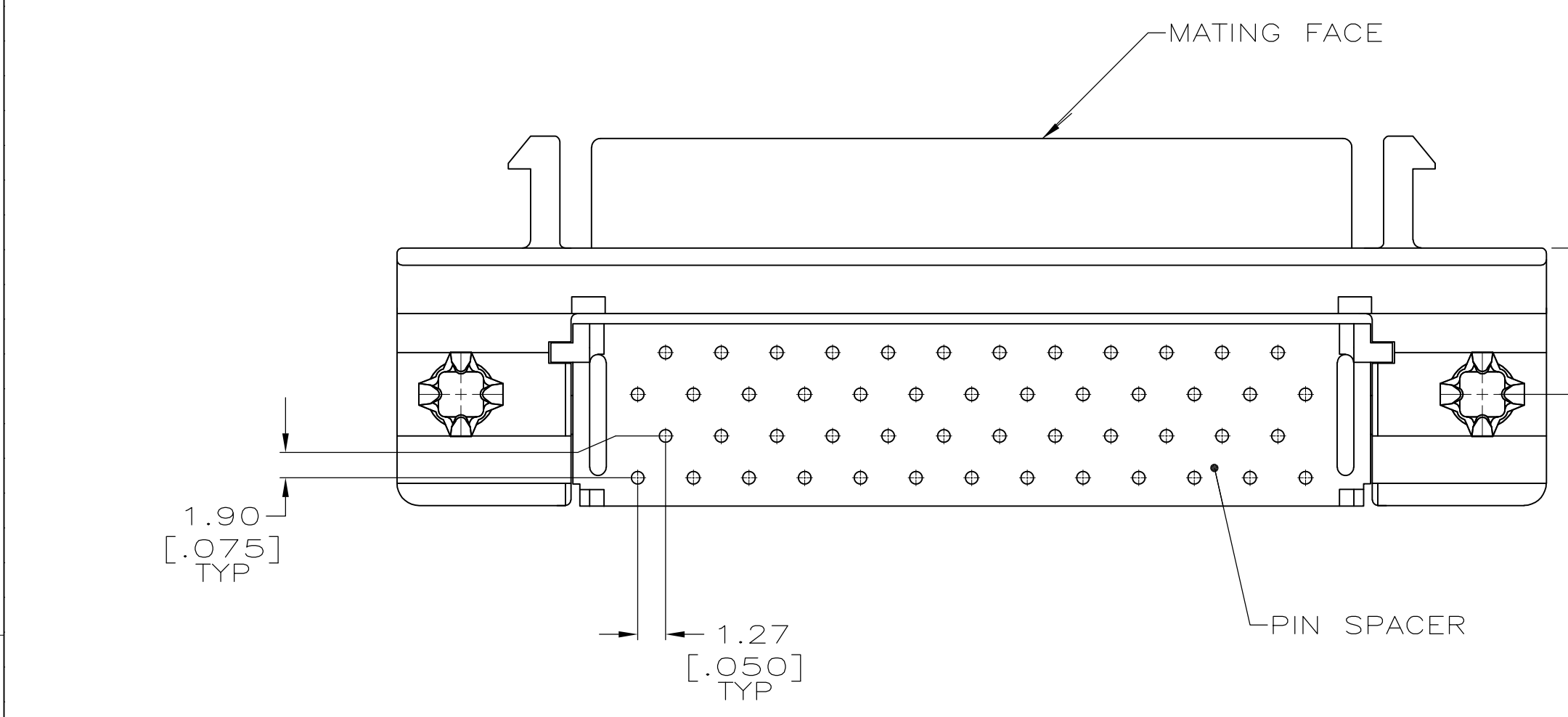


P.C. BOARD MOUNTING DIMENSIONS
 CONNECTOR SIDE
 P.C. BOARD THICKNESS 1.57±0.20 [.062±.008]



RECOMMENDED PANEL CUTOUT



1 MATERIAL
 CONTACTS: PHOSPHOR BRONZE
 HOUSING & PIN SPACER: UL 94V-0 RATED, THERMOPLASTIC, BLACK
 BRACKET: ZINC
 SHELL: CARBON STEEL
 BOARDLOCKS: COPPER ALLOY.

2 FINISH
 CONTACTS: EITHER 0.76µm [.000030] MIN GOLD PLATE FOR A LENGTH OF 0.64 [.025] MAX, 0.13 [.005] MIN FROM MATING END OR GOLD FLASH OVER PALLADIUM NICKEL PLATE, 0.76µm [.000030] MIN TOTAL FOR A LENGTH OF 0.64 [.025] MAX, 0.13 [.005] MIN FROM MATING END. 3.81µm [.000150] MIN TIN-LEAD ON OPPOSITE END FOR A LENGTH OF 2.72 [.107] MIN, BOTH OVER 1.27µm [.000050] MIN NICKEL.
 SHELL: 5.08µm [.000200] MIN NICKEL OVER 1.27µm [.000050] MIN COPPER.
 BRACKET: 2.54µm [.000100] MIN NICKEL OVER 5.08µm [.000200] COPPER.
 BOARDLOCKS: 5.08µm [.000200] MIN TIN-LEAD OVER 1.27µm [.000050] MIN NICKEL.

46.48 [1.830]	1.27 [.050]	42.80 [1.685]	48.92 [1.926]	52.45 [2.065]	34.70 [1.366]	46.48 [1.830]	50	787395-5
L	G	F	E	D	B	A	NO OF POSN	PART NUMBER

THIS DRAWING IS A CONTROLLED DOCUMENT.

DWG	W. LENKER	02/10/95	Tyco Electronics Corporation Harrisburg, PA 17105-3608
CHK	R. STONE	02/14/95	
APP'D	R. WALTER	02/14/95	RECEPTACLE ASSEMBLY, SHIELDED, RIGHT ANGLE, TM
PRODUCT SPEC			
APPLICATION SPEC			
SIZE	A1	00779	787395
RESTRICTED TO			

CUSTOMER DRAWING SCALE 4:1 SHEET 1 OF 1 REV N

单击下面可查看定价，库存，交付和生命周期等信息

[>>TE Connectivity\(泰科\)](#)