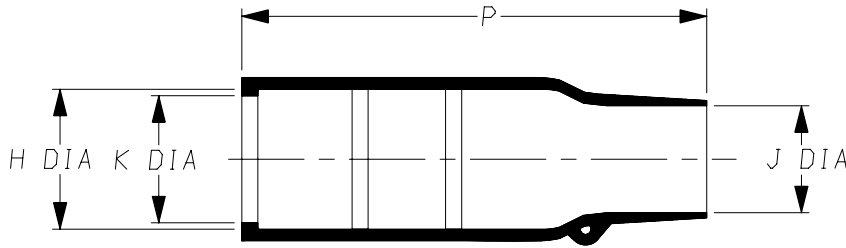
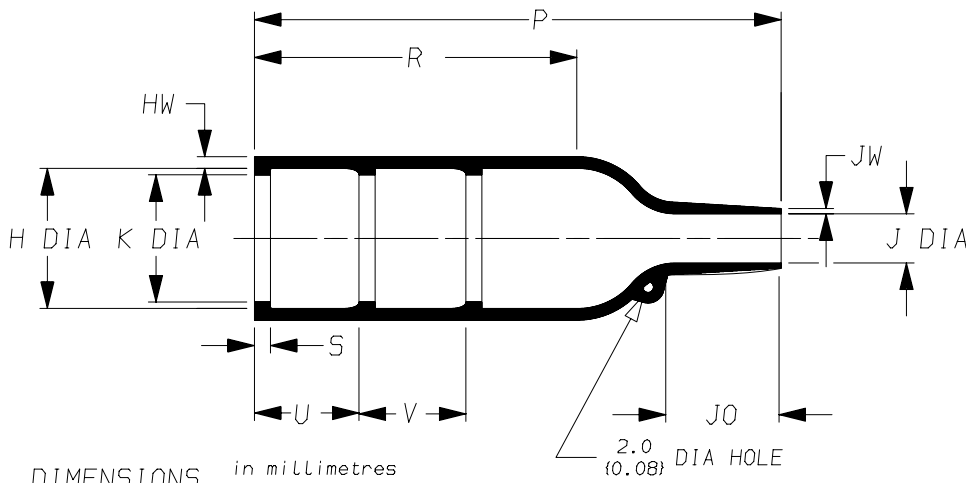


a) Part as supplied.

202K1**-*-04



b) Part after unrestricted recovery.



DIMENSIONS in millimetres
{in inches, for reference}

Part No.	H		J		K		P		R	S	U&V	JO	HW	JW
	±0.2 a	Max b	Min a	Max b	±0.2 a	Max b	±5% a	±10% b	±10% b	±10% b	±10% b	±10% b	±20% b	±20% b
① 202K142-*-04	25.5 {1.00}	18.0 {0.71}	20 {0.79}	7.1 {0.28}	24.2 {0.95}	7.1 {0.28}	60 {2.36}	67 {2.64}	35 {1.38}	3.0 {0.12}	20 {0.79}	17.0 {0.67}	1.8 {0.07}	1.0 {0.04}
① 202K153-*-04	33.0 {1.30}	22.4 {0.88}	22 {0.87}	8.4 {0.33}	31.7 {1.25}	8.4 {0.33}	68 {2.68}	80 {3.15}	42 {1.65}	3.0 {0.12}	20 {0.79}	19.5 {0.77}	2.0 {0.08}	1.0 {0.04}
202K163-*-04	39.5 {1.56}	28.2 {1.11}	27 {1.06}	9.9 {0.39}	38.2 {1.50}	9.9 {0.39}	86 {3.39}	99 {3.90}	61 {2.40}	3.0 {0.12}	20 {0.79}	21.0 {0.83}	2.2 {0.09}	1.2 {0.05}
	#		#		#		#							

This is an expanded variant
Modified dimensions are shown thus: - #

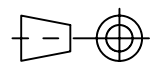
Copyright (!)

The copyright in this drawing is the property of Tyco Electronics UK Ltd. The drawing is issued on the condition that it is not copied, reproduced or disclosed to a third party, either in whole or in part without the prior written consent of Tyco Electronics UK Ltd.

Drawn A.LILLEY. Checked Issue 4 Date June 2007

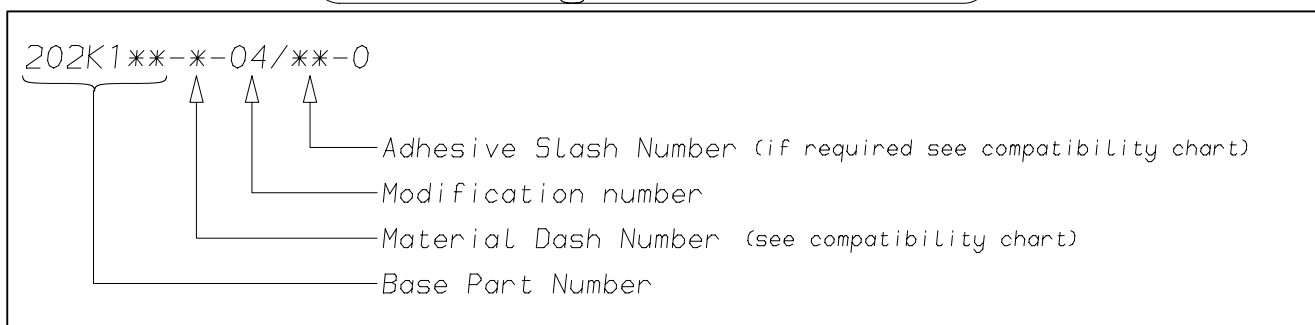
Conforms to ISO Recommendations
3rd Angle Projection
Not to Scale

Approval Design MKTG. Tech.



Raychem		Specification Control Drawing	Part Number 202K1**-*-04 Issue 4
Iss.	Date	E.C.R. No.	Details of Change
3	March 1987	5047	Dimension "K" added
4	June 2007	CR06-HM-012	Imperial dimensions added

(Ordering Information)



(COMPATIBILITY CHART)

Material Dash Number	Material Description	SPEC Number	Coating Slash Number
-3	POLYOLEFIN, SEMI-RIGID	RT-301, RK-6703	/42, /86, /180
-4	POLYOLEFIN, FLEXIBLE	RT-1304	/42, /86, /180

NOTES

- ① Supplied with 2 lips only, Dimension V does not apply.
- ② If eyelet clip (000W212) is required with part then add CS-1858 to description (i.e. 202K142-3-04-CS-1858-0).
- ③ As supplied dimensions are for uncoated parts, when coating is added entry diameters will reduce by 1.5mm Max.
- ④ On some parts a bump or depression at the material injection point may exist as a normal manufacturing process.

Tyco Electronics UK Ltd. Faraday Road, Swindon, Wiltshire, SN3 5HH England Telephone: (01793) 528171 Fax: 572516	Tyco Electronics Corporation 300, Constitution Drive, Menlo Park, CA 94025 USA Telephone (650) 361-3860 Fax: (650) 361-5579
Cage Code K1010	Cage Code 06090

单击下面可查看定价，库存，交付和生命周期等信息

[>>TE Connectivity\(泰科\)](#)