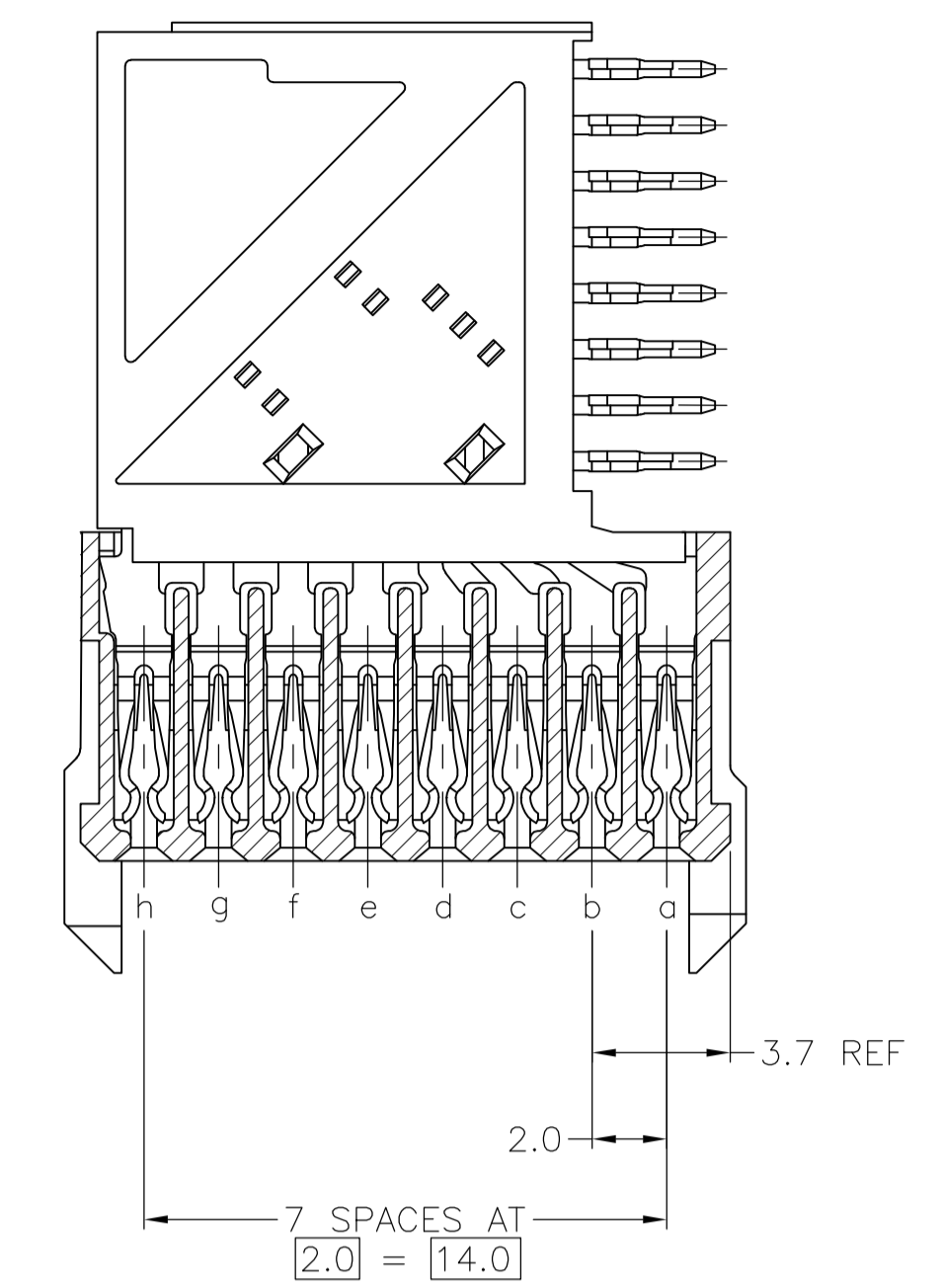
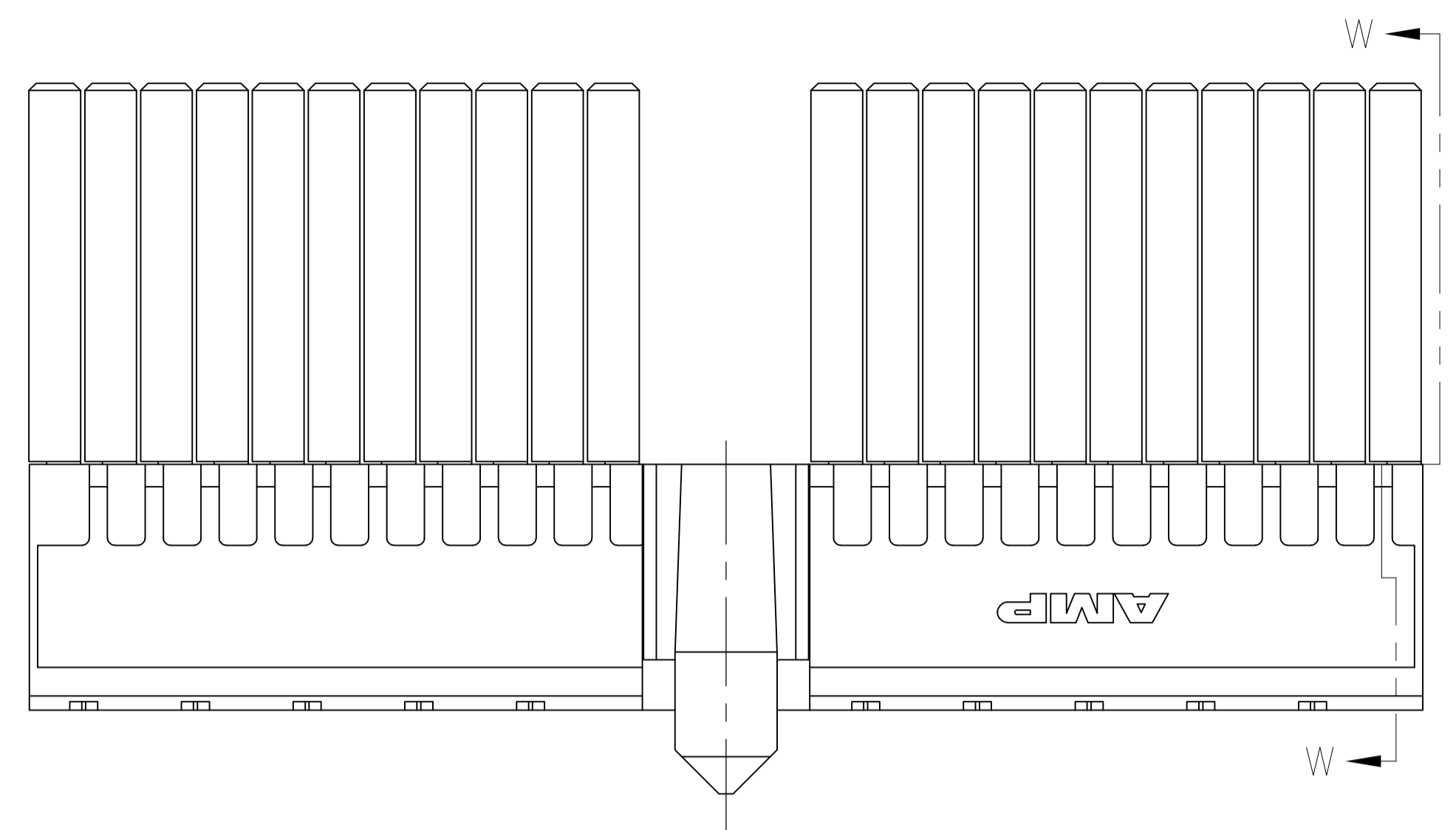
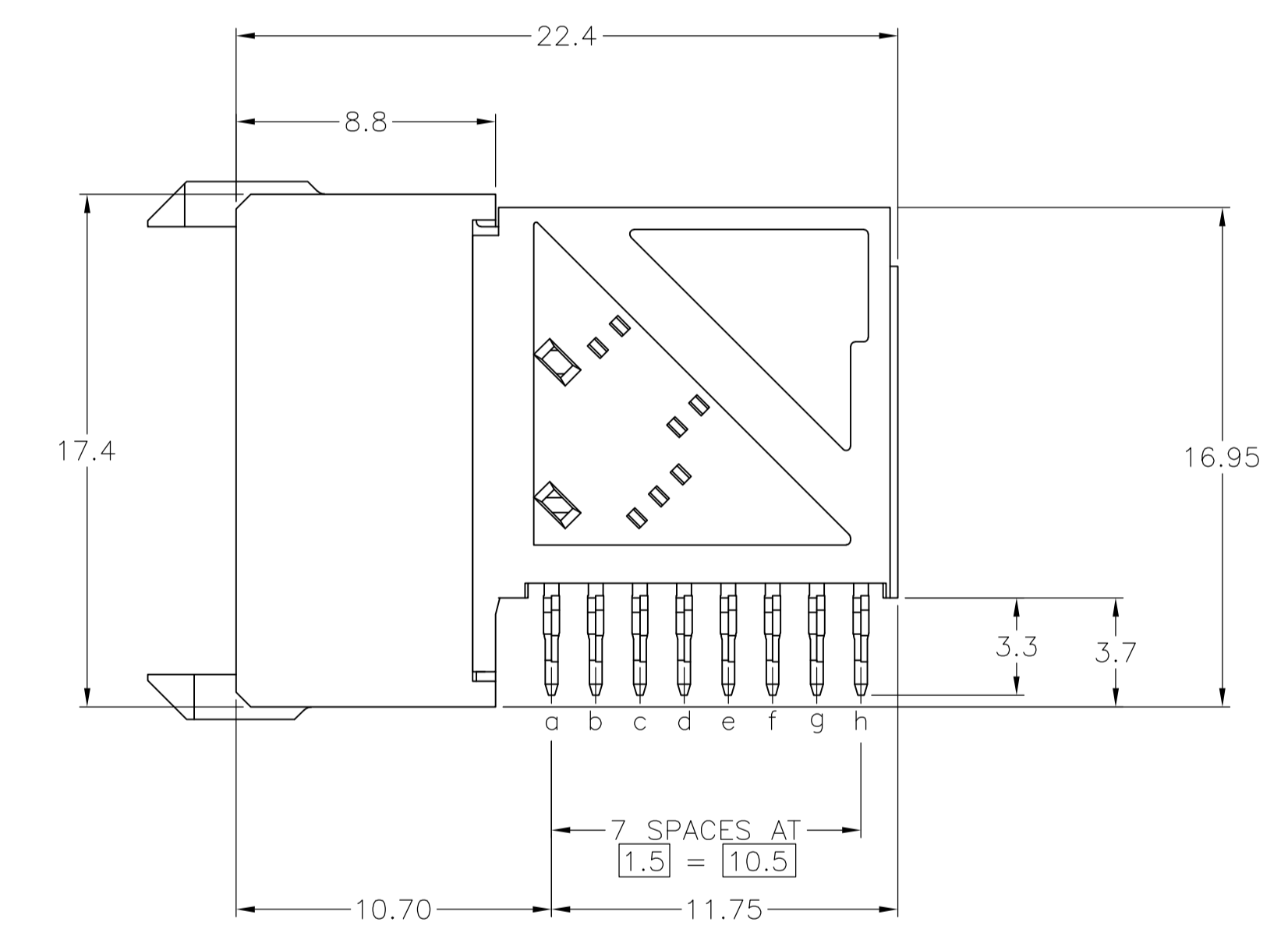
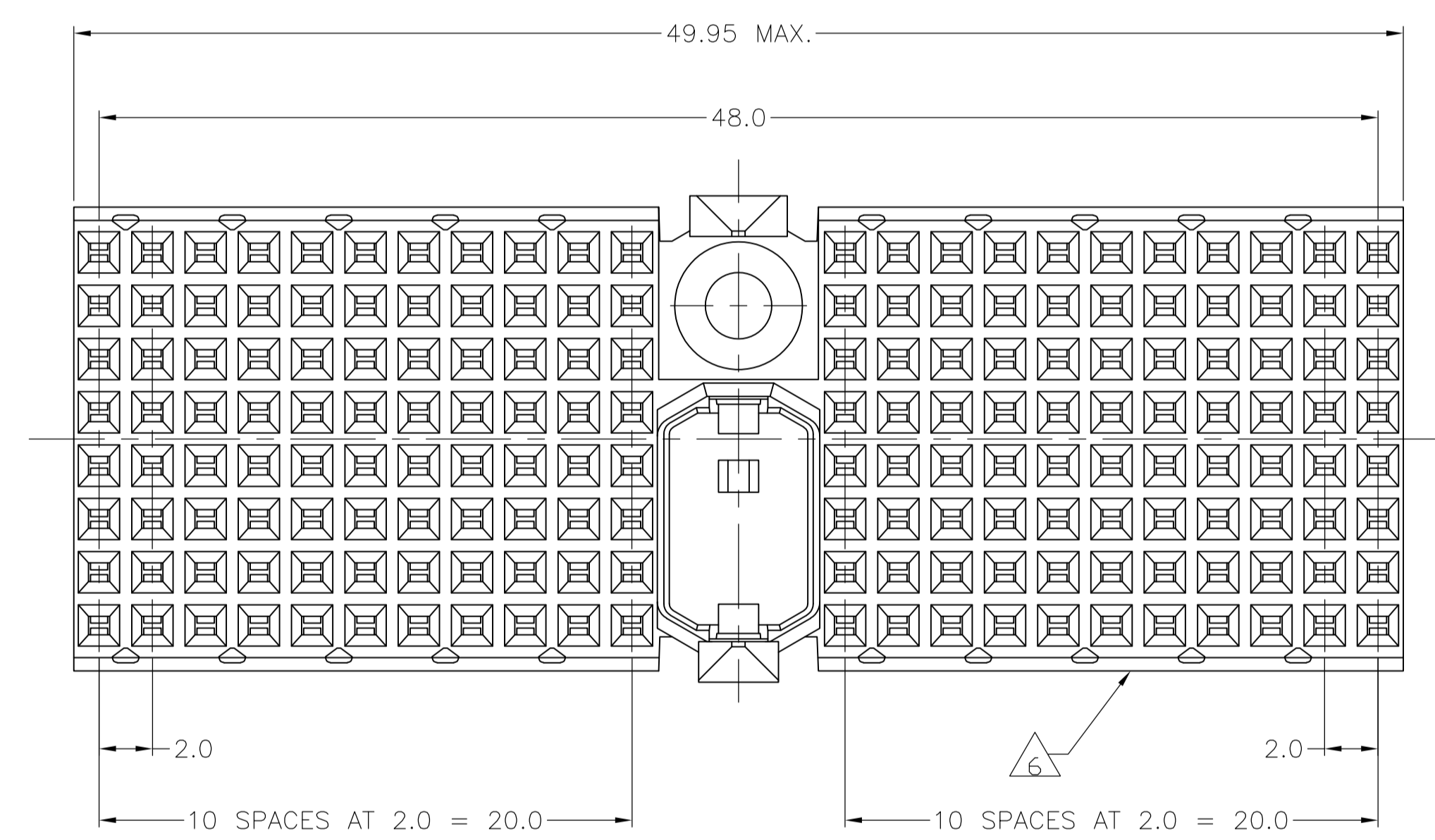


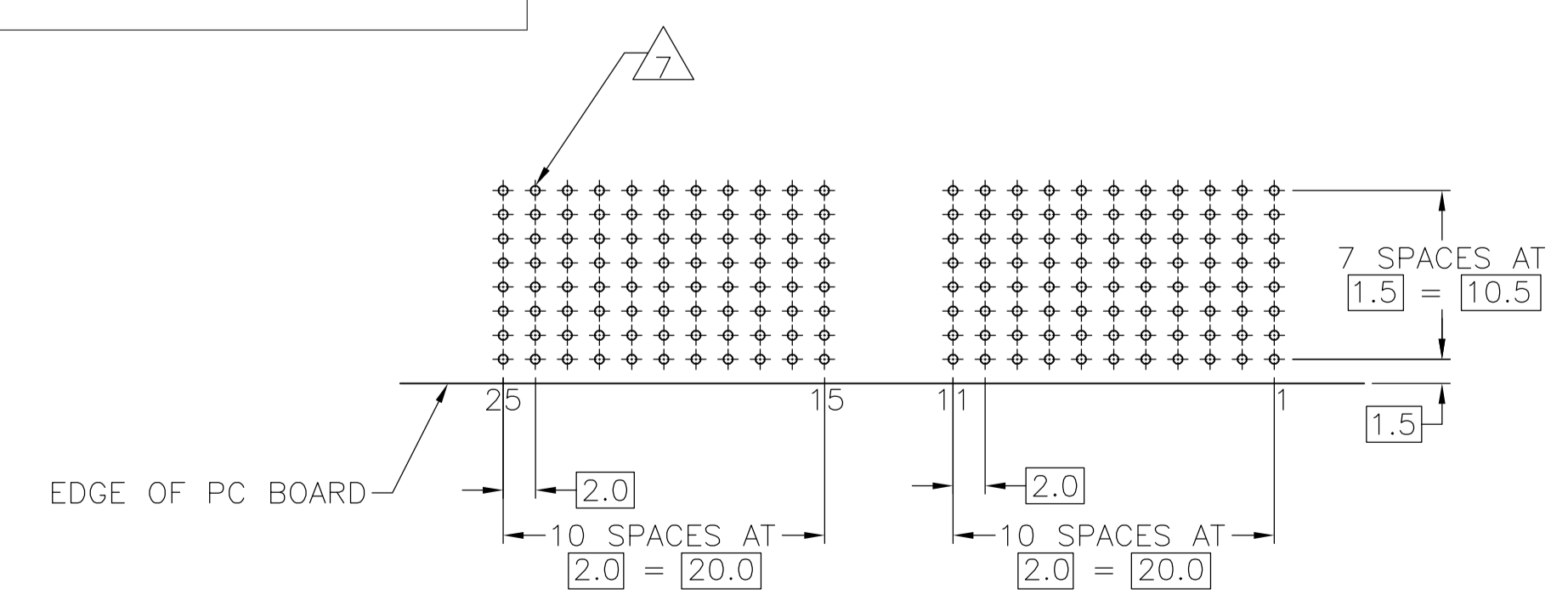
LOC		DIST		REVISIONS			
P	LTR	DESCRIPTION	DATE	DMN	APVD	SY	MOV
C		REV PER ECR-11-003871	22FEB11	RC	CW		
D		ECO-11-024491	13DEC11	SY	MOV		



SECTION W-W



PLATED THRU HOLES PARAMETERS
 REFERENCE APPLICATION SPECIFICATION



RECOMMENDED PCB-HOLE LAYOUT
 COMPONENT SIDE SHOWN
 SCALE 2.5:1

- 1 MATERIAL:
CONTACT: PHOSPHOR BRONZE.
HOUSING: GLASS-FILLED POLYESTER.
- 2 GENERAL PLATING SPECIFICATION: UNDERPLATING (ENTIRE CONTACT): 1.27µm MIN NICKEL AND ACTION PIN: 0.5µm MIN TIN. FOR PLATING OF MATING SURFACES SEE APPLICABLE SPECIFICATION REFERENCE FOR EACH DASH NUMBER.
- 3 CONFORMS TO ALL TESTING ACCORDING TO IEC 61076-4-101 PERFORMANCE LEVEL 2.
- 4 CONFORMS TO ALL TESTING ACCORDING TO IEC 61076-4-101 PERFORMANCE LEVEL 1.
- 5 CONNECTOR TESTED AND QUALIFIED AGAINST TELCORDIA GR-1217-CORE QUALITY LEVEL 3, CENTRAL OFFICE APPLICATIONS.
- 6 CONNECTOR MARKED WITH PART NUMBER AND DATE CODE. ADDITIONAL CHARACTERS OR MARKINGS, AS WELL AS THE LOCATION OF THE MARKINGS, MAY BE ADDED FOR TRACEABILITY BASED UPON MANUFACTURERS DISCRETION.
- 7 PLATED-THROUGH HOLES AT 2x2mm SQUARE GRID PATTERN DEFINED BY CONTACT LAYOUT.
- 8 CONNECTOR LUBRICATED WITH BELCORE APPROVED LUBRICANT, TECHNICAL REFERENCE: TR-NWT-001217 ISSUE 1, SEP 1992.
- 9 0.76µm MIN GOLD PLATING ON MATING SURFACES

2 3 9	3-5646442-0
2 5 8	5646442-9
2 4	5646442-4
2 3	5646442-1
FINISH	PART NUMBER

THIS DRAWING IS A CONTROLLED DOCUMENT.		DIN B CARBO 07JAN05		Tyco Electronics Corporation Harrisburg, PA 17105-3608	
DIMENSIONS: mm		GSKIPPER 07JAN05		NAME R/A RECEPTACLE ASSY, 176 POSN, TTR 8 ROW, TYPE D, Z-PACK 2mm HM	
TOLERANCES UNLESS OTHERWISE SPECIFIED:		APVD GSKIPPER 07JAN05		APPLICATION SPEC	
0-PLC ±		SIZE A1		CAGE CODE 00779	
1-PLC ±0.1		DRAWING NO 5646442		RESTRICTED TO	
2-PLC ±		WEIGHT		CUSTOMER DRAWING	
3-PLC ±0.2		SCALE 5:1		SHEET 1 OF 1	
4-PLC ±		REVISIONS		REV D	
ANGLES ±					

单击下面可查看定价，库存，交付和生命周期等信息

[>>TE Connectivity\(泰科\)](#)