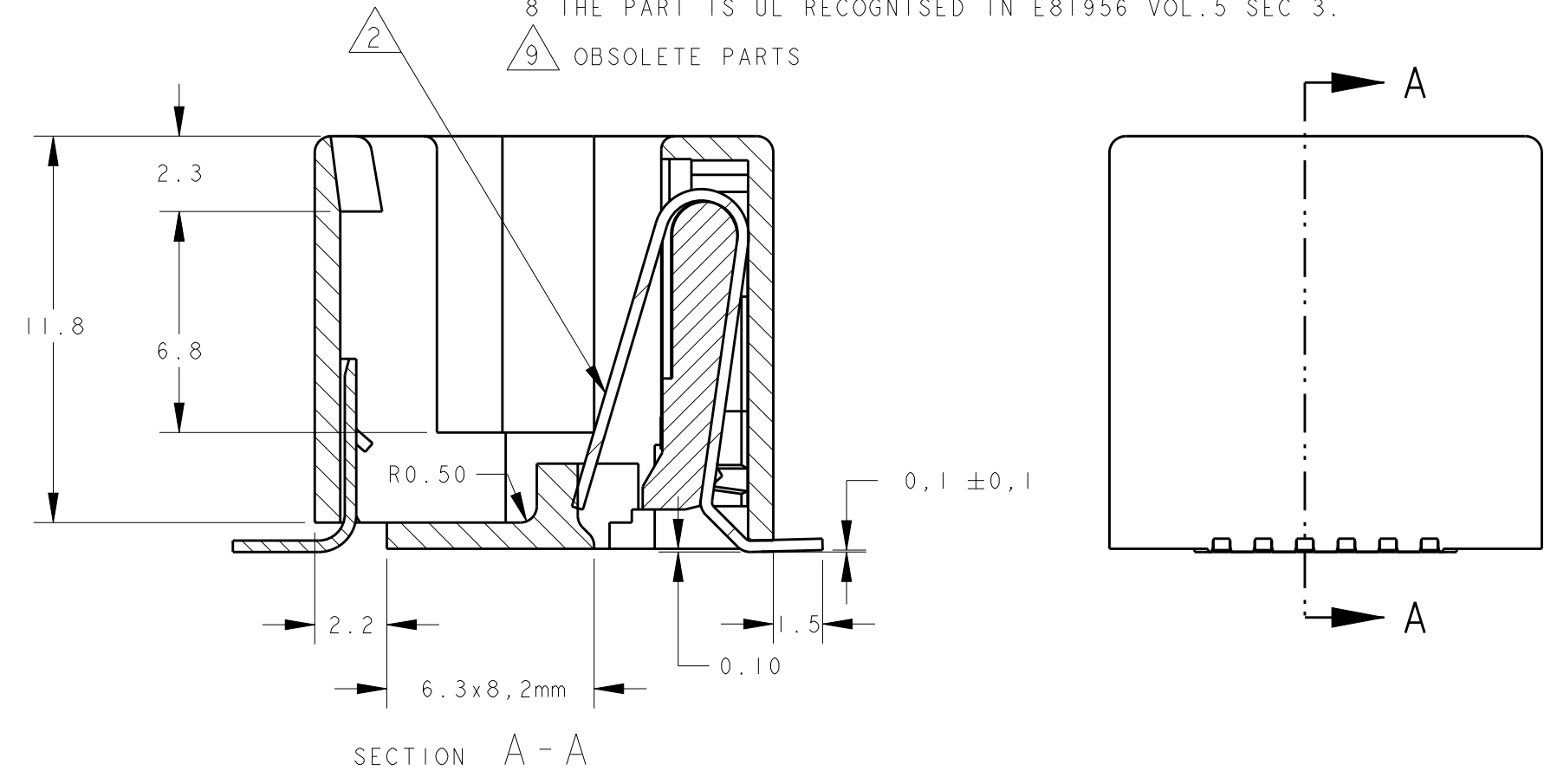
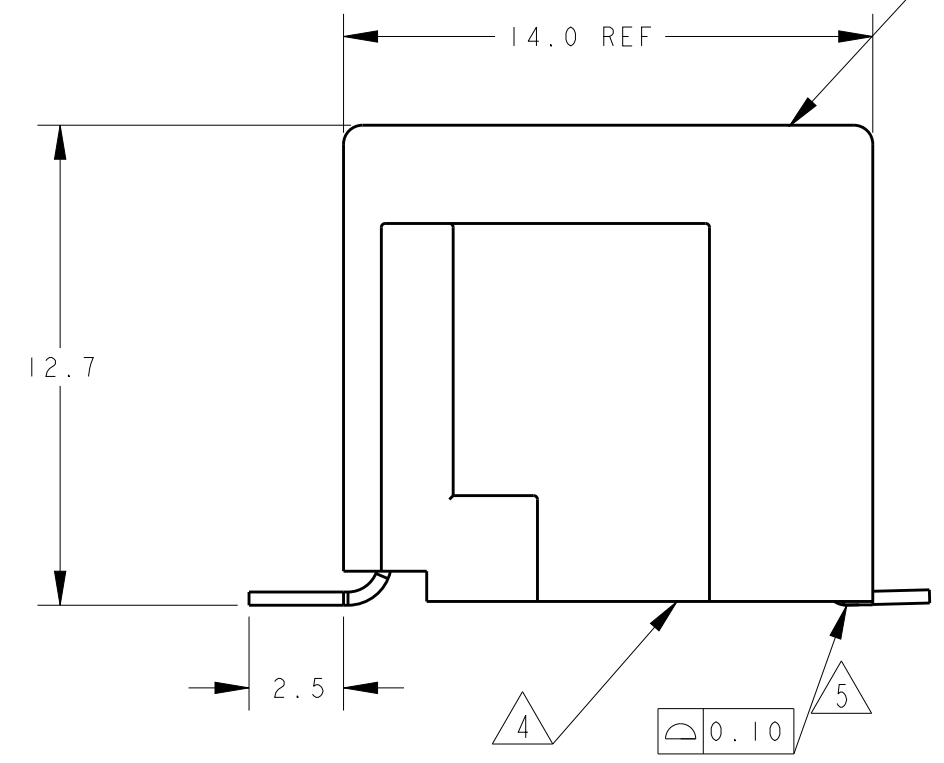
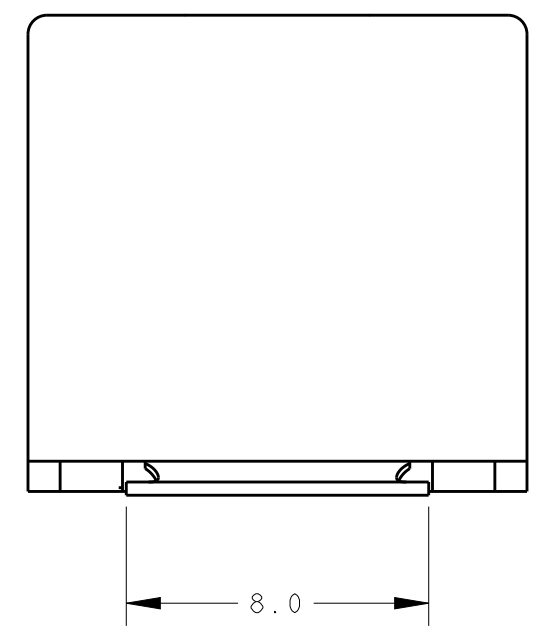
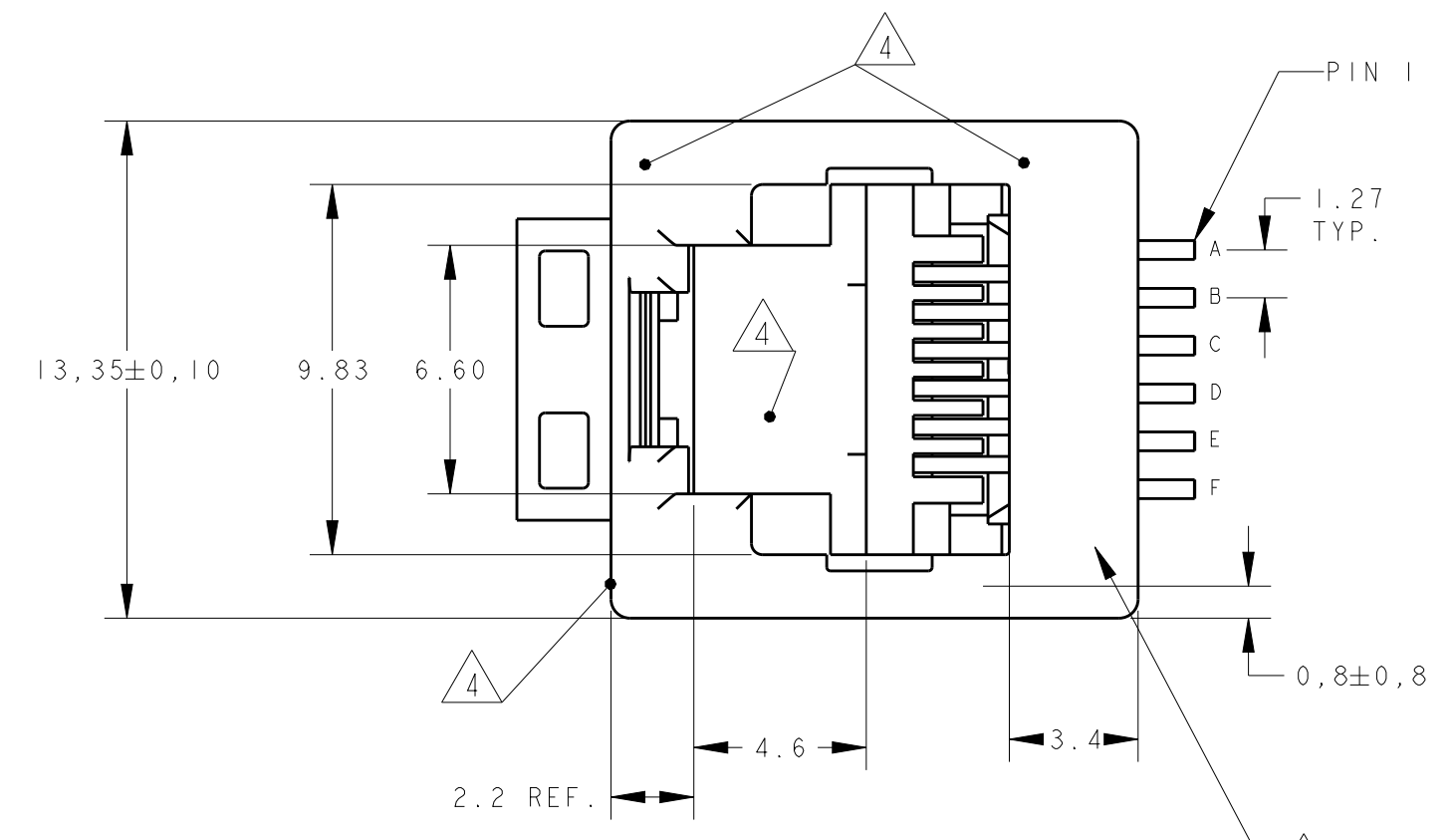
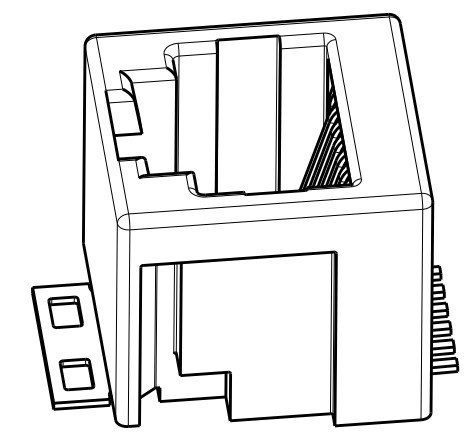


THIS DRAWING IS UNPUBLISHED. RELEASED FOR PUBLICATION
 © COPYRIGHT - ALL RIGHTS RESERVED.

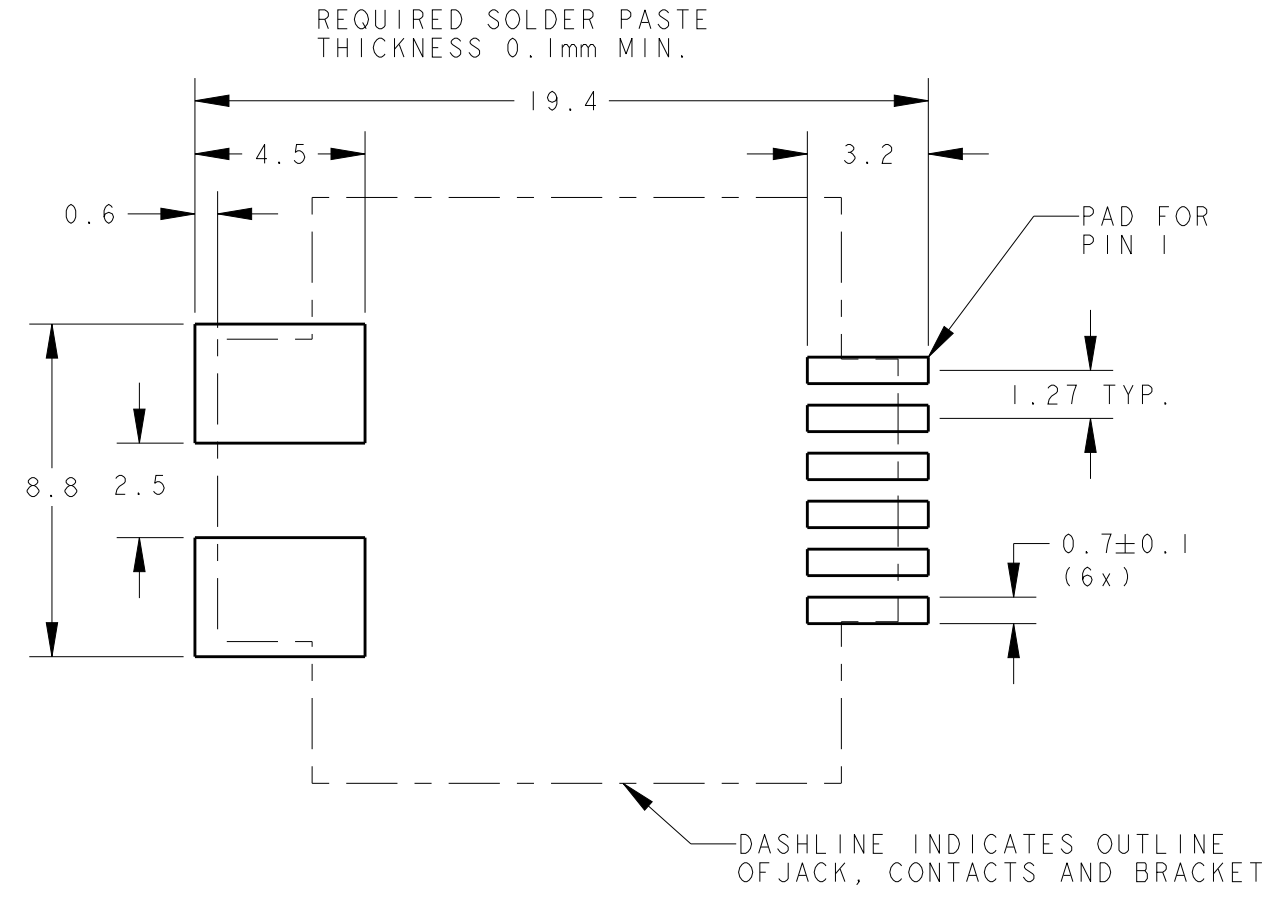
LOC		DIST		REVISIONS			
P	LTR	DESCRIPTION	DATE	DWN	APVD		
E		HOUSING RIB STRENGTHENED, RAWMATERIAL CHANGED TO PA4T	05JAN2012	PS	RRP		
F		ECO-16-001320	13JUN2016	AD	SH		

NOTES:

- 1 TOLERANCES UNLESS OTHERWISE SPECIFIED: $\pm 0,15$
- 2 CONTACT PLATING:
 OVERALL: Ni 1.27 μ m MIN. ALL OVER THE CONTACTS
 SOLDER ZONE: Sn 3.5-5.0 μ m ON THE SOLDER ZONE OF THE CONTACT
 MATING ZONE: PLATING CONFIRMS TO PRODUCT REQUIREMENTS AS PER SPECIFICATION 108-19117
- 3 MATERIALS:
 -HOUSING: 30% G.F. LCP. COLOR BLACK, UL 94V-0.
 -CONTACTS: PHOSPHOR BRONZE.
 -SOLDER BRACKET: TINPLATED BRASS WITH NICKEL UNDERPLATE.
- 4 SURFACE CAN BE USED FOR PICKING THE MODULAR JACK WITH, TYPE II SMD MACHINE.
- 5 COPLANARITY MEASURED AT HEEL OF CONTACTS.
- 6 TAPE AND REEL PACKAGING ACCORDIND TO EIA 481-3 SPECIFICATIONS.
- 7 CONTACT PLATING:
 0.76 μ m MIN. GOLD SELECTIVE IN CONTACT AREA.
 OVER 1,27 μ m MIN. NICKEL.
 3,5-5,0 μ m MIN. MATTE TIN ON SOLDER TINES.
- 8 THE PART IS UL RECOGNISED IN E81956 VOL.5 SEC 3.
- 9 OBSOLETE PARTS



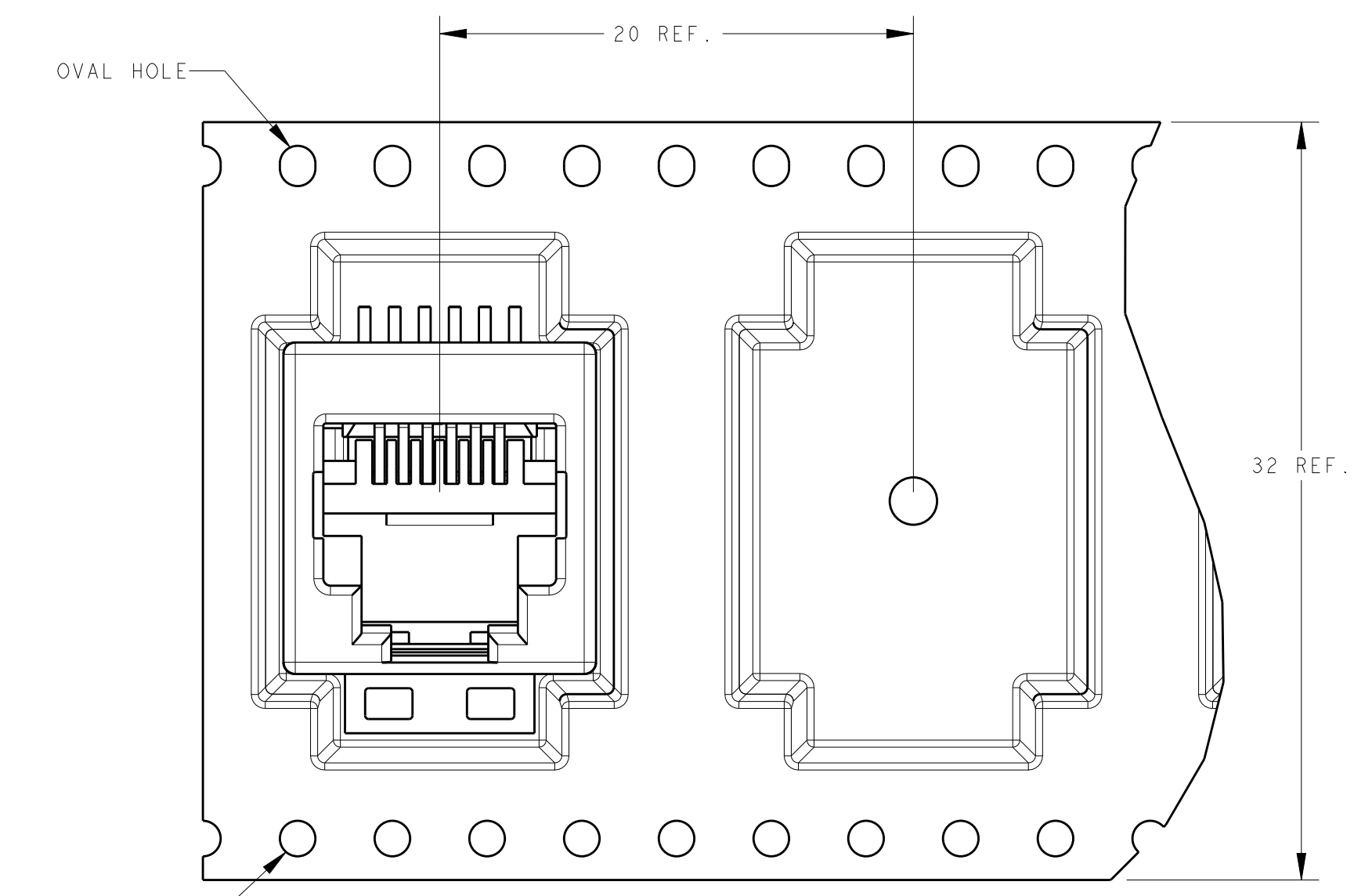
PRINTED CIRCUIT BOARD LAYOUT



6 POS./6 CONT.		300 PCS ON \varnothing 360mm OD REEL. TOP ENTRY ORIENTATION PER DETAIL B		1857381-2	
REMARKS		FINISH		PART NUMBER	
THIS DRAWING IS A CONTROLLED DOCUMENT.		DWN 04 NOV 2005 CHK J.V.D. HEIJDEN M. OPPERB. APVD 04 NOV 2005 J. BROEKSTEG		NAME	
DIMENSIONS: mm		TOLERANCES UNLESS OTHERWISE SPECIFIED:		TE Connectivity	
0 PLC ± 0.2		1 PLC ± 0.1		MODULAR JACK ON BOARD SMT	
2 PLC ± 0.05		3 PLC \pm		6/6 POSITION VERSION.	
4 PLC \pm		ANGLES \pm		SIZE CAGE CODE DRAWING NO	
MATERIAL SEE NOTE 3.		FINISH		RESTRICTED TO	
		PRODUCT SPEC 108-19117		A2	
		APPLICATION SPEC 114-19041		SCALE 1:1	
		WEIGHT 1,83 gr		SHEET 1 OF 2	
		CUSTOMER DRAWING		REV F	

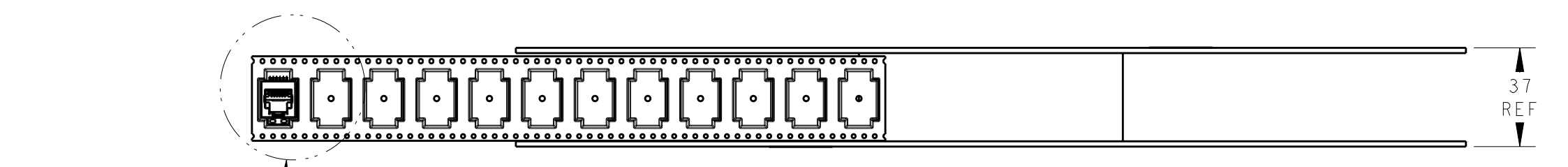
THIS DRAWING IS UNPUBLISHED. RELEASED FOR PUBLICATION
 © COPYRIGHT - ALL RIGHTS RESERVED.

LOC	DIST	REVISIONS					
IR	-	P	LTR	DESCRIPTION	DATE	DWN	APVD
		-		See sheet 1	-	-	-

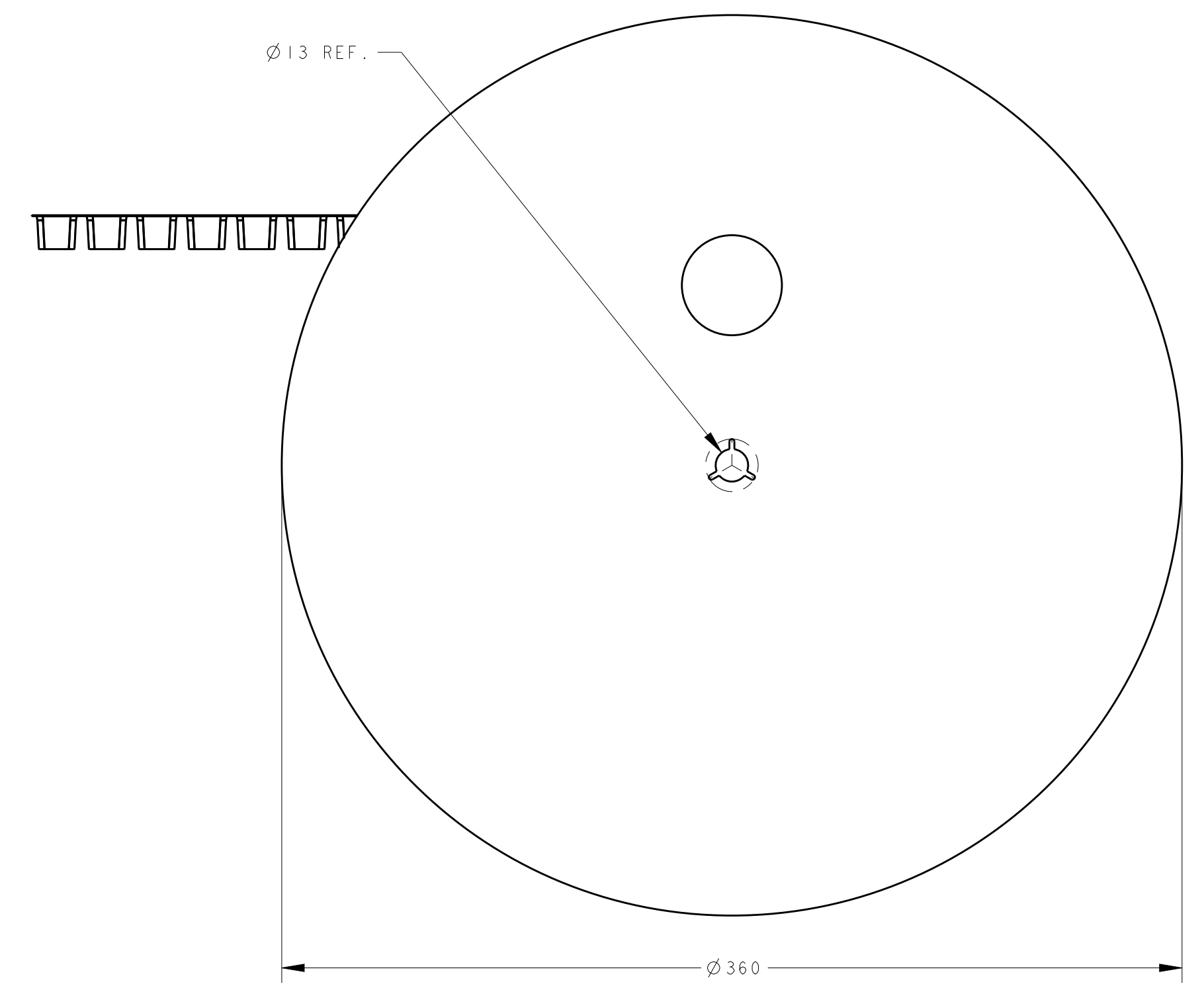


TOP ENTRY ORIENTATION.

DETAIL B
 SCALE 4:1



SEE DETAIL B



THIS DRAWING IS A CONTROLLED DOCUMENT.		DWN 04 NOV 2005 J.V.D. HEIJDEN	STE TE Connectivity	
DIMENSIONS: mm		CHK 04 NOV 2005 M.OPPERS		
TOLERANCES UNLESS OTHERWISE SPECIFIED:		APVD 04 NOV 2005 J.BROEKSTEG	NAME MODULAR JACK ON BOARD SMT 6/6 POSITION VERSION.	
0 PLC ±0.2	1 PLC ±0.1	PRODUCT SPEC	SIZE	CAGE CODE
2 PLC ±0.05	3 PLC ±	APPLICATION SPEC	A2	DRAWING NO
4 PLC ±	ANGLES ±	WEIGHT	C-1857381	
FINISH		CUSTOMER DRAWING	SCALE 1:1	SHEET 2 OF 2
				REV F

单击下面可查看定价，库存，交付和生命周期等信息

[>>TE Connectivity\(泰科\)](#)