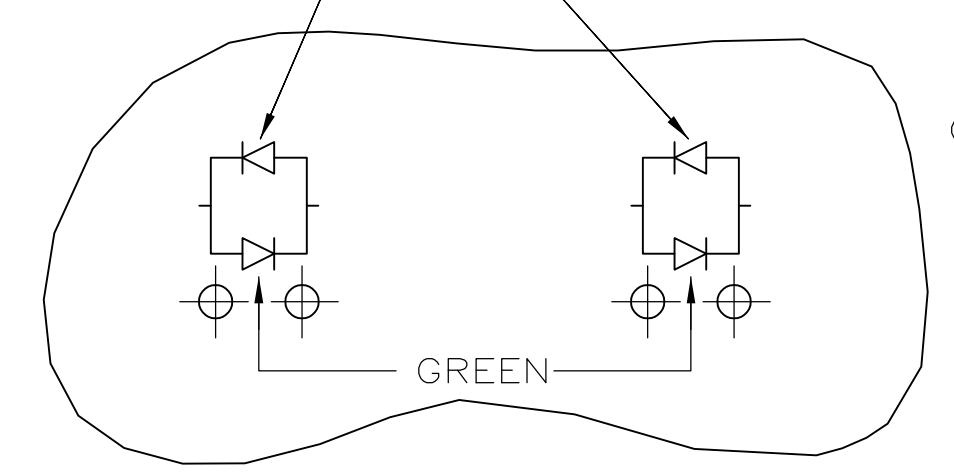
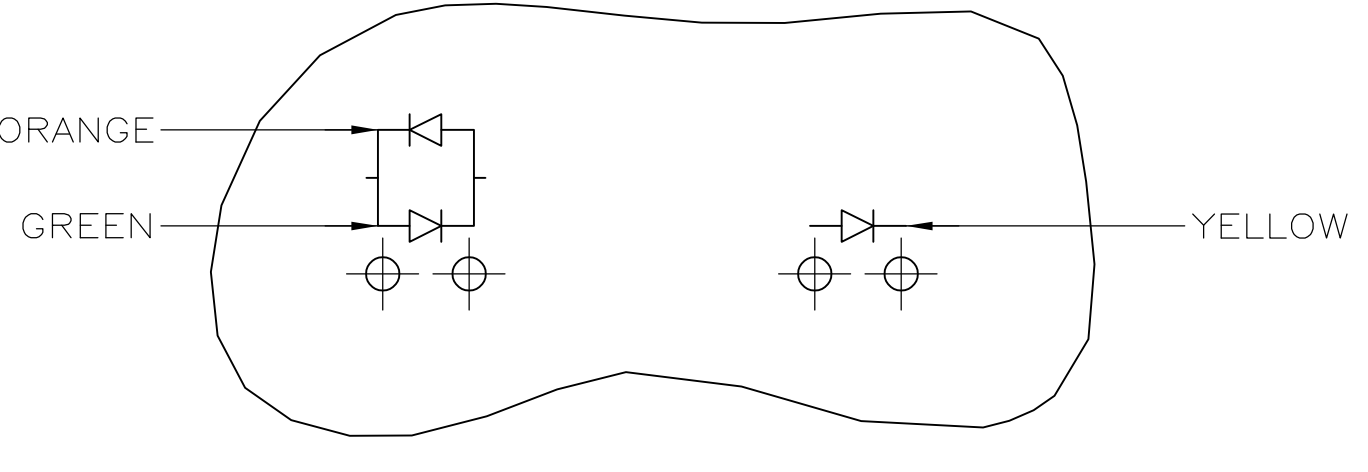


RED FOR 1-5406552-3  
 YELLOW FOR 5406552-8  
 AND 2-5406552-0  
 ORANGE FOR 5406552-7

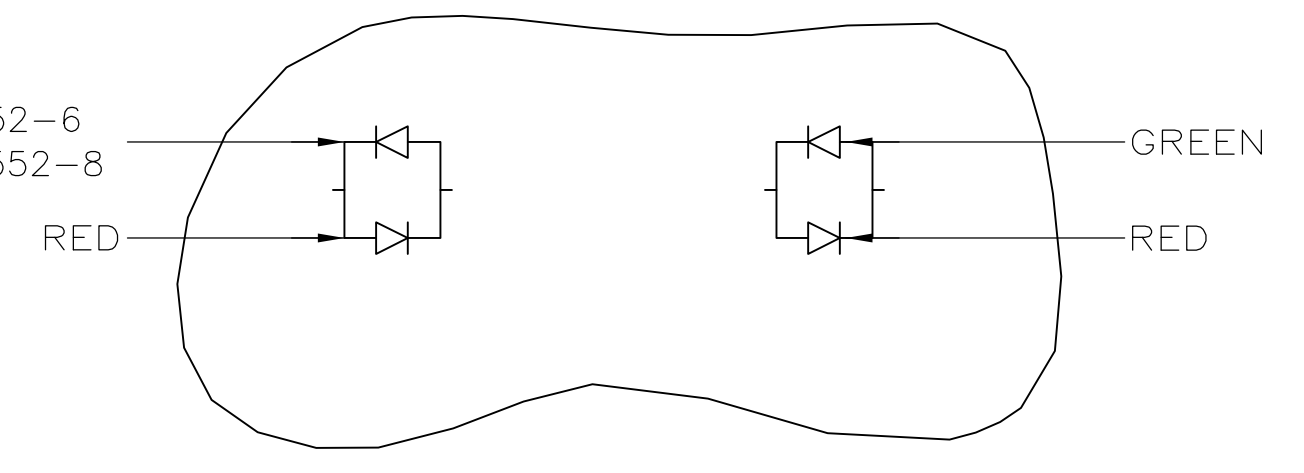


BI-COLOR LED CURRENT DIAGRAM



LED CURRENT DIAGRAM  
 5406552-9 ONLY

GREEN FOR 1-5406552-6  
 YELLOW FOR 1-5406552-8



BICOLOR LED CURRENT DIAGRAM

- MATERIAL:  
 HOUSING - HIGH TEMPERATURE THERMOPLASTIC, BLACK, UL94V-0.  
 TERMINALS - 0.36[.014] THICK PHOS BRONZE PLATED WITH 3.81µm[.000150] MINIMUM THICK MATTE TIN IN SOLDER AREA. 1.27µm[.000050] MINIMUM GOLD IN LOCALIZED PLATE AREA. ENTIRE TERMINAL PLATED WITH 1.27µm[.000050] MINIMUM THICK NICKEL.  
 SHIELD - 0.196[.0077] THICK COPPER ZINC ALLOY PREPLATED WITH 1.27µm[.000050] MINIMUM SATIN NICKEL WITH 2.03µm[.000080] MINIMUM TIN POST DIPPED ON PCB GROUND TABS.  
 LIGHT EMITTING DIODE (LED) - DIFFUSED EPOXY LENS, 0.51 x 0.51[.020 x .020] CARBON STEEL WIREFRAME LEADS PREPLATED WITH 8.89 µm THICK Sn/Cu OVER 2.03 µm THICK Ag OVER 1.02 µm THICK Cu OVER 3.56 µm THICK Ni OVER 1.02 µm THICK Cu UNDERPLATE
- JACK CAVITY CONFORMS TO FCC RULES AND REGULATIONS PART 68, SUBPART F.
- SUGGESTED PANEL OPENING DIMENSIONS.
- SUGGESTED CLEARANCE BETWEEN TOP OF CONNECTOR AND TOP PANEL OPENING.
- SEE TABLE FOR COLOR OF LEDS AND NUMBER REQUIRED.
- THIS MODULAR JACK WITH INTEGRATED LED IS NOT IR REFLOW SOLDERING PROCESS COMPATIBLE.
- CONTACT AREA LUBRICATED WITH BELLCORE APPROVED LUBRICANT. TECHNICAL REFERENCE GR-1217-CORE, ISSUE 1. NOVEMBER 1995. ONLY FOR 1-5406552-7
- THE PART IS PRELIMINARY
- OBsolete PARTS: OBSOLETE CIS STREAMLINING PER D.RENAUD/D.SINISI

△	.162	YELLOW	GREEN	2-5406552-1
△	.132	GREEN/YELLOW	GREEN/YELLOW	2-5406552-0
△	.146	RED/GREEN	RED/GREEN	1-5406552-9
△	.100	RED/YELLOW	RED/GREEN	1-5406552-8
△	.100	GREEN	-	1-5406552-7
△	.126	RED/GREEN	RED/GREEN	1-5406552-6
△	.100	SEE VIEW A (SHEET 2)	SEE VIEW A (SHEET 2)	1-5406552-5
△	.100	RED	GREEN	1-5406552-4
△	.100	GREEN/RED	GREEN/RED	1-5406552-3
△	.120	YELLOW	GREEN	1-5406552-1
△	.100	GREEN/ORANGE	YELLOW	5406552-9
△	.100	GREEN/YELLOW	GREEN/YELLOW	5406552-8
△	.100	GREEN/ORANGE	GREEN/ORANGE	5406552-7
△	OBsolete	.100	YELLOW	5406552-6
△	.100	GREEN	GREEN	5406552-5
△	OBsolete	.100	GREEN	5406552-4
△	OBsolete	.100	YELLOW	5406552-3
△	.100	-	GREEN	5406552-2
△	.100	YELLOW	GREEN	5406552-1
	DIM A	POSITION 2	POSITION 1	PART NUMBER
	SOLDERTAIL LENGTH	INDICATOR COLOR FOR EACH HOUSING		

THIS DRAWING IS A CONTROLLED DOCUMENT.

DIMENSIONS: mm

TOLERANCES UNLESS OTHERWISE SPECIFIED:

0 PLC	± -
1 PLC	± -
2 PLC	± 0.25[.01]
3 PLC	± 0.13[.005]
4 PLC	± -
ANGLES	± -

MATERIAL: SEE NOTE 1

FINISH: SEE NOTE 1

APPROVED: T. SPRINKLE / L.A. MAYER (10MAY2005)

CHK: J. WESTMAN (10MAY2005)

APVD: S. FLICKINGER (10MAY2005)

NAME: INVERTED MODULAR JACK ASSEMBLY, 1X4, SHIELDED, PANEL GROUND, WITH LED

PRODUCT SPEC: 108-1163-4

APPLICATION SPEC: 114-2154

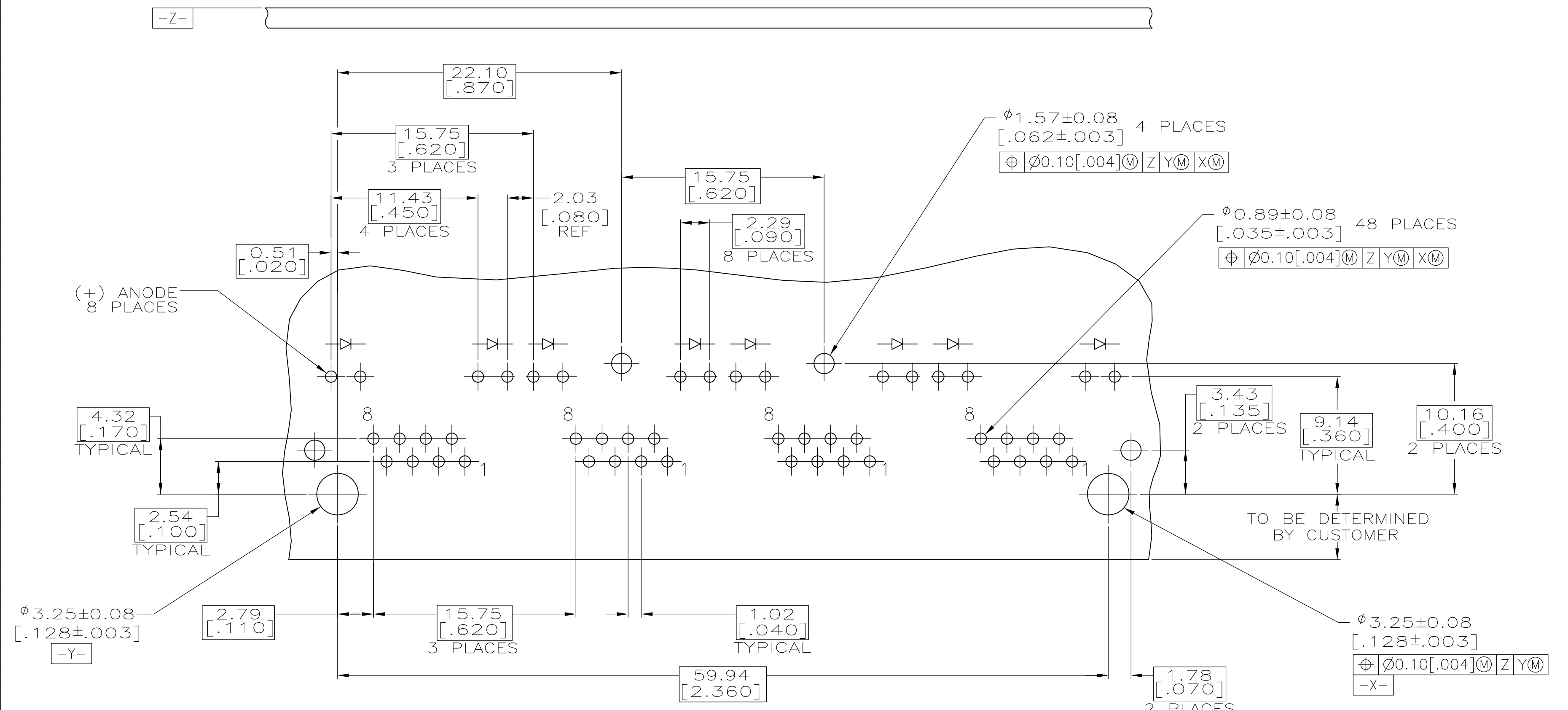
SIZE: A1

SCALE: 4:1

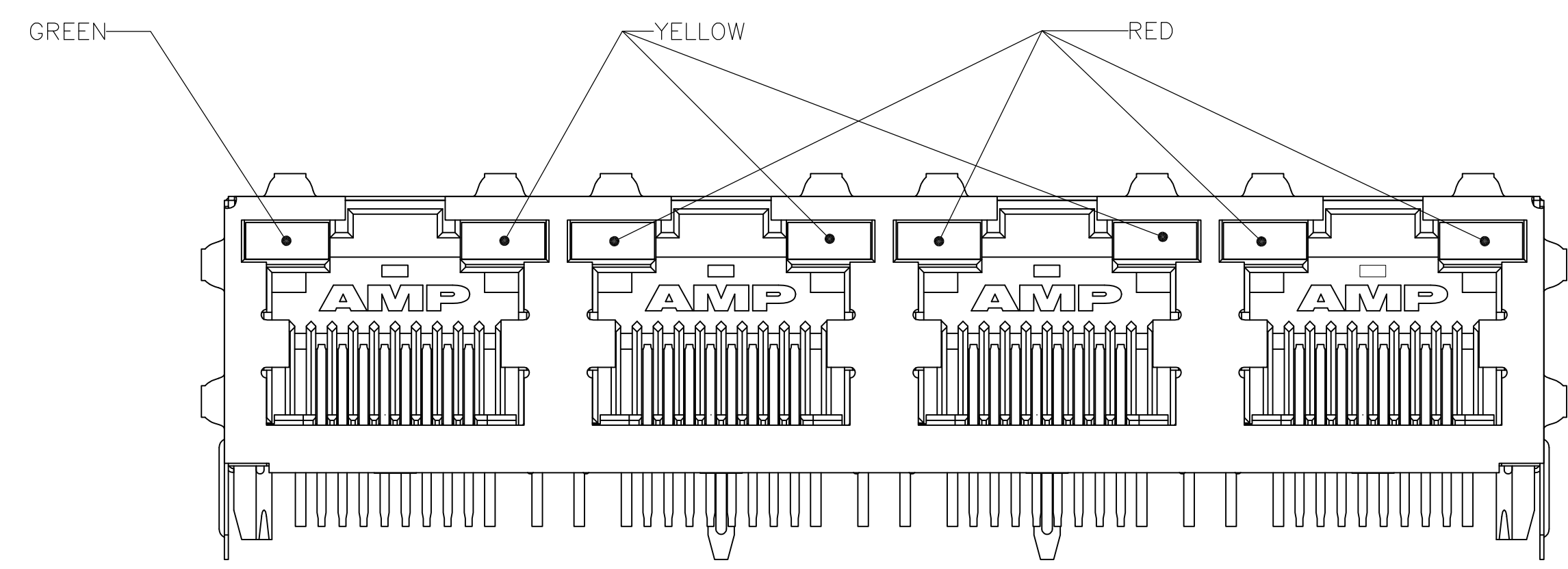
SHEET: 1 OF 2

REV: F1

CUSTOMER DRAWING



SUGGESTED PRINTED CIRCUIT BOARD LAYOUT  
(COMPONENT SIDE)



VIEW A  
(1-5406552-5 ONLY)

THIS DRAWING IS A CONTROLLED DOCUMENT.		DIN T. SPRINKLE/L.A. MAYER 10MAY2005		TE Connectivity	
DIMENSIONS: mm		CHK J. WESTMAN 10MAY2005			
TOLERANCES UNLESS OTHERWISE SPECIFIED:		APVD S. FLICKINGER 10MAY2005		NAME	
0. PLC ± -		PRODUCT SPEC		INVERTED MODULAR JACK ASSEMBLY, 1X4, SHIELDED, PANEL GROUND, WITH LED	
1. PLC ± -		APPLICATION SPEC		108-1163-4	
2. PLC ± 0.25[.01]		SIZE		A1	
3. PLC ± 0.13[.005]		CAGE CODE		00779	
4. PLC ± -		DRAWING NO		5406552	
ANGLES ± -		RESTRICTED TO		-	
MATERIAL SEE NOTE 1		FINISH SEE NOTE 1		WEIGHT -	
		CUSTOMER DRAWING		SCALE 4:1 SHEET 2 OF 2 REV F1	

单击下面可查看定价，库存，交付和生命周期等信息

[>>TE Connectivity\(泰科\)](#)