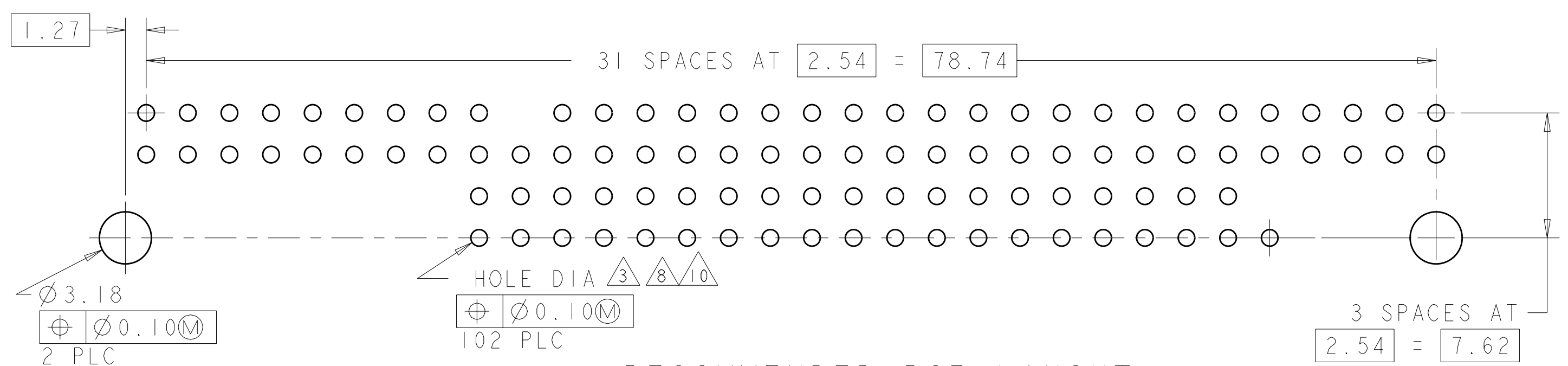
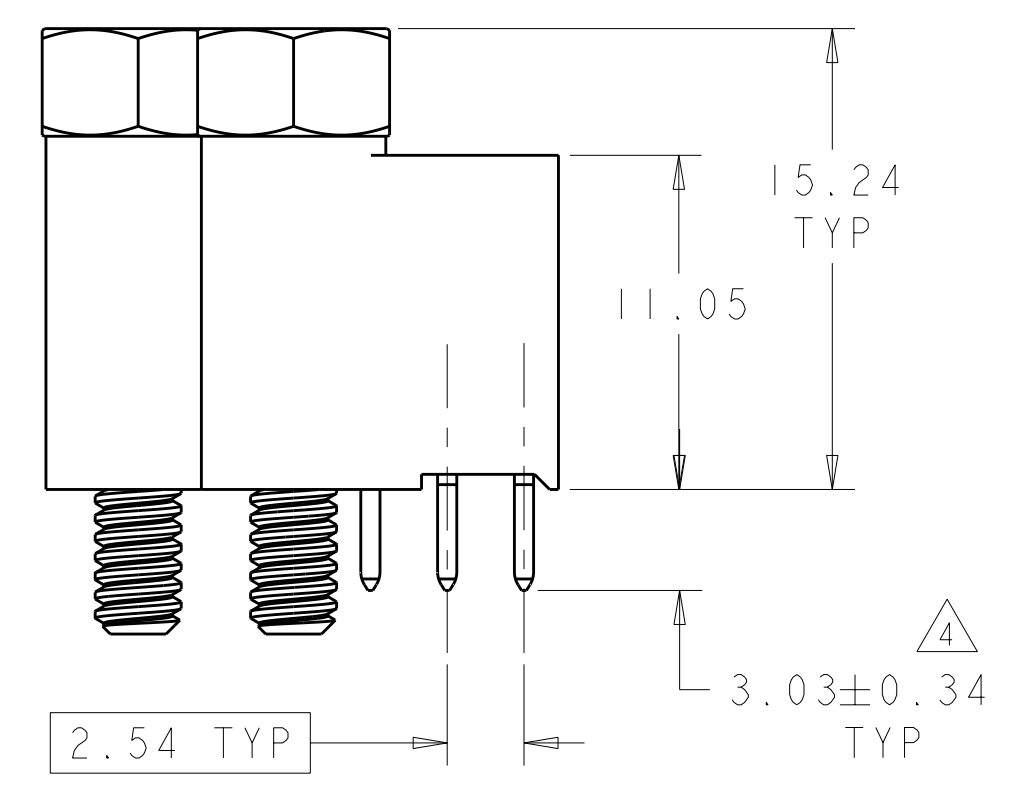
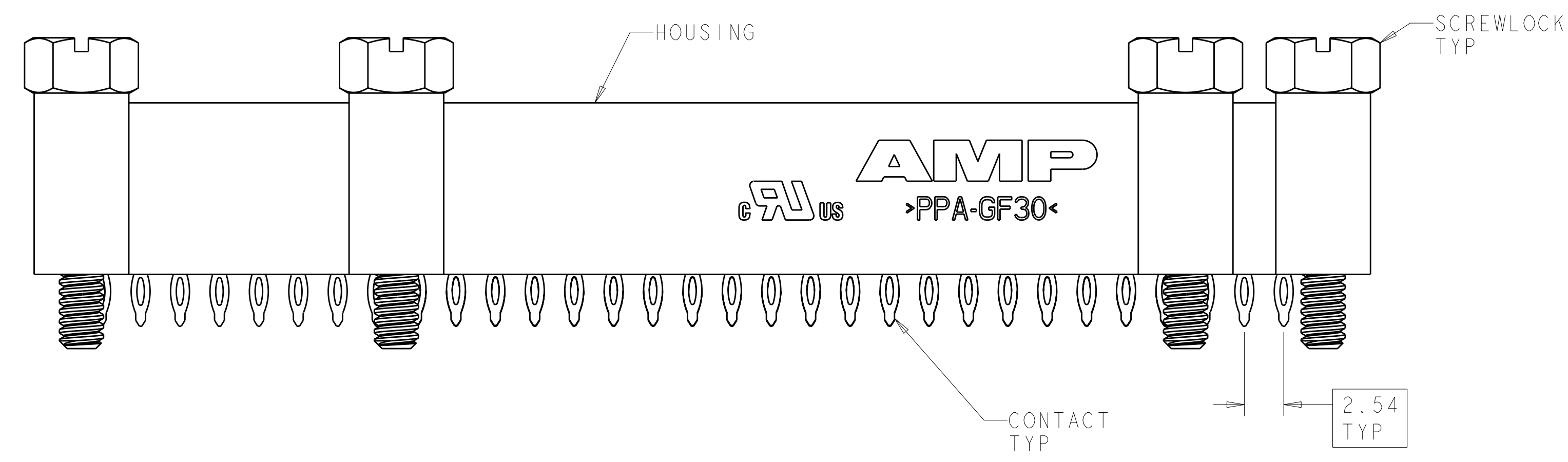
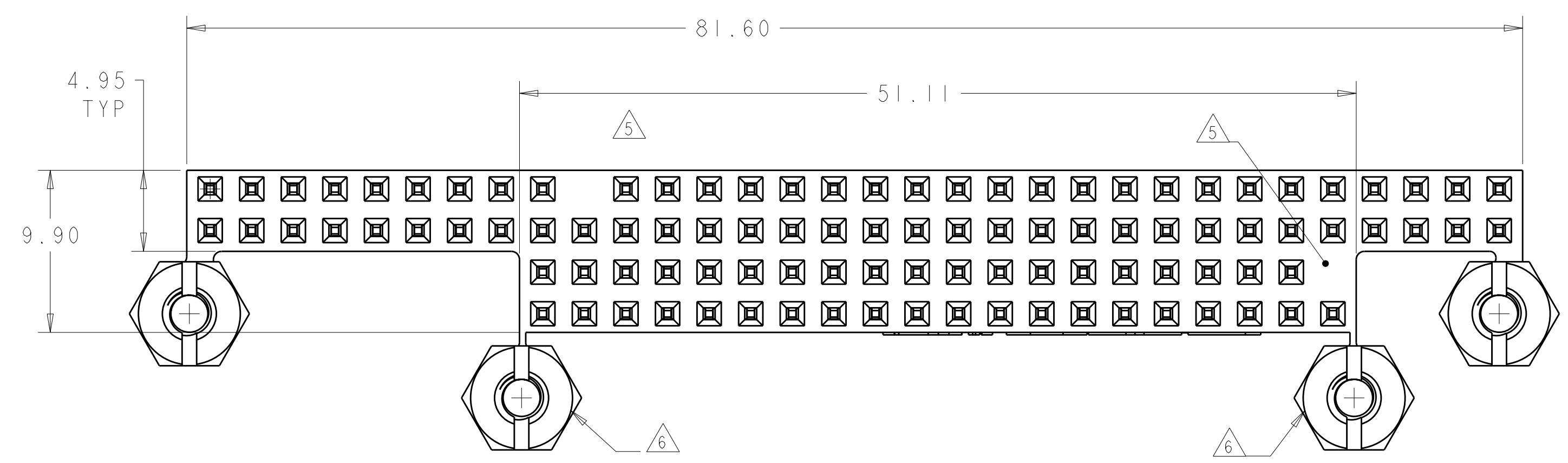
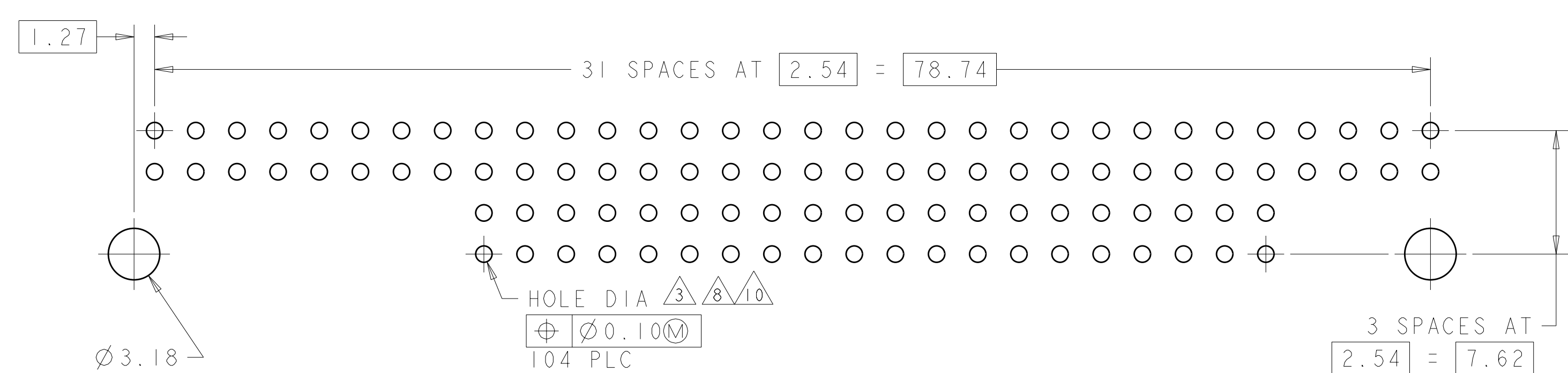


LOC	DIST	REV	DATE	BY	CHKD	APVD
AD	00	E2	23MAR2011	RK	HMR	



RECOMMENDED PCB LAYOUT FOR 1375792-1 & -3



RECOMMENDED PCB LAYOUT FOR 1375792-2 & -4

- 1 HOUSING: HIGH TEMPERATURE, GLASS FILLED NYLON, COLOR: BLACK.
CONTACTS: PHOSPHOR BRONZE.
SCREWLOCKS: STEEL.
- 2 CONTACTS: 0.00038 MIN GOLD ON MATING RECEPTACLE END, 0.00254 BRIGHT TIN-LEAD ON REMAINDER, ALL OVER 0.00127 NICKEL.
SCREWLOCKS: CLEAR CHROMATE OVER ZINC.
- 3 PCB HOLE RECOMMENDATIONS:
A. DRILL HOLE DIAMETER TO BE 1.15±0.02.
B. PLATING TO BE 0.005 MIN TIN-LEAD OVER 0.025-0.075 COPPER.
C. RECOMMENDED FINISH HOLE SIZE IS 1.03±0.08
- 4 DIMENSION AFTER SEATING TO PCB.
- 5 NO CONTACT IN THIS POSITION, FOR PART NUMBER 1375792-1 & -3, ONLY
- 6 BREAK-AWAY SCREWLOCK/STANDOFF.
- 7 CONTACTS: 0.00038 MIN GOLD ON MATING RECEPTACLE END, 0.00254-0.00508 MATTE TIN ON REMAINDER, ALL OVER 0.00127 NICKEL.
SCREWLOCKS: CLEAR CHROMATE OVER ZINC.
- 8 PCB HOLE RECOMMENDATIONS FOR SILVER IMMERSION PLATING:
A. DRILL HOLE DIAMETER TO BE 1.20±0.02.
B. PLATING TO BE 0.0001524-0.0004064 SILVER OVER 0.0508±0.0254 COPPER.
C. RECOMMENDED FINISH HOLE SIZE IS 1.10-1.19.
- 9 TO BE USED ON SILVER IMMERSION PLATED PCB'S (NOTE 8).
- 10 PCB HOLE RECOMMENDATIONS FOR ENIG PLATING:
A. DRILL HOLE DIAMETER TO BE 1.20±0.02.
B. PLATING TO BE 0.000051-0.000127 GOLD OVER 0.00305-0.00610 NICKEL ALL OVER 0.0508±0.0254 COPPER.
C. RECOMMENDED FINISH HOLE SIZE IS 1.10-1.19.
- 11 TO BE USED ON STANDARD PCB (NOTE 3) OR ENIG PLATED PCB (NOTE 10).
- 12 OBSOLETE PARTS: OBSOLETE CIS STREAMLINING PER D.RENAUD/D.SINISI

FINISH	KEYED CIRCUITS	PART NO
NO	NO	1375792-4
YES	YES	1375792-3
NO	NO	1375792-2
YES	YES	1375792-1

THIS DRAWING IS A CONTROLLED DOCUMENT.

DIMENSIONS:	TOLERANCES UNLESS OTHERWISE SPECIFIED:	DATE: 02JUN2000	DRAWN BY: W.G. LENKER
mm	0 PLC ± 1 PLC ± 2 PLC ±0.13 3 PLC ± 4 PLC ± ANGLES ±	DATE: 15JAN2001	CHKD BY: L. BREKOSKY
MATERIAL:	FINISH:	DATE: 13JUN2001	APVD BY: J. OLSON
		PRODUCT SPEC: 108-1956	NAME: ASSEMBLY, PC/104, NON-STACKTHROUGH CONTACTS, 4 STANDOFFS, PRESS FIT
		APPLICATION SPEC: 114-13021	SIZE: CAGE CODE DRAWING NO: A1100779
		WEIGHT: -	RESTRICTED TO: -
		CUSTOMER DRAWING	SCALE: 4:1 SHEET 1 OF 1 REV: E2

单击下面可查看定价，库存，交付和生命周期等信息

[>>TE Connectivity\(泰科\)](#)