THIS DRAWING IS UNPUBLISHED
VERSAULIK UNVERÖFFENTLICHT ZEICHNUNG
© COPYRIGHT 2006 BY -
RELEASED FOR PUBLICATION APR 2006
FREI FUER VEROEFFENTLICHUNG
ALL RIGHTS RESERVED.
ALLE RECHTE VORBEHALTEN.

MATED WITH:
PASSEND ZU
SEE NOTES

PROJEKT NR.
EGATN0527

REVISIONS
ANDERUNGEN

P	LTR	DESCRIPTION BESCHREIBUNG	DATE	DWN	APVD
	J1	ECR-15-007756	15MAY2015	SK	Krauss
	J2	ADD VIEW WITH NEW TE- LOGO	07SEP2016	HO.	KRAU
	J3	NEW VARIANTS CODE E AND F ADDED	06DEC2017	MAH.	GILC
	J4	NEW VARIANT WITH AN OTHER MATERIAL RECESS	11DEC2018	FRAN	KRAU

CODING A
Kodierung

PN 1-1418390-1/-2/-3

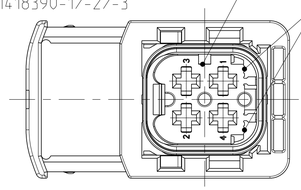

CODING B
Kodierung

PN 2-1418390-1/-2/-3

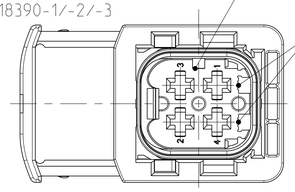

CODING C
Kodierung

PN 3-1418390-1/-2/-3

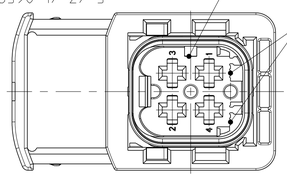

CODING D
Kodierung

PN 4-1418390-1/-2/-3

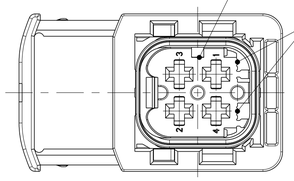

CODING E
Kodierung

PN 5-1418390-1

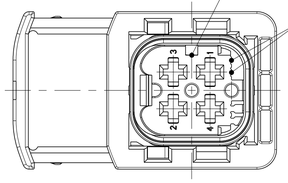

CODING F
Kodierung

PN 6-1418390-1

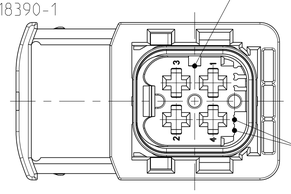

DELIVERY CONDITION:
Lieferzustand:

SECONDARY LOCKING AND SLIDE
IN PRE-LOCKED POSITION
2. Kontaktsicherung und Schieber
in Vorraststellung

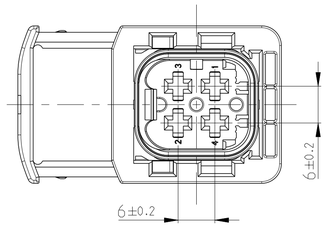

SLIDE IN LOCKED POSITION
Schieber in Verriegelungsposition

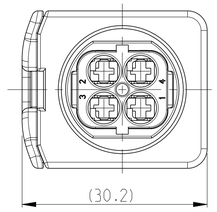

1 TE LOGO RELATED TO MOLDING TOOL
TE LOGO abhaengig vom Spritzgusswerkzeug

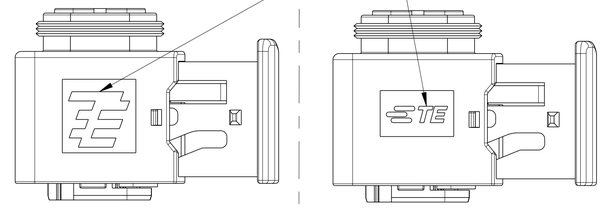

SECTION A-A
Schnitt

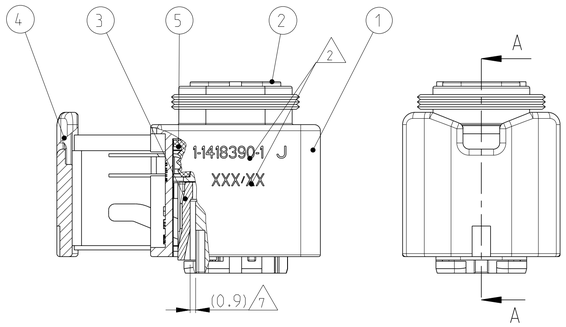

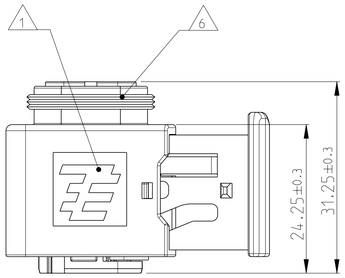

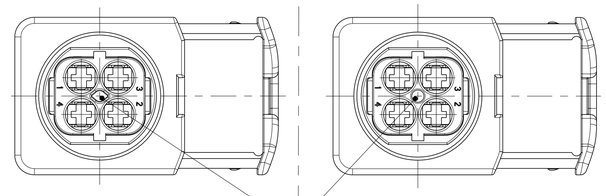

J4 MATERIAL RECESS ON BOTH SIDES
RELATED TO MOULDING TOOL
Materialaussparung an beiden Seiten
abhaengig vom Spritzgusswerkzeug

3POS. VERSION
3pol. Version

PN X-1418390-2

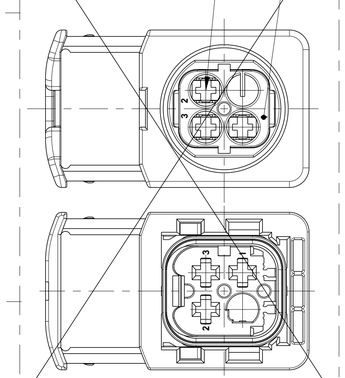

2POS. VERSION
2pol. Version

PN X-1418390-3

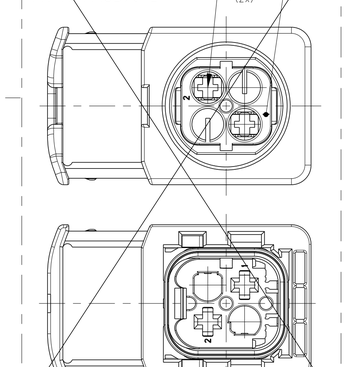

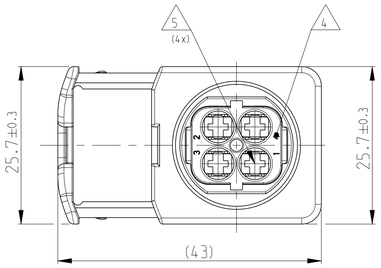

TE ORDER-NO. TE Bestell-Nr.	REV.	NO. OF POS. Polzahl	CODE Kodierung	COLOR OF CVITY BLOCK Farbe des Kammerblocks	QUANTITY Stueck																								ITEM NO ASSY	MATERIAL	COLOUR Farbe	DESCRIPTION Beschreibung
																													1	PBT-GF30 / V-0	BLACK schwarz	RECEPTACLE HOUSING Buchsengehaeuse
																													2	PBT-GF30 / V-0	BLACK schwarz	4POS. CAVITY BLOCK, CODE "A" 4pol. Kammerblock, Kodierung "A"
																													2	PBT-GF30 / V-0	GREY grau	4POS. CAVITY BLOCK, CODE "B" 4pol. Kammerblock, Kodierung "B"
																													2	PBT-GF30 / V-0	GREEN gruen	4POS. CAVITY BLOCK, CODE "C" 4pol. Kammerblock, Kodierung "C"
																													2	PBT-GF30 / V-0	BLUE blau	4POS. CAVITY BLOCK, CODE "D" 4pol. Kammerblock, Kodierung "D"
																													2	PBT-GF30 / V-0	VIOLET violett	4POS. CAVITY BLOCK, CODE "E" 4pol. Kammerblock, Kodierung "E"
																													2	PBT-GF30 / V-0	RED rot	4POS. CAVITY BLOCK, CODE "F" 4pol. Kammerblock, Kodierung "F"
																													2	PBT-GF30 / V-0	BLACK schwarz	3POS. CAVITY BLOCK, CODE "A" 3pol. Kammerblock, Kodierung "A"
																													2	PBT-GF30 / V-0	GREY grau	3POS. CAVITY BLOCK, CODE "B" 3pol. Kammerblock, Kodierung "B"
																													2	PBT-GF30 / V-0	GREEN gruen	3POS. CAVITY BLOCK, CODE "C" 3pol. Kammerblock, Kodierung "C"
																													2	PBT-GF30 / V-0	BLUE blau	3POS. CAVITY BLOCK, CODE "D" 3pol. Kammerblock, Kodierung "D"
																													2	PBT-GF30 / V-0	BLACK schwarz	2POS. CAVITY BLOCK, CODE "A" 2pol. Kammerblock, Kodierung "A"
																													2	PBT-GF30 / V-0	GREY grau	2POS. CAVITY BLOCK, CODE "B" 2pol. Kammerblock, Kodierung "B"
																													2	PBT-GF30 / V-0	GREEN gruen	2POS. CAVITY BLOCK, CODE "C" 2pol. Kammerblock, Kodierung "C"
																													2	PBT-GF30 / V-0	BLUE blau	2POS. CAVITY BLOCK, CODE "D" 2pol. Kammerblock, Kodierung "D"
																													3	PBT-GF30 / V-0	YELLOW gelb	SECONDARY LOCKING DEVICE zweite Kontaktsicherung
																													4	PBT-GF30 / V-0	YELLOW gelb	U-SLIDE U-Schieber
																													5	MVQ	WHITE weiss	SEAL Dichtung
4-1418390-3	G	2	D	BLUE blau	1	-	-	-	-	-	-	-	-	-	-	-	-	-	-	-	-	1	1	1	1	14						
3-1418390-3	G	2	C	GREEN gruen	1	-	-	-	-	-	-	-	-	-	-	-	-	-	1	-	1	1	1	13								
2-1418390-3	G	2	B	GREY grau	1	-	-	-	-	-	-	-	-	-	-	-	1	-	-	1	1	1	12									
1-1418390-3	G	2	A	BLACK schwarz	1	-	-	-	-	-	-	-	-	-	1	-	-	-	-	1	1	1	11									
4-1418390-2	G	3	D	BLUE blau	1	-	-	-	-	-	-	-	-	1	-	-	-	-	-	1	1	1	10									
3-1418390-2	G	3	C	GREEN gruen	1	-	-	-	-	-	-	-	1	-	-	-	-	-	-	1	1	1	9									
2-1418390-2	G	3	B	GREY grau	1	-	-	-	-	-	-	1	-	-	-	-	-	-	-	1	1	1	8									
1-1418390-2	G	3	A	BLACK schwarz	1	-	-	-	-	-	1	-	-	-	-	-	-	-	-	1	1	1	7									
6-1418390-1	J	4	F	RED rot	1	-	-	-	-	-	1	-	-	-	-	-	-	-	-	1	1	1	6									
5-1418390-1	J	4	E	VIOLET violett	1	-	-	-	-	1	-	-	-	-	-	-	-	-	-	1	1	1	5									
4-1418390-1	J	4	D	BLUE blau	1	-	-	-	1	-	-	-	-	-	-	-	-	-	-	1	1	1	4									
3-1418390-1	J	4	C	GREEN gruen	1	-	-	1	-	-	-	-	-	-	-	-	-	-	-	1	1	1	3									
2-1418390-1	J	4	B	GREY grau	1	-	1	-	-	-	-	-	-	-	-	-	-	-	-	1	1	1	2									
1-1418390-1	J	4	A	BLACK schwarz	1	1	-	-	-	-	-	-	-	-	-	-	-	-	-	1	1	1	1									

NOTES
Bemerkungen

1 TE LOGO
TE Logo

2 ASSY PN. PRODUCTION DATE (CALENDAR DAY/YEAR):
MARKING OPTIONAL AS LASER ENGRAVING OR
LASER WITH COLOR CHANGE
Assy PN. Produktionsdatum (Kalendertag/Jahr):
Beschriftung wahlweise als Lasergravur oder Laser mit Farbumschlag

3 BULK PACKAGING IN CORRUGATED BOX
Schuettgut im Versandkarton

4 CAVITY NUMBERING
Kammer Bezeichnung

5 CAVITIES MATED WITH AMP MCP 2.8
SEE PRODUCT GROUP DRAWING
TE NO: 1355036
MAX. WIRE SIZE: 2.5mm² (AWG 12 TXL)

Kontaktkammern passend fuer AMP MCP 2.8
siehe Produktgruppenzeichnung
TE Nr: 1355036
max. Drahtgroessenbereich: 2.5mm² (AWG 12 TXL)

6 SUITABLE COVERS SEE PRODUCT GROUP DRAWING: 1563709
Passende Kappen siehe Produktgruppenzeichnung: 1563709

7 SLIDING DISTANCE OF SECONDARY LOCKING
Verschiebeweg der 2. Kontaktsicherung

8 FITS TO TE INTERFACE DRAWING 114-18739-1
Passend zur Ausfuehrungsvorschrift 114-18739-1

9 SUITABLE COUNTERPART SEE DRAWING: 1703808, 1703818
passendes Gegenstueck siehe Zeichnung: 1703808, 1703818

10 MALFUNCTION CAUSED BY LACQUER IS NOT
COVERED BY TE WARRANTY.
Funktionsbeeintraechtigung durch Lackieren liegt nicht im
Einfluss und Gewaehrleistungsumfang von TE.

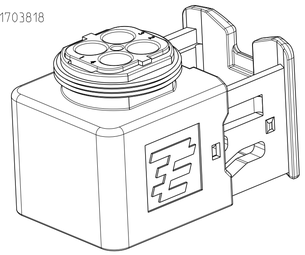

1-1418390-1 AS SHOWN
1-1418390-1 wie gezeigt

THIS DRAWING IS A CONTROLLED DOCUMENT.
DIESES ZEICHNUNGSDOKUMENT WIRD DURCH AMP INCORPORATED KONTROLLIERT.
ANDERUNGEN, DIE DEM TECHNISCHEN FORTSCHRITT DIENEN, SIND VORBEHALTEN.
OHNE ZWEITES LETZTSTATTIGES ANDERUNGSSTAND EINWAEHLEN SIE AUF ANFRAGE.

DIMENSIONS: MASSEINHEITEN: mm

TOLERANCES UNLESS OTHERWISE SPECIFIED:
ACC. TO ISO 8015
ACC. TO DIN 16901-140
0 PLC ±
1 PLC ±
2 PLC ±
3 PLC ±
4 PLC ±
ANGLES/W.INKEL ±2°

MATERIAL: SEE TABLE siehe Tabelle
FINISH/OBERFLAECHE/FARBE: SEE TABLE siehe Tabelle

DWN 12APR2006 D.Bischoff
CHK 25APR2006 J. Granzow
APVD 28AUG2006 Ch. Eberwein
PRODUCT SPEC PRODUKTSPEZ. 108-94020
APPLICATION SPEC VERARBEITUNGSSPEZ. 114-18756
WEIGHT GEWICHT 16.7 g

TE Connectivity

NAME
4POS. AMP MCP 2.8, REC HSG ASSY
4pos. AMP MCP 2.8, Buchsengehaeuse
HDSCS - GROUP B

SIZE A1 | CAGE CODE 00779 | DRAWING NO ZEICHNUNGS-NR. C-1418390 | RESTRICTED TO NUR FUER -

CUSTOMER DRAWING /KUNDENZEICHNUNG | SCALE MASSSTAB 2:1 | SHEET BLATT 1 OF VON 1 | REV J4

4805 (3/13)

Downloaded From Oneyac.com

单击下面可查看定价，库存，交付和生命周期等信息

>>TE Connectivity(泰科)

Downloaded From Oneyac.com