THIS DRAWING IS UNPUBLISHED. RELEASED FOR PUBLICATION -,- .
© COPYRIGHT - BY TYCO ELECTRONICS CORPORATION. ALL RIGHTS RESERVED.

LOC	DIST
DF	AO

REVISIONS

P	LTR	DESCRIPTION	DATE	DWN	APVD
	A	REV PER OG3D-0159-01	1-02	CT	DM

DESCRIPTION	MATERIAL	FINISH
MODULE ASSEMBLY	D.A.P. PER MIL-M14 TYPE SDG-F	COLOR: RED
GROMMET	FLUORSILICONE RUBBER MIL-R-25988 40/50	COLOR: NATURAL
CONTACT SOCKET	BERYLLIUM COPPER ASTM-B194	GOLD PLATE PER MIL-G-45204
RETAINING CLIP	BERYLLIUM COPPER ASTM-B194 OR STAINLESS STEEL PER QQ-S-766	NONE
CONTACTS	COPPER ALLOY PER MIL-C-39029/1	GOLD PLATE PER MIL-G-45204
SEALING PLUGS	F.E.P. PER MIL-P-19468	COLOR: RED

1. MARK MODULE ASSEMBLY WITH "AMP", AMP PART NO. AND DATE CODE .060 MINIMUM HIGH CHARACTERS AT APPROXIMATE AREA SHOWN.
2. MARK MODULE ASSEMBLY WITH CUSTOMER PART NO., MILITARY PART NO. IF REQUIRED .060 MINIMUM HIGH CHARACTERS AT APPROXIMATE AREA SHOWN.
3. BUSSING ARRANGEMENT OUTLINE DENOTES INTERNAL ARRANGEMENT OF SOCKET CONTACTS.
4. CONTACTS AND SEALING PLUGS ARE PACKAGED SEPARATELY WHEN REQUIRED.

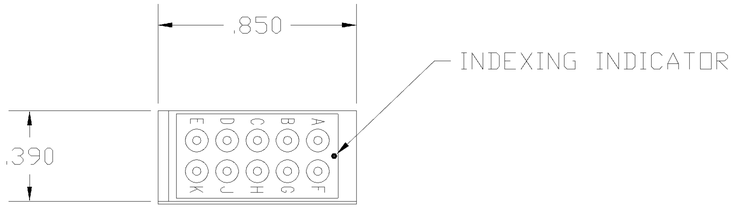

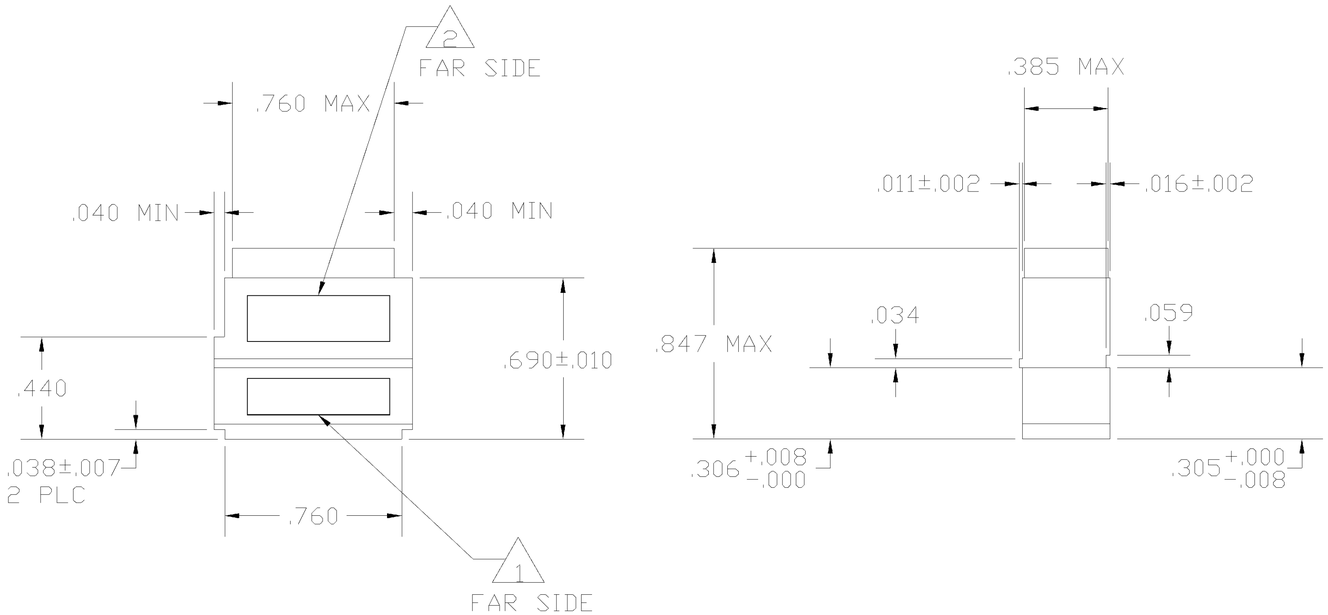

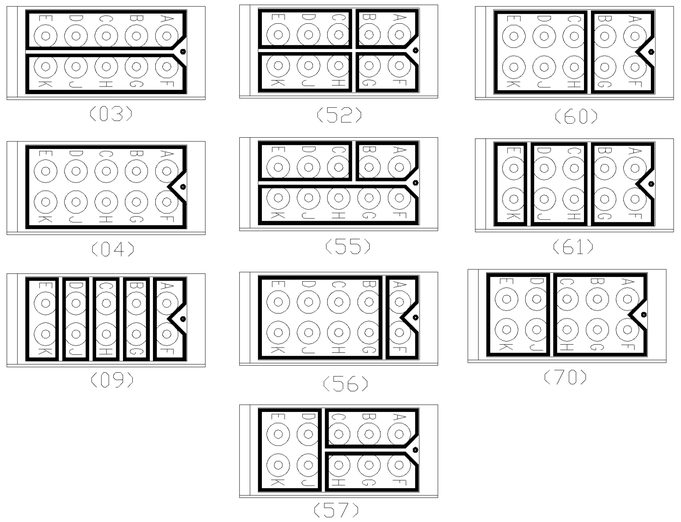

BUSSING ARRANGEMENTS 3

		70	61	60	57	56	55	52	09	04	03	SEALING PLUG QTY 2 4	CONTACTS QTY 11 4	PART NO.
	MRTB20E60-111			X								—	—	2-592627-6
	MRTB20E57-111				X							—	—	2-592627-5
	MRTB20E56-111					X						—	—	2-592627-4
	MRTB20E55-111						X					—	—	2-592627-3
	MRTB20E52-111							X				—	—	2-592627-2
	MRTB20E09-111								X			—	—	2-592627-1
	MRTB20E04-111									X		—	—	2-592627-0
	MRTB20E03-111										X	—	—	1-592627-9
	—	X										—	—	1-592627-8
	—	X										X	X	1-592627-7
	—			X								—	—	1-592627-6
SUPERSEDED BY 1-592624-8	M81714/2-BB3			X								X	X	1-592627-5
	—				X							—	—	1-592627-4
SUPERSEDED BY 1-592624-2	M81714/2-BC1				X							X	X	1-592627-3
	—					X						—	—	1-592627-2
SUPERSEDED BY 1-592624-0	M81714/2-BB2					X						X	X	1-592627-1
	—						X					—	—	1-592627-0
SUPERSEDED BY 2-592624-2	M81714/2-BC2						X					X	X	592627-9
	—							X				—	—	592627-8
SUPERSEDED BY 592624-7	M81714/2-BD1							X				X	X	592627-7
	—								X			—	—	592627-6
SUPERSEDED BY 592624-5	M81714/2-BE1								X			X	X	592627-5
	—									X		—	—	592627-4
SUPERSEDED BY 592624-3	M81714/2-BA1									X		X	X	592627-3
	—										X	—	—	592627-2
SUPERSEDED BY 592624-1	M81714/2-BB1										X	X	X	592627-1
	MARKING 2	BUSSING ARRANGEMENTS												

THIS DRAWING IS A CONTROLLED DOCUMENT.

DIMENSIONS: INCHES

TOLERANCES UNLESS OTHERWISE SPECIFIED:
0 PLC ± -
1 PLC ± -
2 PLC ± -
3 PLC ± -
4 PLC ± -
ANGLES ± -

MATERIAL –
FINISH –

DWN C. C. THOMAS 31JAN2002
CHK D. MILLER 1-31-02
APVD D. MILLER 1-31-02
PRODUCT SPEC –
APPLICATION SPEC –
WEIGHT –

tyco Electronics
Tyco Electronics Corporation
Harrisburg, Pa 17105-3608

NAME FEED-BACK MODULE ASSY, SIZE 20, TJ

SIZE	CAGE CODE	DRAWING NO	RESTRICTED TO
A1	00779	C-592627	–

CUSTOMER DRAWING | SCALE NTS | SHEET 1 OF 1 | REV A

AMP 4805 REV 31MAR2000

Downloaded From: Oneyac.com

单击下面可查看定价，库存，交付和生命周期等信息

>>TE Connectivity(泰科)

Downloaded From Oneyac.com