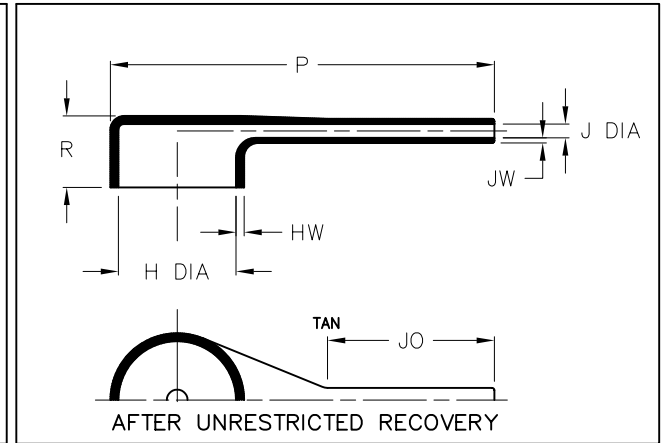
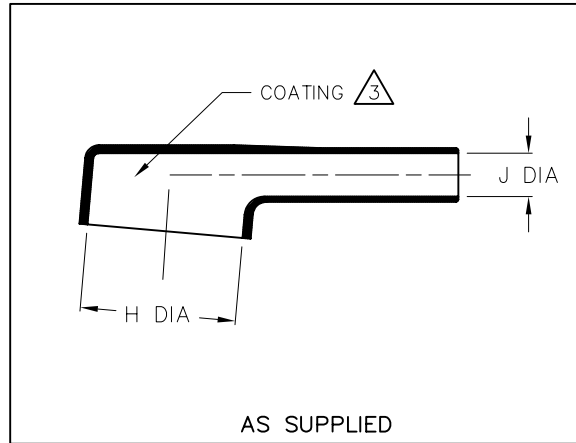
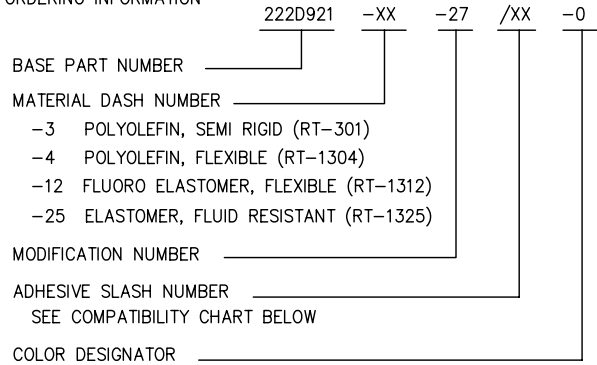


NOTES

- ALL DIMENSIONS ARE IN $\frac{\text{INCHES}}{[\text{MILLIMETERS}]}$
- DIMENSIONS APPEARING IN TABLE ARE AS FOLLOWS:
 - a - AS SUPPLIED
 - b - AFTER UNRESTRICTED RECOVERY

3. COATING (ADHESIVE): IS OPTIONAL AS SUPPLIED DIMENSIONS APPEARING IN TABLE ARE FOR UNCOATED PARTS. WHEN COATING IS ADDED, ENTRY DIAMETER WILL BE REDUCED BY .06 MAX.

4. ORDERING INFORMATION



REVISIONS		
LTR	DESCRIPTION	DATE
B	REVISED PER ECO-09-016141	07/09/2009

TABLE OF DIMENSIONS

PART DESCRIPTION	H		J			P	R	JO	HW	JW
	MIN	MAX	MIN	MIN	MAX	±10%	REF	REF	±20%	±20%
	a	b	a	a	b	b	b	b	b	b
222D921-XX-27	.76 [19,3]	.51 [13,0]	.25 [6,3]	.18 [4,6]	.08 [2,0]	1.3 [33,0]	.5 [12,7]	.4 [10,2]	.06 [1,52]	.045 [1,14]

If this document is printed it becomes uncontrolled. Check for the latest revision

CUSTOMER DRAWING

COMPATIBILITY CHART

MATERIAL DASH NO.	ADHESIVE (COATING) SLASH NO.	ADHESIVE (COATING) S NO.
-3	/42; /86	S-1017; S-1048
-4	/42; /86	S-1017; S-1048
-12	N/A	N/A
-25	/42; /86	S-1017; S-1048

UNLESS OTHERWISE SPECIFIED DIMENSIONS ARE INCHES. METRIC DIMENSIONS ARE IN BRACKETS.

DECIMAL TOLERANCES

.XXX ± 0.005 [0.13 mm]

.XX ± 0.01 [0.25 mm]

.X ± 0.1 [0.50 mm]

ANGLE TOLERANCE

.X ± 1 DEG.

TYCO ELECTRONICS RESERVES THE RIGHT TO AMEND THIS DRAWING AT ANY TIME. USERS SHOULD EVALUATE THE SUITABILITY OF THE PRODUCT FOR THEIR APPLICATION.

© 2009 Tyco Electronics Corporation. All rights reserved.

DRAWN
YUNGUYEN

APPROVED
JKUSTER

THIRD ANGLE PROJECTION

Raychem Molded Parts
305 Constitution Dr
Menlo Park, CA 94025

TITLE
BOOT, 90 DEGREE

SIZE B CODE IDENT. NO. 06090 DWG. NO. 222D921-XX-27

DO NOT SCALE THIS DRAWING SHEET 1 OF 1

单击下面可查看定价，库存，交付和生命周期等信息

[>>TE Connectivity\(泰科\)](#)