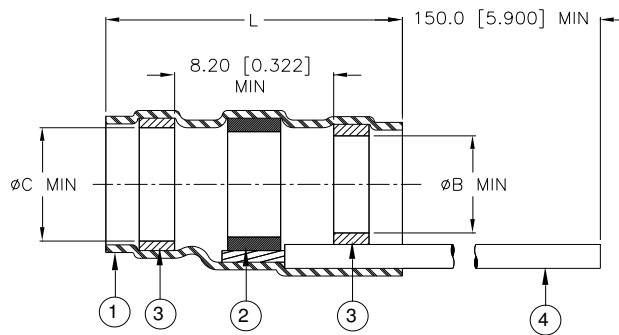


CUSTOMER DRAWING



Product Name	Ident. Code	Color Code (CL)	Product Dimensions			Cable Dimensions			
			L±1.75 [L±0.075]	øB min	øC min	øD max	øE max	øF min	øG min
S200-1-W2-GA-CL	S2001R	9	16.50 [0.650]	1.90 [0.075]	2.67 [0.105]	1.90 [0.075]	2.67 [0.105]	0.90 [0.035]	0.50 [0.020]
S200-2-W2-GA-CL	S2002R	9	16.50 [0.650]	2.67 [0.105]	3.68 [0.145]	2.67 [0.105]	3.68 [0.145]	1.40 [0.055]	0.75 [0.030]
S200-3-W2-GA-CL	S2003R	9	16.50 [0.650]	4.32 [0.170]	5.08 [0.200]	4.32 [0.170]	5.08 [0.200]	2.15 [0.085]	1.25 [0.050]
S200-4-W2-GA-CL	S2004R	9	19.10 [0.750]	5.97 [0.235]	6.48 [0.255]	5.97 [0.235]	6.48 [0.255]	3.30 [0.130]	1.80 [0.070]
S200-5-W2-GA-CL	S2005R	9	19.10 [0.750]	6.98 [0.275]	7.62 [0.300]	6.98 [0.275]	7.62 [0.300]	4.30 [0.170]	2.50 [0.100]

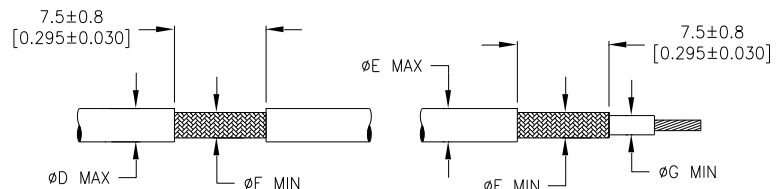
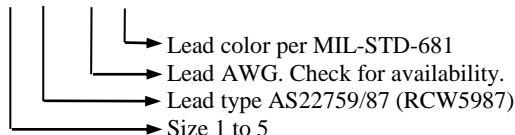
MATERIALS

- INSULATION SLEEVE: Heat-shrinkable, transparent blue, radiation cross-linked modified fluoropolymer.
- SOLDER PREFORM WITH FLUX AND THERMAL INDICATOR:
 - SOLDER: TYPE Sn96 per ANSI / J-STD-006.
 - FLUX: TYPE ROM1 per ANSI / J-STD-004.
 - THERMAL INDICATOR: Fusible ring.
- MELTABLE RINGS: Environment resistant modified thermoplastic fluoropolymer. Color: light blue.
- PRE-INSTALLED LEAD: Stranded nickel-plated copper wire in accordance with SAE-AS22759/87. Color: see table.

APPLICATION

- These parts are designed to provide an environment resistant shield termination on cables, rated for 150°C minimum, meeting the dimensional criteria listed, having silver or nickel-plated shields and insulations compatible with the insert material.
- Install using TE Connectivity-approved convection or infrared heating tools in accordance with TE Connectivity process standard RCPS-100-71. When installed with approved convection or infrared heating tools, assemblies will meet the performance requirements of SAE AS83519. Infrared tools are not recommended for use with black cable jackets.
- Parts shall be marked with identification code per table.
- Temperature range: -65°C to +200°C.
- For best results, prepare the cable as shown:

Part Number Guide:
S200-X-W2-GA-CL



"G" is the minimum diameter on which the sleeve will seal.

TE Connectivity, TE connectivity (logo), Raychem, and SolderSleeve are trademarks

			TITLE: SOLDERSLEEVE SHIELD TERMINATOR WITH LEADS, IMMERSION RESISTANT, 200 DEG C, ROHS COMPLIANT				
Unless otherwise specified dimensions are in millimeters. [Inches dimensions are shown in brackets]		Raychem Devices	DOCUMENT NO.: S200-X-W2-GA-CL				
TOLERANCES: 0.00 N/A 0.0 N/A 0 N/A	ANGLES: N/A ROUGHNESS IN MICRON	TE Connectivity reserves the right to amend this drawing at any time. Users should evaluate the suitability of the product for their application.		Revision : D		Issue Date : April 2020	
DRAWN BY: P.TALLY	CAGE CODE: 06090	DATE: April 16, 2020		ECO: ECO-20-004961	SCALE: NTS	SIZE: A	SHEET: 1 of 1

©2020 Tyco Electronics Corporation, a TE Connectivity Ltd. Company. All Rights Reserved.

If this document is printed it becomes uncontrolled. Check for the latest revision.

单击下面可查看定价，库存，交付和生命周期等信息

[>>TE Connectivity\(泰科\)](#)