

THIS DRAWING IS UNPUBLISHED.

RELEASED FOR PUBLICATION

ALL RIGHTS RESERVED.

© COPYRIGHT - TE Connectivity Ltd.

REVISIONS

P	LTR	DESCRIPTION	DATE	DWN	APVD
B		ECR-17-013893	10JAN2018	FL	HL

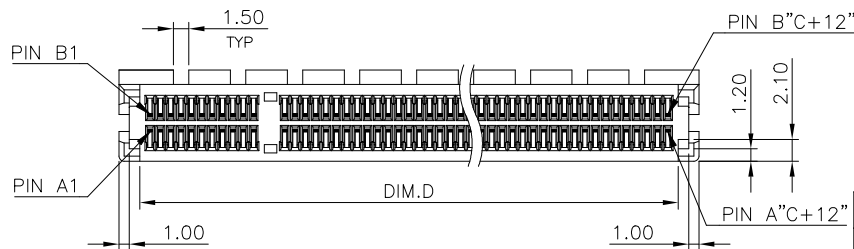
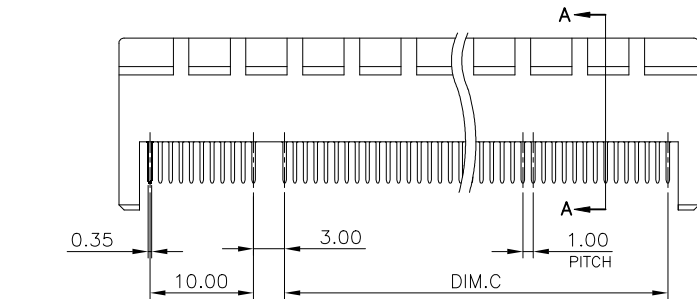
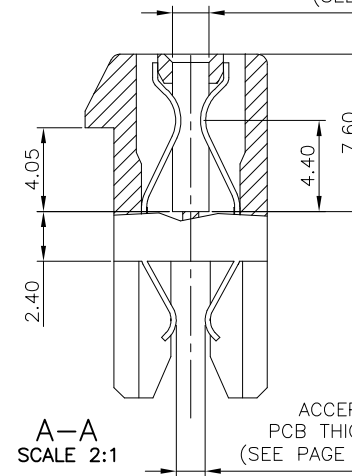
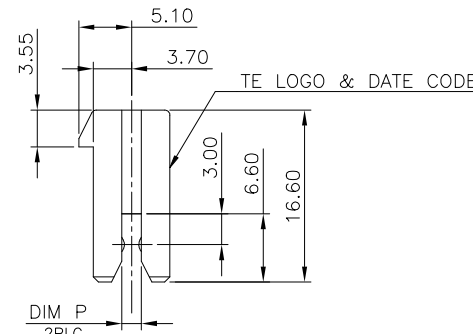
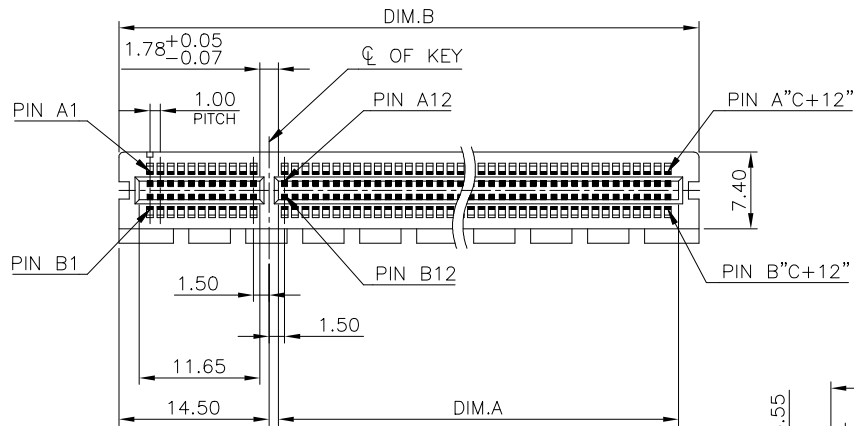
NOTE:

- MATERIAL:
HOUSING: PA9T WITH 30% GF, UL94 V-0, COLOR: SEE TABLE.
CAP: LCP WITH 30% GF, UL94 V-0, COLOR: BLACK.
CONTACTS: PHOSPHOR BRONZE.
- FINISH:
CONTACTS:
GOLD PLATING (SEE TABLE) ON CONTACT AREA.
2.54um [100u"] MIN. MATTE-TIN ON SOLDER TAIL.
1.27um [50u"] MIN. NICKEL UNDERPLATED OVERALL.
- REFLOW SOLDER CAPABLE TO 260°C PER TEST SPEC. TEC-109-201, CONDITION B.
⚠ STRADDLE MOUNT PCB THICKNESS OPTION.
⚠ FOR REFLOW PROCESS, THE CAP MUST BE ATTACHED, IT WILL PROTECT HOUSING WARPAGE.

ACCEPTED ADD-IN CARD
PCB THICKNESS = 1.57mm
(SEE PAGE 3)

ACCEPTED
PCB THICKNESS
(SEE PAGE 3, DIM T) ⚠

A-A
SCALE 2:1



11.10	85	70.0	89	71.65	2.00	1.80 [0.071"]	0.762um[30u"]	BLACK	164	2041313-4
3.20	21	6.0	25	7.65					36	2041313-1
NET WEIGHT(g)	DIM D	DIM C	DIM B	DIM A	DIM P	ACCEPTED PCB THICKNESS ⚠	MIN. GOLD THICKNESS	HOUSING COLOR	POS.	PART NUMBER

THIS DRAWING IS A CONTROLLED DOCUMENT.

DIMENSIONS: mm	TOLERANCES UNLESS OTHERWISE SPECIFIED: 0 PLC ± - 1 PLC ± 0.3 2 PLC ± 0.2 3 PLC ± 0.15 4 PLC ± - ANGLES ± 3'	DWN E. LIU 11MAR2011 CHK S. CHIEN 11MAR2011 APVD W. KODAMA 11MAR2011 PRODUCT SPEC 108-57854 APPLICATION SPEC -	NAME PCI EXPRESS CARD EDGE CONNECTOR STRADDLE MOUNT TYPE
MATERIAL SEE NOTE	FINISH SEE NOTE	WEIGHT 0	SIZE A3 CAGE CODE 00779 C=2041313
CUSTOMER DRAWING		SCALE 1:1	SHEET 1 OF 4 REV B

TE Connectivity Ltd.

4

3

2

1

THIS DRAWING IS UNPUBLISHED.

RELEASED FOR PUBLICATION

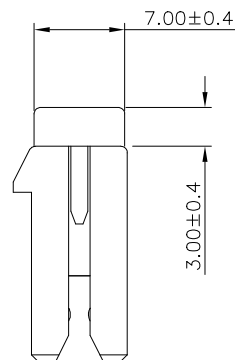
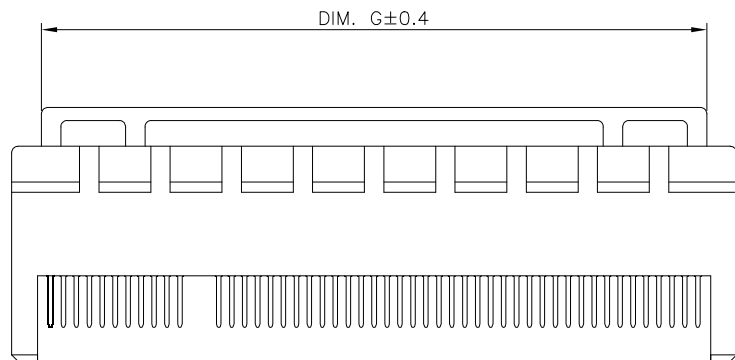
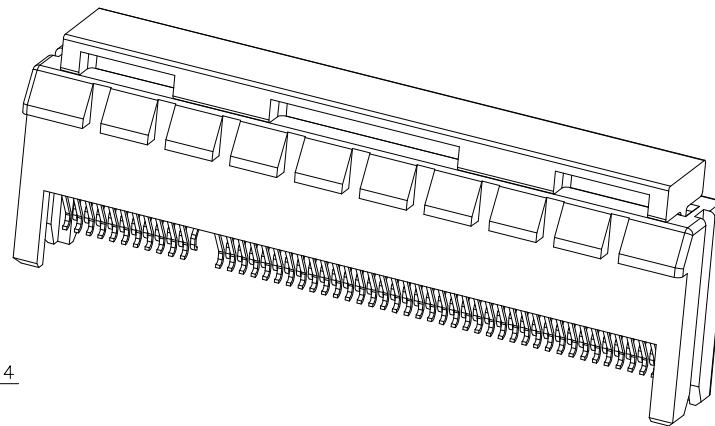
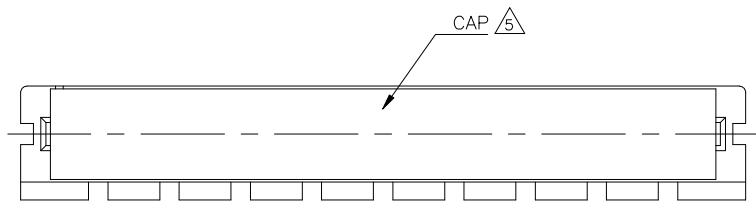
-. - .

© COPYRIGHT - TE Connectivity Ltd.

ALL RIGHTS RESERVED.

REVISIONS

P	LTR	DESCRIPTION	DATE	DWN	APVD
-	-	SEE SHEET 1	-	-	-

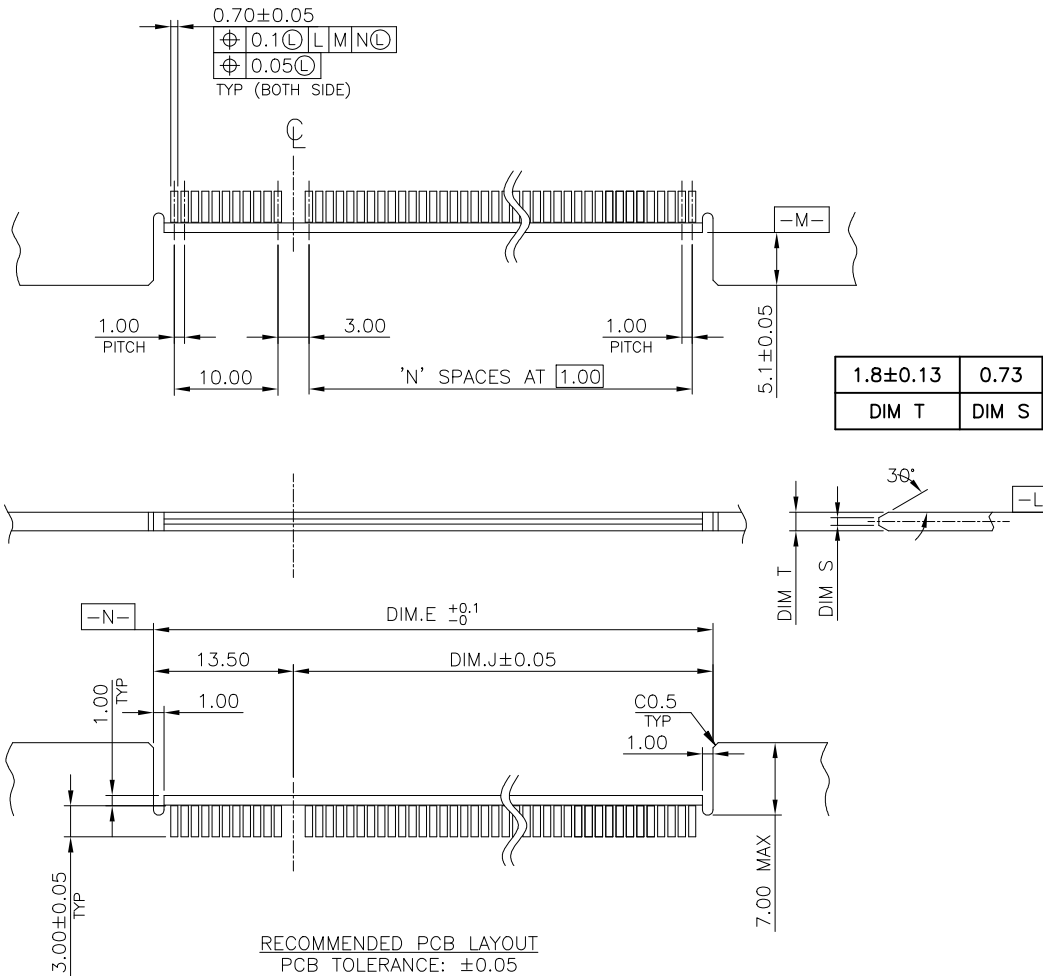


5 ASSEMBLY WITH CAP CONDITION

164	84.4
36	20.4
POS.	DIM G

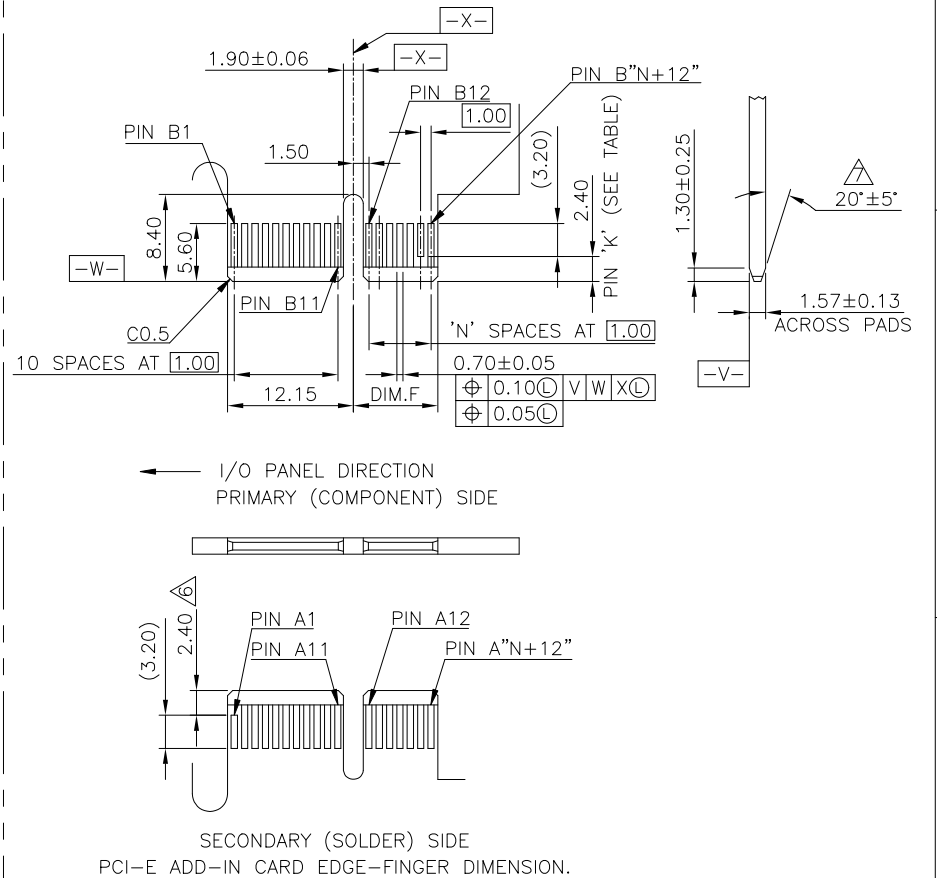
THIS DRAWING IS A CONTROLLED DOCUMENT.		DWN E. LIU 11MAR2011	TE TE Connectivity Ltd.																			
		CHK S. CHIEN 11MAR2011																				
DIMENSIONS: mm		APVD W. KODAMA 11MAR2011	NAME PCI EXPRESS CARD EDGE CONNECTOR STRADDLE MOUNT TYPE																			
TOLERANCES UNLESS OTHERWISE SPECIFIED:		PRODUCT SPEC 108-57854	APPLICATION SPEC -																			
<table border="0"> <tr><td>0</td><td>PLC</td><td>± -</td></tr> <tr><td>1</td><td>PLC</td><td>± 0.3</td></tr> <tr><td>2</td><td>PLC</td><td>± 0.2</td></tr> <tr><td>3</td><td>PLC</td><td>± 0.15</td></tr> <tr><td>4</td><td>PLC</td><td>± -</td></tr> <tr><td colspan="2">ANGLES</td><td>± 3'</td></tr> </table>		0	PLC	± -	1	PLC	± 0.3	2	PLC	± 0.2	3	PLC	± 0.15	4	PLC	± -	ANGLES		± 3'	SIZE A3	CAGE CODE 00779	DRAWING NO C=2041313
0	PLC	± -																				
1	PLC	± 0.3																				
2	PLC	± 0.2																				
3	PLC	± 0.15																				
4	PLC	± -																				
ANGLES		± 3'																				
MATERIAL SEE NOTE		FINISH SEE NOTE	WEIGHT 0	RESTRICTED TO -																		
CUSTOMER DRAWING			SCALE 1:1	SHEET 2 OF 4																		
			REV B																			

THIS DRAWING IS UNPUBLISHED. RELEASED FOR PUBLICATION
 © COPYRIGHT - TE Connectivity Ltd. ALL RIGHTS RESERVED.



- ⚠ NO TIE BAR PERMITTED FROM CARD EDGE TO LEADING EDGE OF PAD FOR PINS A1 AND "K"
- ⚠ CHAMFER EDGE MUST BE FREE OF CUTTING BURRS

REVISIONS					
P	LTR	DESCRIPTION	DATE	DWN	APVD
-	-	SEE SHEET 1	-	-	-



164	70	87	73.5	72.15	B17, B31, B48, B81
36	6	23	9.	8.15	B17
POS	N	DIM E	DIM J	DIM F	"K"

THIS DRAWING IS A CONTROLLED DOCUMENT.		DWN E. LIU 11MAR2011	TE Connectivity Ltd.		
		CHK S. CHIEN 11MAR2011			
DIMENSIONS: mm		APVD W. KODAMA 11MAR2011	NAME PCI EXPRESS CARD EDGE CONNECTOR STRADDLE MOUNT TYPE		
		PRODUCT SPEC 108-57854	DRAWING NO A3 00779 C=2041313		
MATERIAL SEE NOTE		FINISH SEE NOTE	APPLICATION SPEC -	WEIGHT 0	RESTRICTED TO -
CUSTOMER DRAWING			SCALE 1:1	SHEET 3 OF 4	REV B

4 3 2 1

THIS DRAWING IS UNPUBLISHED. RELEASED FOR PUBLICATION
 © COPYRIGHT - TE Connectivity Ltd. ALL RIGHTS RESERVED.

REVISIONS					
P	LTR	DESCRIPTION	DATE	DWN	APVD
-	-	SEE SHEET 1	-	-	-

1. MATERIAL :
 TRAY: PVC, COLOR: TRANSPARENT.
 CARTON: CORRUGATED FIBER
 BOX: CORRUGATED FIBER
 TRANSPARENT BAG: PE, SIZE: 480mm*350mm*0.06mm
 600mm*590mm*0.06mm

2. EACH BAG SHALL BE INCLUDED:
 * DESICCANT

THIS DRAWING IS A CONTROLLED DOCUMENT.		DWN E. LIU 11MAR2011	TE Connectivity Ltd.					
DIMENSIONS: mm		CHK S. CHIEN 11MAR2011						
TOLERANCES UNLESS OTHERWISE SPECIFIED:		APVD W. KODAMA 11MAR2011	NAME PCI EXPRESS CARD EDGE CONNECTOR STRADDLE MOUNT TYPE					
0 PLC ± - 1 PLC ± - 2 PLC ± - 3 PLC ± - 4 PLC ± - ANGLES ± -		PRODUCT SPEC 108-57854	APPLICATION SPEC -					
MATERIAL SEE NOTE		FINISH SEE NOTE	WEIGHT 0	SIZE A3	CAGE CODE 00779	DRAWING NO C=2041313	RESTRICTED TO -	
CUSTOMER DRAWING						SCALE 1:1	SHEET 4 OF 4	REV B

1470-19 (1/15)

Downloaded From Oneyc.com

单击下面可查看定价，库存，交付和生命周期等信息

[>>TE Connectivity\(泰科\)](#)