

Cradle W Relay V23005

- Highly reliable
- Great variety of contact arrangements and materials to meet specific applications
- Contacts for signal loads and currents up to 5A
- For AC operating only
- Neutral, monostable

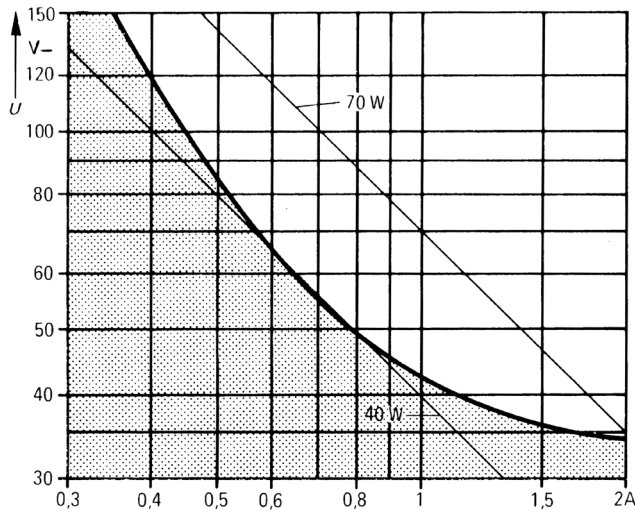


Typical applications
Operation of the coil with alternating voltage, machine controls

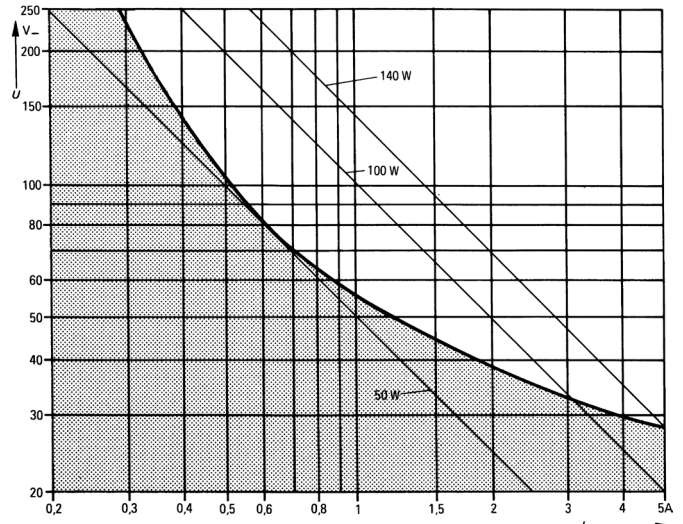
Contact Data

Product code block 3	B104/B110	B604/B610	C104/C110	C404/C410	F104 to F107
Contact arrangement	max. 4 form C (4CO) contacts, 2 form B (2 NC) contacts or 2 form A (2 NO) contacts (see product code table)				
Max. switching voltage	150VDC	36VDC	150VDC	36VDC	250VDC
	125VAC	30VAC	125VAC	30VAC	250VAC
Rated current	2A	0.2A	2A	0.2A	5A
Limiting continuous current at max. ambient temperature	2A	2A	2A	2A	5A
	35 to 70W	5W, 5VA	35 to 70W	5W, 5VA	50 to 140W
Breaking capacity see DC load breaking capacity curve below	50VA		50VA		500VA
Contact material	silver, gold-flashed	gold F	silver, gold-flashed	gold F	silver, gold-flashed
Contact style	single contact	single contact	bifurcated contacts	bifurcated contacts	single contact
Frequency of operation, without load, max.	20 ops./s	20 ops./s	20 ops./s	20 ops./s	20 ops./s
Mechanical endurance	app. 10 ⁷ ops.	app. 10 ⁷ ops.	app. 10 ⁷ ops.	app. 10 ⁷ ops.	app. 10 ⁸ ops.

Max. DC breaking capacity, contact sets B1xx, C1xx



Max. DC breaking capacity, contact sets F1xx



Cradle W Relay V23005 (Continued)

Coil Data	
Magnetic system	neutral
Coil voltage range	6 to 220 VAC (50Hz/ 60Hz)
Operative range, IEC 61810	1
Operating voltage	80% of rated coil voltage
Rated coil power, typ.	1.15VA
Max. coil temperature	100°C
Thermal resistance	35K/W

Coil versions, AC coil

Coil code	Rated voltage VAC	Operate voltage VAC	Coil resistance $\Omega \pm 15\%$	Rated coil power VA ¹⁾
015	6	4.8	8	1.15
017	12	9.6	40	1.15
021	18	14.4	108	1.15
010	24	19.2	170	1.15
009	42	33.6	550	1.15
019	48	38.4	620	1.15
008	60	48	1000	1.15
007	110	88	3200	1.15
004	220	176	14000	1.15

1) Typical value.

All figures are given for coil without pre-energization, at ambient temperature +23°C.

Insulation Data		B1xx, B6xx, C1xx, C4xx	F1xx
Initial dielectric strength between coil and frame		500VAC _{rms} at rated voltages $\leq 60V$	2000VAC _{rms} at rated voltages $> 60V$
between contact and contact		500VAC _{rms}	1000VAC _{rms}
between contact and frame		500VAC _{rms}	1000VAC _{rms}
Initial insulation resistance, at 500 VDC		$> 10^6\Omega$	

Other Data	
Material compliance: EU RoHS/ELV, China RoHS, REACH, Halogen content refer to the Product Compliance Support Center at www.te.com/customer-support/rohssupportcenter	
Ambient temperature	-40 to + 70°C
Category of environmental protection IEC 61810	RT I - dust protected
Degree of protection, IEC 60529	IP 40
Terminal type	solder terminals, suitable for plug-in-and socket connection plus screw fixing
Weight	
V23003-A0xxx Size I	approx. 35g
V23003-B0xxx Size II	approx. 40g
Washing	not recommended
Ultrasonic cleaning	not recommended
Packaging unit	5 pcs.

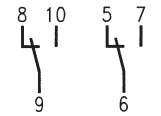
Accessories

For details see datasheet Cradle Relay, Accessories and Mounting

Terminal assignment

Size I

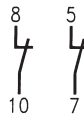
2 form C (2 CO)
V23005-xxxx-Bx04
V23005-xxxx-Cx04



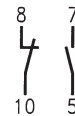
2 form A (2 NO)
V23005-xxxx-F105



2 form B (2 NC)
V23005-xxxx-F107

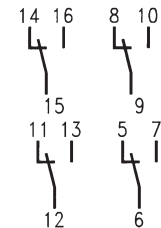


1 form A + 1 form B
(1 NO + 1 NC)
V231005-xxxx-F106

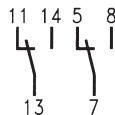


Size II

4 form C (4 CO)
V231005-xxxx-Bx10
V231005-xxxx-Cx10



2 form C (2 CO)
V231005-xxxx-F104

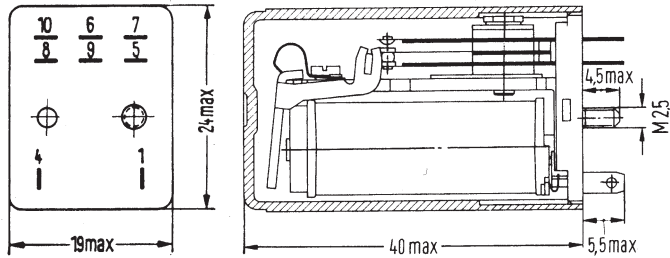


Coil terminals: 1, 4

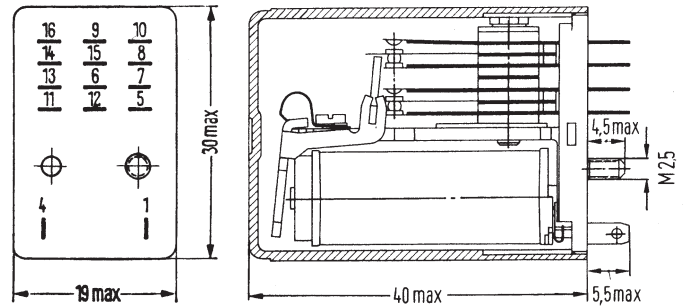
Cradle W Relay V23005 (Continued)

Dimensions

V23005-A0xx, size I type



V23005-B0xx, size II type



Product code structure

Typical product code **V23005 -B0 004 -F104**

Type			V23005 Cradle W Relay		
Size			A0 Size I, dust protected B0 Size II, dust protected		
Coils			Coil code: please refer to coil versions table		
Contact style			B1 Single contacts B6 Single contacts F1 Single contacts C1 Bifurcated contacts C4 Bifurcated contacts		
Contact arrangement			04 2 form C, 2 CO 05 2 form A, 1 NO 06 1 form A+ 1 form B, 1 NO+ 1 NC 10 4 form C, 4 CO 12 6 form A, 6 NO		

Other types on request

Cradle W Relay V23005 (Continued)

Product code	Version	Coil	Arrangement	Contacts	Enclosure	PartNumber
V23005-AXXXX, standard, size I						
V23005-A0017-B104	Standard, size I	12VAC	2 form C (2 CO)	Single	Dust protected	1-1393816-8
V23005-A0021-C104	Standard, size I	18VAC	2 form C (2 CO)	Bifurcated	Dust protected	2-1393816-0
V23005-A0010-B104	Standard, size I	24VAC	2 form C (2 CO)	Single	Dust protected	1-1393816-7
V23005-A0009-B104	Standard, size I	42VAC	2 form C (2 CO)	Single	Dust protected	1-1393816-5
V23005-A0019-B104	Standard, size I	48VAC	2 form C (2 CO)	Single	Dust protected	1-1393816-9
V23005-A0008-B104	Standard, size I	60VAC	2 form C (2 CO)	Single	Dust protected	1-1393816-4
V23005-A0007-B104	Standard, size I	110VAC	2 form C (2 CO)	Single	Dust protected	1393816-8
V23005-A0007-B604	Standard, size I	110VAC	2 form C (2 CO)	Single	Dust protected	1-1393816-0
V23005-A0007-C104	Standard, size I	110VAC	2 form C (2 CO)	Bifurcated	Dust protected	1-1393816-1
V23005-A0004-B104	Standard, size I	220VAC	2 form C (2 CO)	Single	Dust protected	1393816-1
V23005-A0004-B604	Standard, size I	220VAC	2 form C (2 CO)	Single	Dust protected	1393816-3
V23005-A0004-C104	Standard, size I	220VAC	2 form C (2 CO)	Bifurcated	Dust protected	1393816-4
V23005-AXXXX, 5A, size I						
V23005-A0009-F106	5A, size I	42VAC	1 A + 1 B (1 NO+1 NO)	Single	Dust protected	1-1393816-6
V23005-A0007-F105	5A, size I	110VAC	2 form A (2 NO)	Single	Dust protected	1-1393816-2
V23005-A0007-F106	5A, size I	110VAC	1 A + 1 B (1 NO+1 NO)	Single	Dust protected	1-1393816-3
V23005-A0004-F105	5A, size I	220VAC	2 form A (2 NO)	Single	Dust protected	1393816-6
V23005-A0004-F106	5A, size I	220VAC	1 A + 1 B (1 NO+1 NO)	Single	Dust protected	1393816-7
V23005-BXXXX, standard, size II						
V23005-B0017-B110	Standard, size II	12VAC	4 form C (4 CO)	Single	Dust protected	4-1393816-5
V23005-B0010-B110	Standard, size II	24VAC	4 form C (4 CO)	Single	Dust protected	4-1393816-0
V23005-B0010-C110	Standard, size II	24VAC	4 form C (4 CO)	Bifurcated	Dust protected	4-1393816-1
V23005-B0010-C410						
V23005-B0009-B110	Standard, size II	42VAC	4 form C (4 CO)	Single	Dust protected	3-1393816-7
V23005-B0009-C110	Standard, size II	42VAC	4 form C (4 CO)	Bifurcated	Dust protected	3-1393816-8
V23005-B0008-B110	Standard, size II	60VAC	4 form C (4 CO)	Single	Dust protected	3-1393816-5
V23005-B0007-B110	Standard, size II	110VAC	4 form C (4 CO)	Single	Dust protected	3-1393816-0
V23005-B0007-B610	Standard, size II	110VAC	4 form C (4 CO)	Single	Dust protected	3-1393816-1
V23005-B0007-C110	Standard, size II	110VAC	4 form C (4 CO)	Bifurcated	Dust protected	3-1393816-2
V23005-B0007-C410	Standard, size II	110VAC	4 form C (4 CO)	Bifurcated	Dust protected	3-1393816-3
V23005-B0004-B110	Standard, size II	220VAC	4 form C (4 CO)	Single	Dust protected	2-1393816-2
V23005-B0004-B610	Standard, size II	220VAC	4 form C (4 CO)	Single	Dust protected	2-1393816-4
V23005-B0004-C110	Standard, size II	220VAC	4 form C (4 CO)	Bifurcated	Dust protected	2-1393816-5
V23005-B0004-C410	Standard, size II	220VAC	4 form C (4 CO)	Bifurcated	Dust protected	2-1393816-6
V23005-BXXXX, 5A, size II						
V23005-B0015-F104	5A, size II	6VAC	2 form C (2 CO)	Single	Dust protected	4-1393816-4
V23005-B0017-F104	5A, size II	12VAC	2 form C (2 CO)	Single	Dust protected	4-1393816-6
V23005-B0010-F104	5A, size II	24VAC	2 form C (2 CO)	Single	Dust protected	4-1393816-3
V23005-B0009-F104	5A, size II	42VAC	2 form C (2 CO)	Single	Dust protected	3-1393816-9
V23005-B0008-F104	5A, size II	60VAC	2 form C (2 CO)	Single	Dust protected	3-1393816-6
V23005-B0007-F104	5A, size II	110VAC	2 form C (2 CO)	Single	Dust protected	3-1393816-4
V23005-B0004-F104	5A, size II	220VAC	2 form C (2 CO)	Single	Dust protected	2-1393816-8

单击下面可查看定价，库存，交付和生命周期等信息

[>>TE Connectivity\(泰科\)](#)