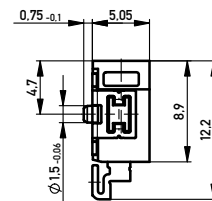
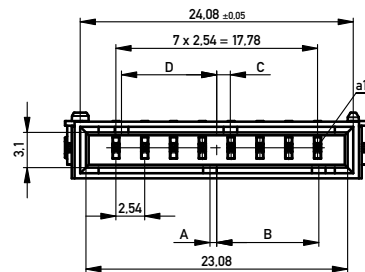
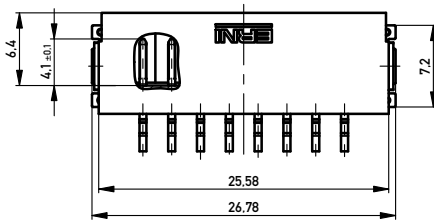
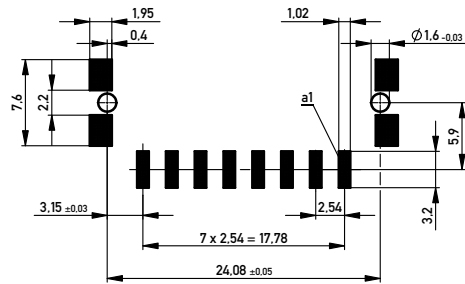


Leiterplatten-Layout Vorschlag für SMT
PCB-Layout Proposal for SMT



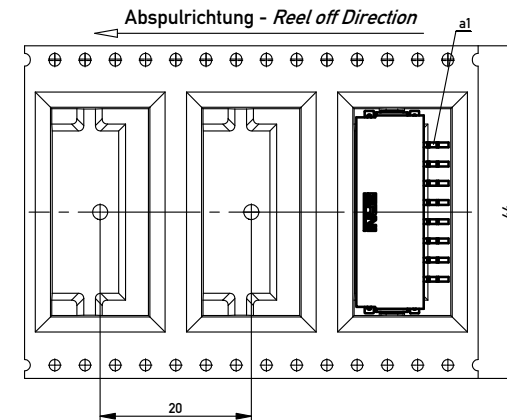
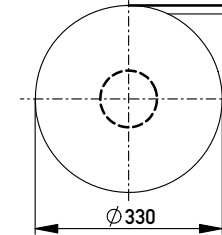
Anforderungsstufe 1
Performance Level 1

Kontaktbereich vergoldet
Mating Area gold plating

Anschlussbereich verzinkt 4-6 µm
Terminal Area 4-6 µm tin plating

Koplanarität der Anschlüsse ≤ 0,1 mm
Coplanarity Area of Termination ≤ 0,1 mm

Verpackt in Gurtverpackung
Tape on Reel Packaging
Verpackungseinheit: 440 Stück
Packaging unit: 440 pcs



454197		weiß white	0,6	9	1,2	8,4	Codierung wie Variante schwarz Encoding such variant black
284124		rot red	4,2	5,4	4,8	4,8	
284123		grün green	3	6,6	3,6	6	
284122		blau blue	1,8	7,8	2,4	7,2	
284121		schwarz black	0,6	9	1,2	8,4	
Ident-Nr. part-no.	Codierung coding	Farbe color	A	B	C	D	

Downloaded From Oneyac.com

Information:	Tolerances		Scale	3:1
All rights reserved. Only for Information. To ensure that this is the latest version of this drawing, please contact one of the ERNI companies before using.		Subject to modification without prior notice. Drawing will not be updated.		Designation
				M 2.54 SRC-A, 8-polig
e	M 04.2013			www.ERNI.com
Index	Date			224922
				Class
				SRCA
				I
				A2

单击下面可查看定价，库存，交付和生命周期等信息

[>>TE Connectivity\(泰科\)](#)