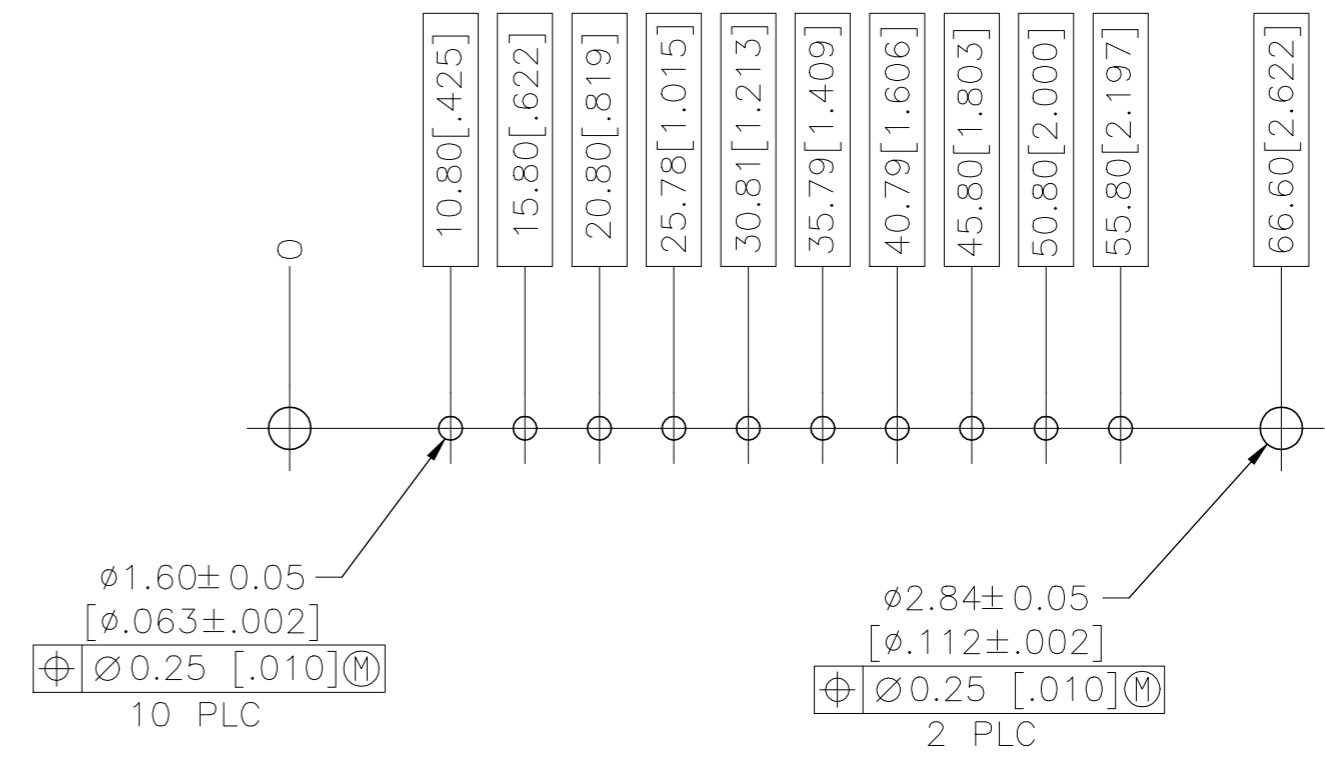
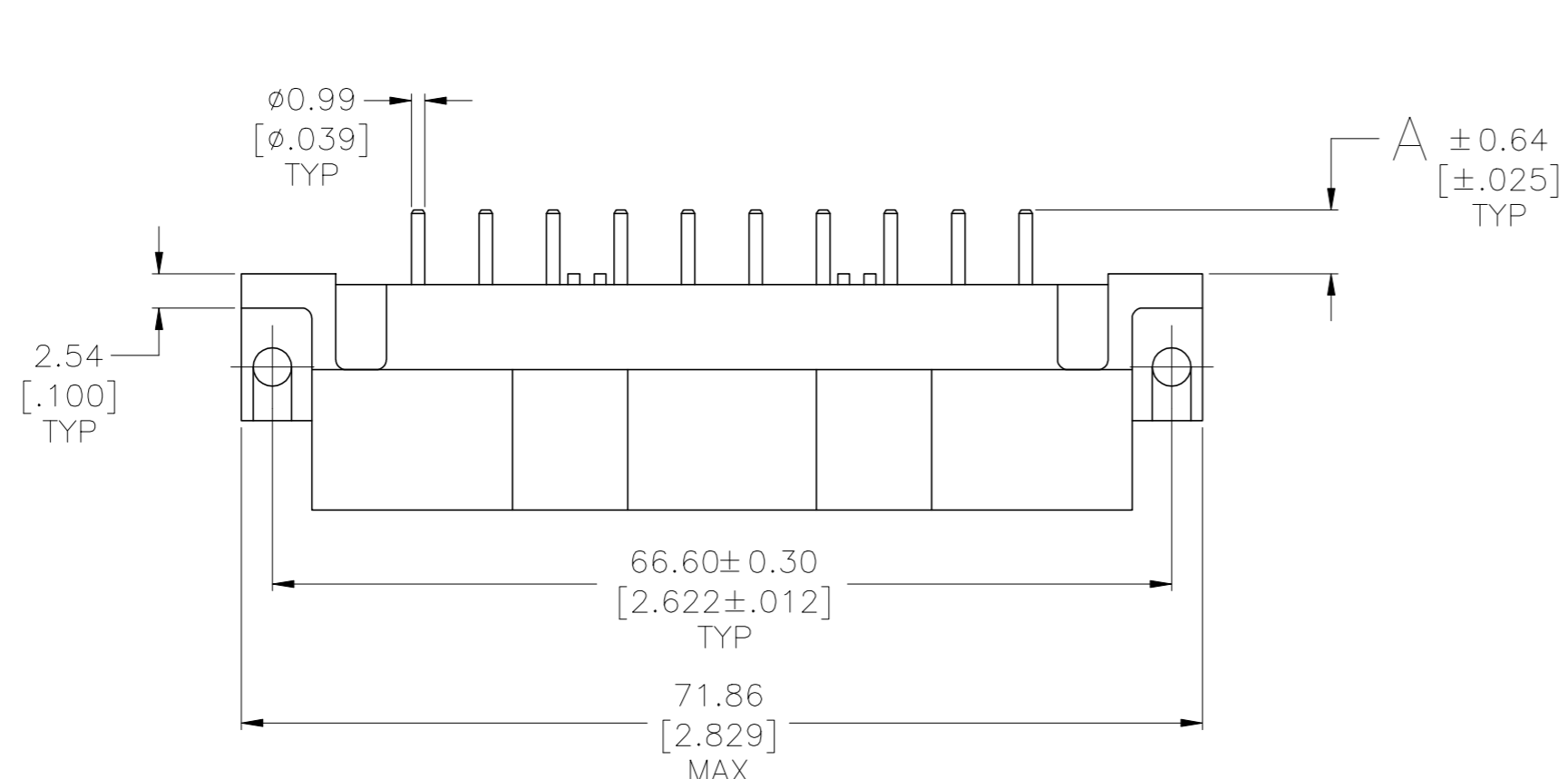
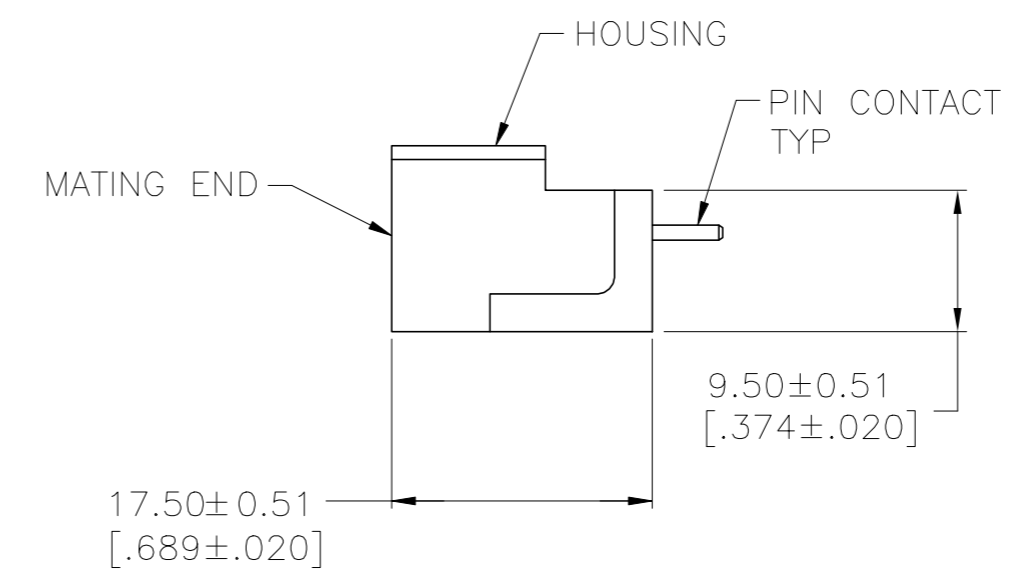
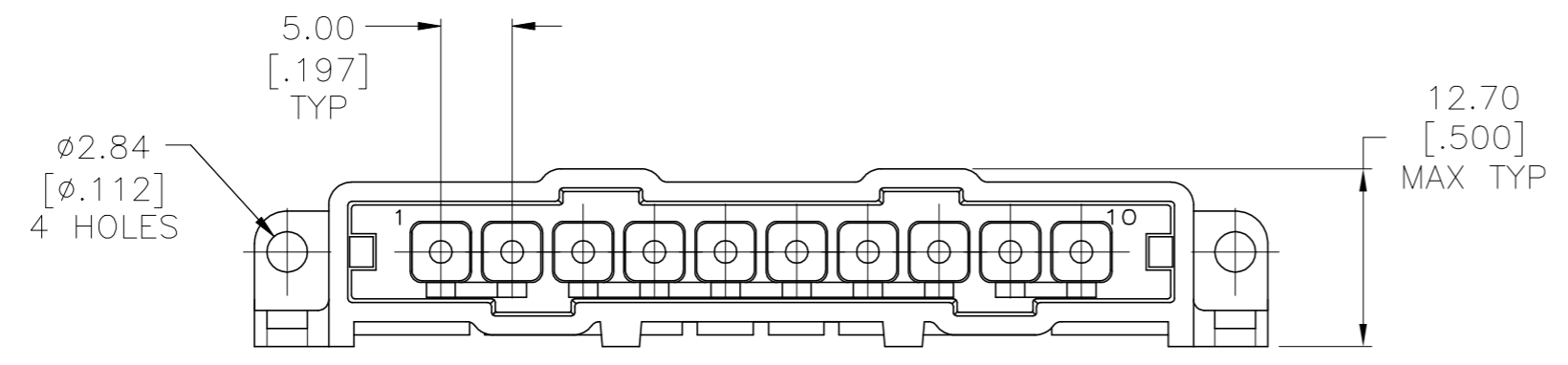


THIS DRAWING IS UNPUBLISHED. RELEASED FOR PUBLICATION  
 © COPYRIGHT - By - ALL RIGHTS RESERVED.

REVISIONS					
P	LTR	DESCRIPTION	DATE	DWN	APVD
L		REVISED PER ECO-17-011181	04AUG2017	RS	MZ
M		REVISED PER ECO-18-000443	19JAN2018	RS	MZ
N		REVISED PER ECO-20-001562	04FEB2020	SG	MZ



RECOMMENDED PC BOARD LAYOUT



- 1 HOUSING MATERIAL: PA66, BLACK, UL94 V-0 RATED
- 2 BRASS PER ASTM B36.
- 3 3.81µm [.000150] MIN TIN-LEAD OVER 2.54µm [.000100] MIN COPPER OR 1.27µm [.000050] MIN NICKEL.
- 4 0.76µm [.000030] MIN GOLD FOR A LENGTH OF 5.08 [.200] MIN FROM MATING END, 3.81µm [.000150] MIN TIN-LEAD FOR A LENGTH OF 5.36 [.211] MIN FROM OPPOSITE END, BOTH OVER 1.27µm [.000050] MIN NICKEL.
- 5 3.81µm [.000150] MIN TIN OVER 2.54µm [.000100] MIN COPPER OR 1.27µm [.000050] MIN NICKEL.
- 6 0.76µm [.000030] MIN GOLD FOR A LENGTH OF 5.08 [.200] A LENGTH MIN FROM MATING END, 3.81µm [.000150] MIN TIN FOR 1.27µm OF 5.36 [.211] MIN FROM OPPOSITE END, BOTH OVER [.000050] MIN NICKEL.
- 7 PRILIMINARY PART NUMBER.
- 8 OBSOLETE PARTS: OBSOLETE CIS STREAMLINING PER D.RENAUD/D.SINISI

8	OBSOLETE	3.50 [.137]	6	1-207584-0
8	OBSOLETE	7.52 [.296]	6	207584-9
		4.72 [.186]	6	207584-8
		4.72 [.186]	5	207584-7
8	OBSOLETE	7.52 [.296]	4	207584-6
	OBSOLETE	4.72 [.186]	4	207584-3
	OBSOLETE	4.72 [.186]	3	207584-1
		A	FINISH	PART NUMBER

THIS DRAWING IS A CONTROLLED DOCUMENT.		DWN L.SIPE 07/21/92	TE Connectivity Ltd.	
DIMENSIONS: mm [INCHES]		CHK R.STONE 7-24-92		
TOLERANCES UNLESS OTHERWISE SPECIFIED:		APVD -	NAME	
0 PLC ± -		PRODUCT SPEC -	PIN HEADER ASSEMBLY, 10 POSN, IN-LINE, SMALL METRIC CONNECTOR, METRIMATE	
1 PLC ± -		APPLICATION SPEC -	SIZE CAGE CODE DRAWING NO RESTRICTED TO	
2 PLC ± 0.25 [.010]		WEIGHT -	A2 00779 C=207584 -	
3 PLC ± -		CUSTOMER DRAWING	SCALE 2:1 SHEET 1 of 1 REV N	
4 PLC ± -				
ANGLES ± -				
MATERIAL HOUSING: 1				
CONTACTS: 2				

单击下面可查看定价，库存，交付和生命周期等信息

[>>TE Connectivity\(泰科\)](#)