

THIS DRAWING IS UNPUBLISHED.

RELEASED FOR PUBLICATION

© COPYRIGHT - By -

ALL RIGHTS RESERVED.

LOC	DIST	REVISIONS					
		P	LTR	DESCRIPTION	DATE	DWN	APVD
			D9	REVISED PER ECO-12-012202	03JUL12	KH	MS







PHYSICAL PROPERTIES:
 HOUSING MATERIAL: PBT
 FLAMMABILITY: UL94V-0
 COLOR: BLACK






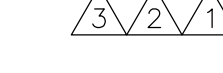













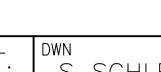
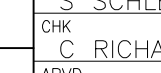





TERMINAL:
 TERMINALS: BRASS, TIN PLATED
 SCREWS: 6-32, STEEL, NICKEL PLATED


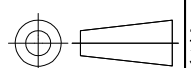
MECHANICAL:
 PITCH (TERMINAL SPACING): 9.50mm (.374")
 WIRE RANGE: 12-22 AWG
 RECOMMENDED TIGHTENING TORQUE: 12IN-LBS MAX.

ELECTRICAL PROPERTIES:
 MAXIMUM CURRENT: 20A
 OPERATING VOLTAGE: 300V

ENVIRONMENTAL PROPERTIES:
 OPERATING TEMP RANGE: -40°C TO 120°C

-  SCREWS ON ONE SIDE IN WIRE READY POSITION.
-  SEE FIGURE.
-  WHITE INK STAMP.
-  NICKEL PLATED BRASS SCREWS.
-  PRELIMINARY PART NUMBER.
-  TE CONNECTIVITY LOGO LOCATED APPROXIMATE AREA SHOWN.

LOC	DIST	DIM B	DIM A	QC TAB .187 45° (2)	QC TAB .187 FLAT (1)	NO OF POSN	PART NUMBER
		104.7	112.2	-	-	10	4-1546307-7
		104.7	112.2	-	-	10	4-1546307-6
		104.7	112.2	-	-	10	4-1546307-5
		104.7	112.2	-	-	10	3-1546307-3
		104.7	112.2	-	-	10	1-1546307-0
		95.2	102.7	-	9	9	5-1546307-0
		95.2	102.7	4	9	9	4-1546307-9
		95.2	102.7	4	9	9	4-1546307-8
		95.2	102.7	-	-	9	1546307-9
		85.7	93.2	-	-	8	1546307-8
		76.2	83.7	-	-	7	1546307-7
		66.7	74.2	-	-	6	4-1546307-4
		66.7	74.2	-	-	6	1546307-6
		57.2	64.7	-	-	5	4-1546307-3
		57.2	64.7	-	-	5	4-1546307-2
		57.2	64.7	-	-	5	4-1546307-1
		57.2	64.7	-	-	5	4-1546307-0
		57.2	64.7	-	-	5	3-1546307-9
		57.2	64.7	-	-	5	1546307-5
		47.7	55.2	-	-	4	3-1546307-2
		47.7	55.2	-	-	4	1546307-4
		38.2	45.7	-	-	3	3-1546307-8
		38.2	45.7	-	-	3	3-1546307-7
		38.2	45.7	-	-	3	3-1546307-6
		38.2	45.7	-	-	3	3-1546307-5
		38.2	45.7	-	-	3	3-1546307-4
		38.2	45.7	-	-	3	1546307-3
		28.7	36.2	-	-	2	1546307-2

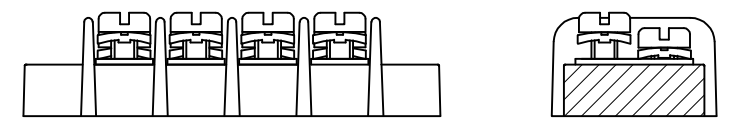
THIS DRAWING IS A CONTROLLED DOCUMENT.		DWN S SCHLEGEL 20AUG2002	 TE Connectivity				
DIMENSIONS: mm		CHK C RICHARD 8/20/02					
TOLERANCES UNLESS OTHERWISE SPECIFIED:		APVD C RICHARD 8/20/02	NAME 9.50MM (.374) DBL ROW BARRIER STRIP W/ WASHER				
		PRODUCT SPEC -	APPLICATION SPEC -				
MATERIAL -		FINISH -	WEIGHT -	SIZE A3	CAGE CODE 00779	DRAWING NO C-1546307	RESTRICTED TO -
CUSTOMER DRAWING			SCALE 1:1	SHEET 1 OF 3	REV D9		

THIS DRAWING IS UNPUBLISHED. RELEASED FOR PUBLICATION
 © COPYRIGHT - By - ALL RIGHTS RESERVED.

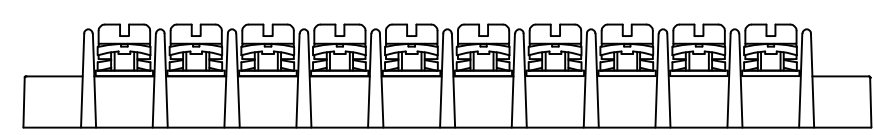
LOC	DIST	REVISIONS			
P	LTR	DESCRIPTION	DATE	DWN	APVD
-	-	SEE SHEET 1	-	-	-



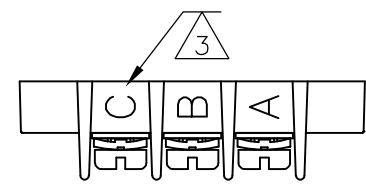
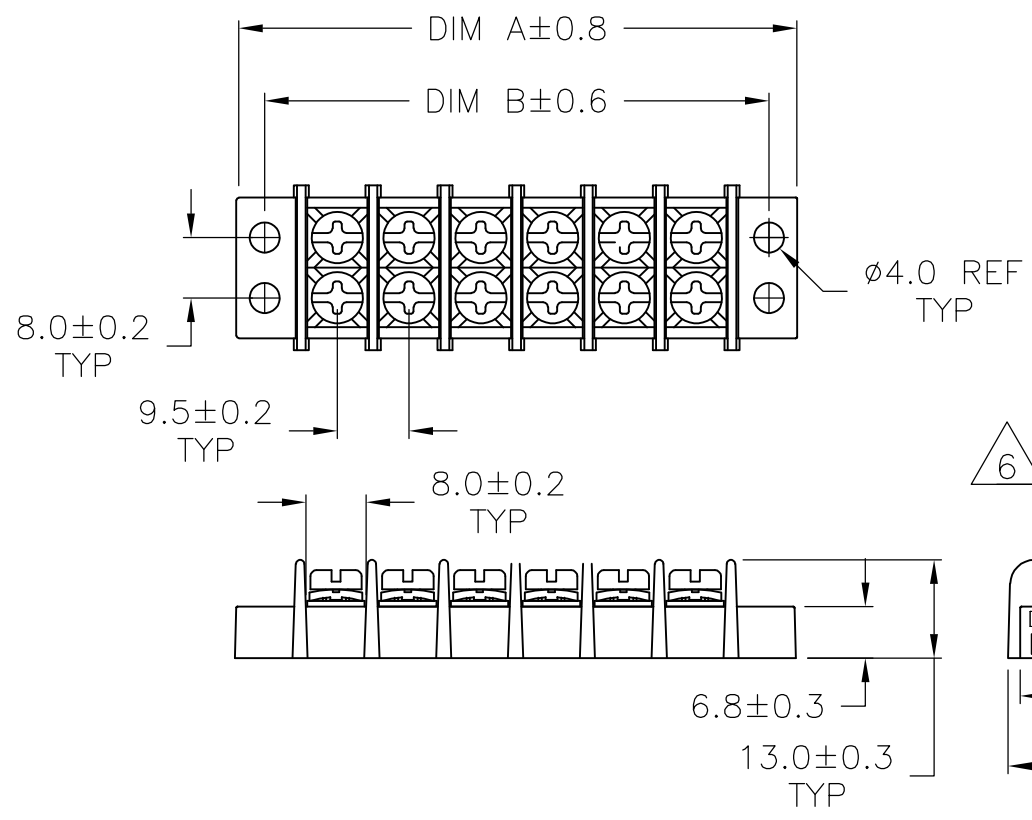
3-1546307-1



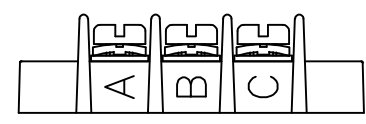
3-1546307-2



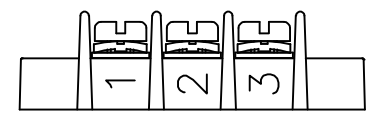
3-1546307-3



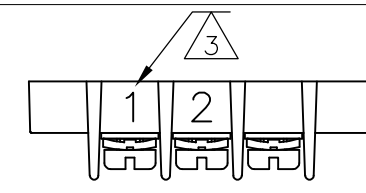
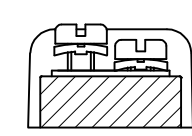
3-1546307-7



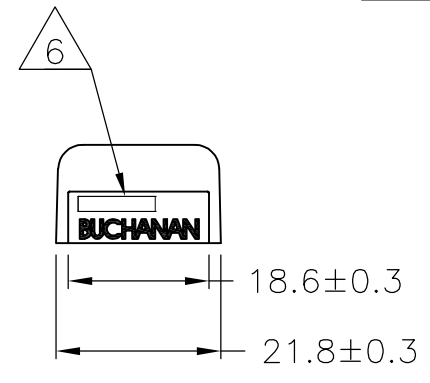
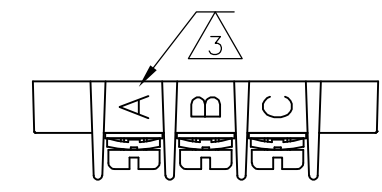
3-1546307-8



3-1546307-6



3-1546307-5



294.7	302.2	-	-	30	3-1546307-0
285.2	292.7	-	-	29	2-1546307-9
275.7	283.2	-	-	28	2-1546307-8
266.2	273.7	-	-	27	2-1546307-7
256.7	264.2	-	-	26	2-1546307-6
247.2	254.7	-	-	25	2-1546307-5
237.7	245.2	-	-	24	2-1546307-4
228.2	235.7	-	-	23	2-1546307-3
218.7	226.2	-	-	22	2-1546307-2
209.2	216.7	-	-	21	2-1546307-1
199.7	207.2	-	-	20	3-1546307-1
199.7	207.2	-	-	20	2-1546307-0
190.2	197.7	-	-	19	1-1546307-9
180.7	188.2	-	-	18	1-1546307-8
171.2	178.7	-	-	17	1-1546307-7
161.7	169.2	-	-	16	1-1546307-6
152.2	159.7	-	-	15	1-1546307-5
142.7	150.2	-	-	14	1-1546307-4
133.2	140.7	-	-	13	1-1546307-3
123.7	131.2	-	-	12	1-1546307-2
114.2	121.7	-	-	11	1-1546307-1
DIM B	DIM A	QC TAB .187 45° ②	QC TAB .187 FLAT ①	NO OF POSN	PART NUMBER

THIS DRAWING IS A CONTROLLED DOCUMENT.

DWN S SCHLEGEL 20AUG2002
 CHK C RICHARD 8/20/02
 APVD C RICHARD 8/20/02

STE TE Connectivity

9.50MM (.374) DBL ROW BARRIER STRIP W/ WASHER

PRODUCT SPEC: -
 APPLICATION SPEC: -
 WEIGHT: -

SIZE: A3 CAGE CODE: 00779 DRAWING NO: C-1546307 RESTRICTED TO: -

CUSTOMER DRAWING SCALE: 1:1 SHEET: 2 OF 3 REV: D9

THIS DRAWING IS UNPUBLISHED.

RELEASED FOR PUBLICATION

ALL RIGHTS RESERVED.

© COPYRIGHT - By -

LOC - -

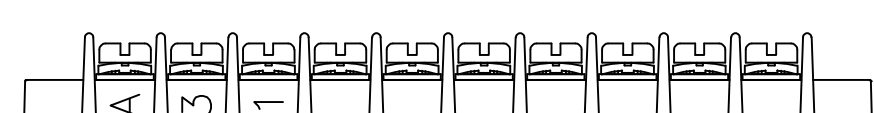
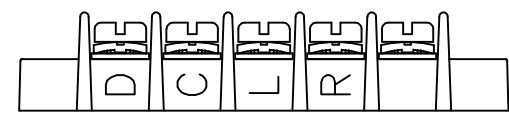
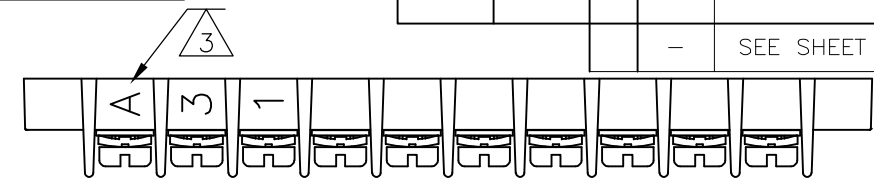
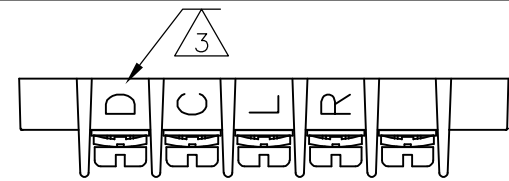
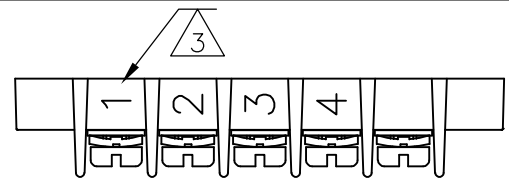
DIST - -

P - -

LTR - -

REVISIONS

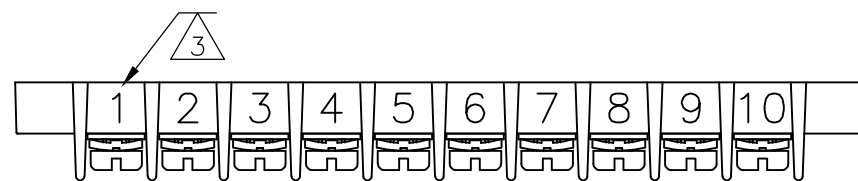
DESCRIPTION	DATE	DWN	APVD
SEE SHEET 1	-	-	-



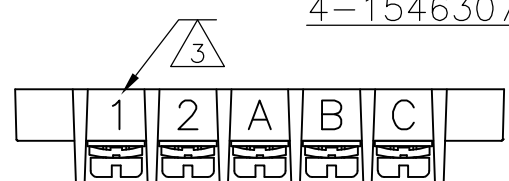
4-1546307-2

4-1546307-3

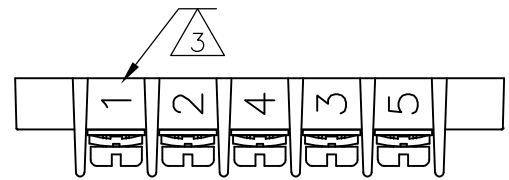
4-1546307-7



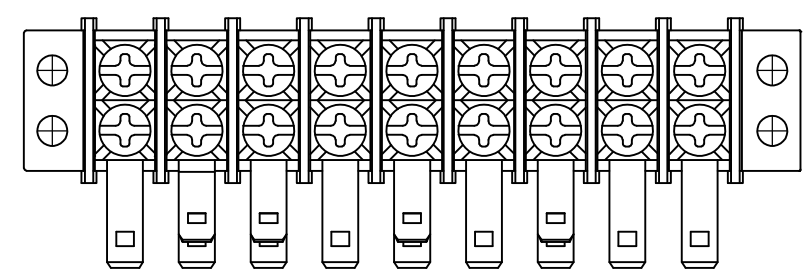
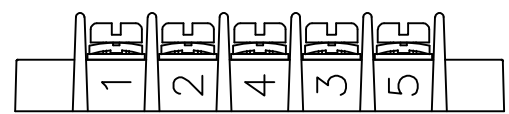
4-1546307-6



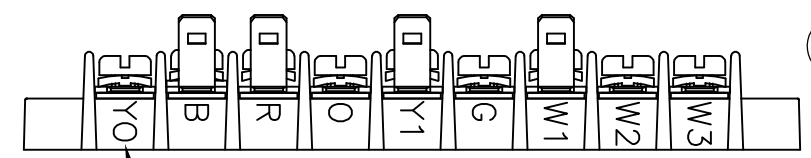
4-1546307-0



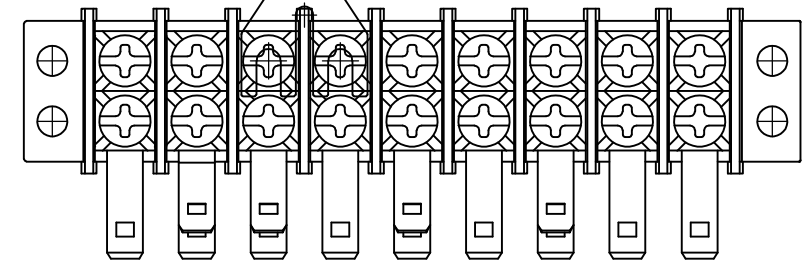
4-1546307-1



4-1546307-8

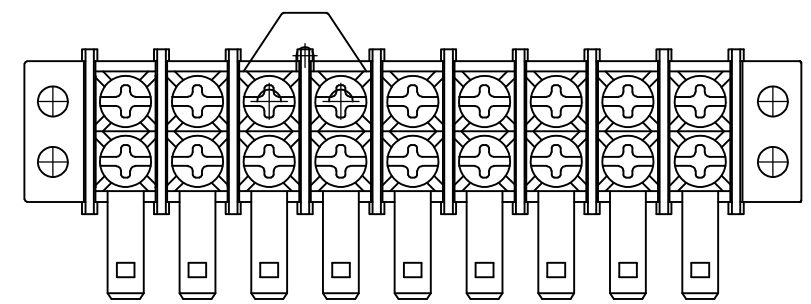
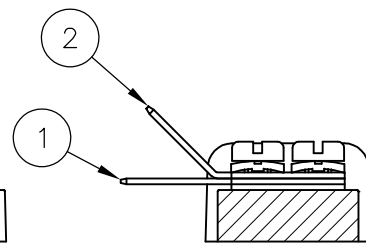
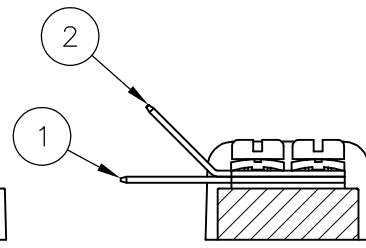


MARK BOTH SIDES



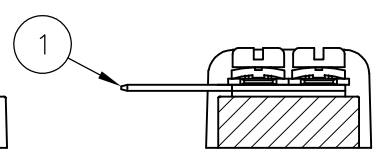
4-1546307-9

MARK BOTH SIDES



5-1546307-0

MARK BOTH SIDES



THIS DRAWING IS A CONTROLLED DOCUMENT.

DIMENSIONS:	TOLERANCES UNLESS OTHERWISE SPECIFIED:
mm	0 PLC ± -
	1 PLC ± 0.3
	2 PLC ± 0.25
	3 PLC ± -
	4 PLC ± -
	ANGLES ± 2'

MATERIAL - FINISH -

DWN 20AUG2002

S SCHLEGEL

CHK 8/20/02

C RICHARD

APVD 8/20/02

C RICHARD

PRODUCT SPEC

APPLICATION SPEC

WEIGHT -



9.50MM (.374) DBL ROW BARRIER STRIP W/ WASHER

SIZE	CAGE CODE	DRAWING NO	RESTRICTED TO
A3	00779	C-1546307	-

CUSTOMER DRAWING SCALE 1:1 SHEET 3 OF 3 REV D9

单击下面可查看定价，库存，交付和生命周期等信息

[>>TE Connectivity\(泰科\)](#)