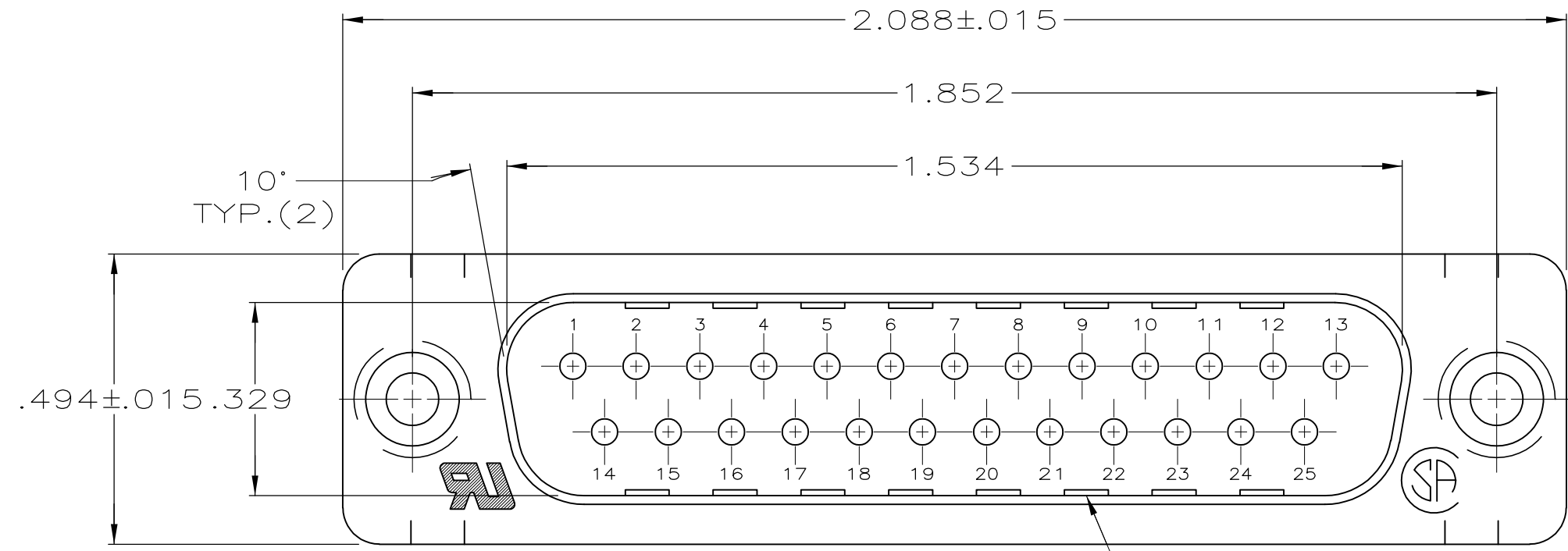


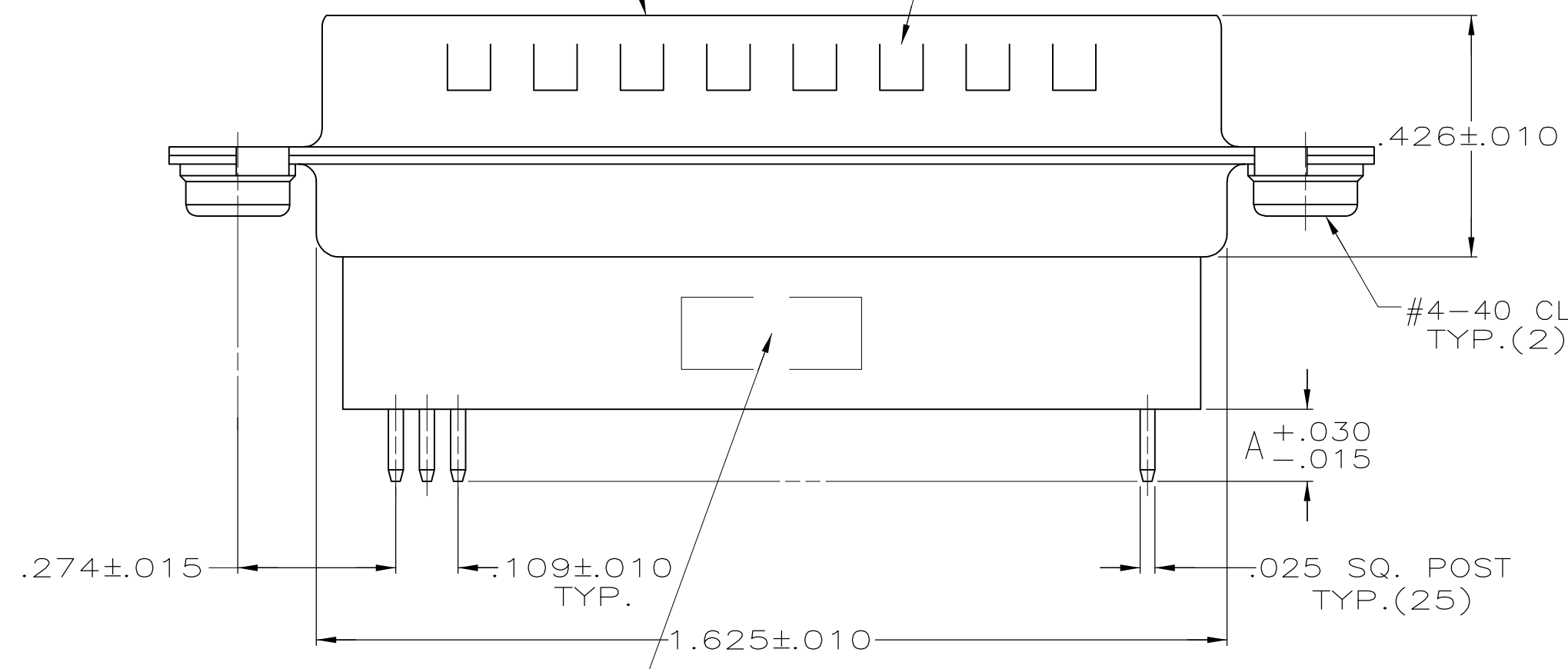
THIS DRAWING IS UNPUBLISHED. RELEASED FOR PUBLICATION
 © COPYRIGHT BY TYCO ELECTRONICS CORPORATION. ALL RIGHTS RESERVED.

LOC	DIST	REVISIONS			
P	LTR	DESCRIPTION	DATE	DWN	APVD
GP	00	L	REVISED PER ECO-10-000073	08FEB2010	CR SB



GROUNDING INDENTS

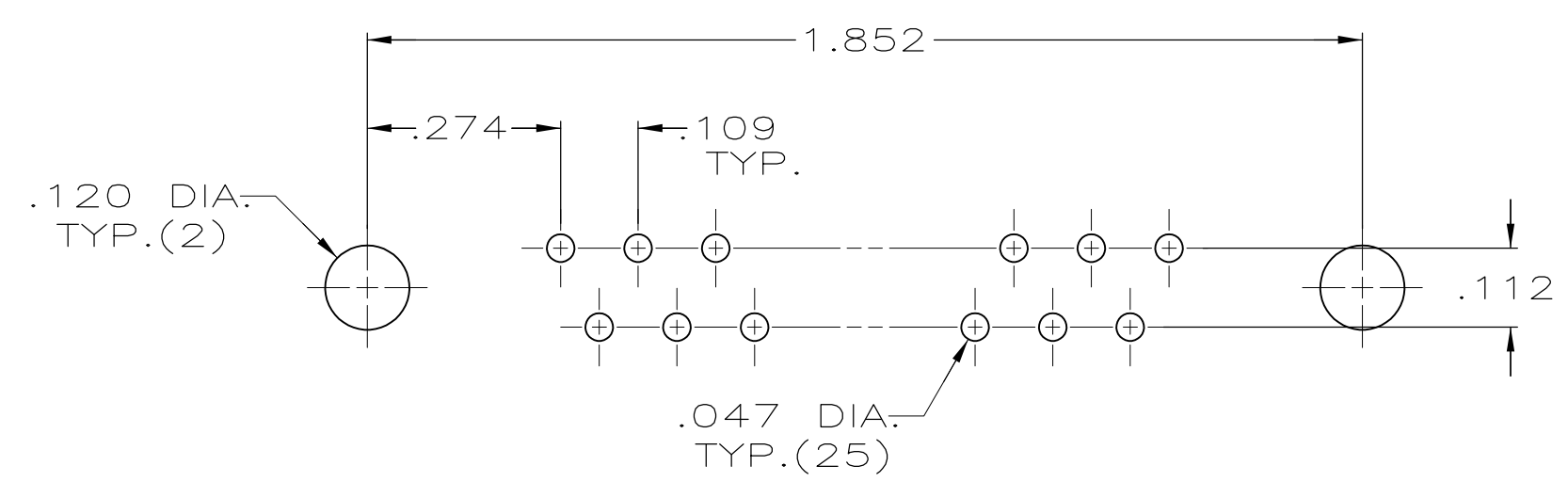
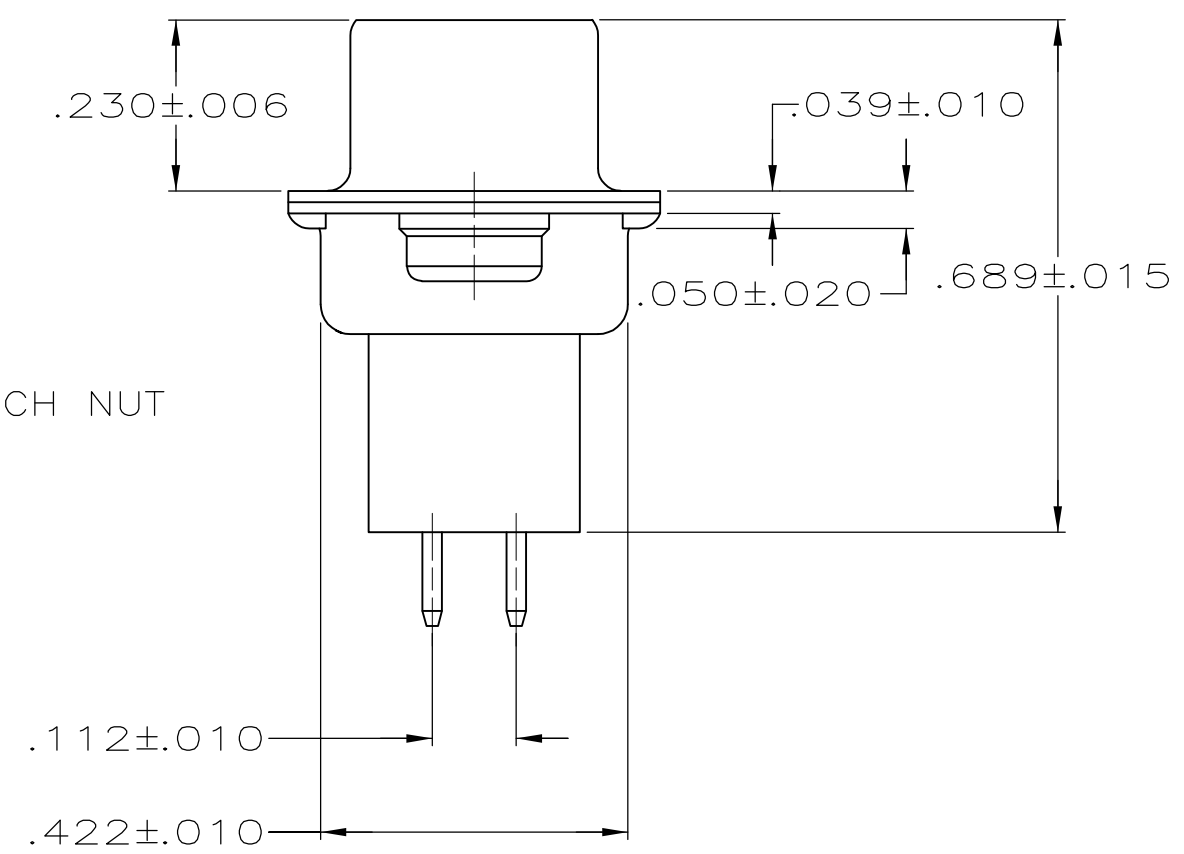
MATING FACE



"AMP", PART NO. & DATE CODE, STAMPED IN AREA INDICATED, ON FAR SIDE

1. NOTE DELETED.

- 2 MOLDDED PARTS: FLAME RETARDANT, 94V-0 RATED THERMOPLASTIC, BLACK
 CONTACTS: BRASS
 SHELLS: STEEL
 CLINCH NUTS: STEEL
- 3 SHELLS: .000200 MIN TIN OVER .000100 MIN COPPER.
 CLINCH NUTS: .000200 MIN ZINC WITH CLEAR CHROMATE COATING.
 CONTACTS: SEE TABLE
- 4 GOLD FLASH ON MATING END, .000100 MIN TIN-LEAD ON SOLDER END, ALL OVER .000050 MIN NICKEL.
- 5 GOLD PLATED FOR LENGTH OF .150 MIN FROM MATING END, .000030 MIN GOLD IN MATED AREA, .000100 MIN TIN-LEAD ON SOLDER END, ALL OVER .000050 MIN NICKEL.
 -OR-
 GOLD FLASH OVER PALLADIUM-NICKEL PLATED FOR A LENGTH OF .150 MIN FROM MATING END, .000030 MIN TOTAL IN MATED AREA, .000100 MIN TIN-LEAD ON SOLDER END, ALL OVER .000050 MIN NICKEL.
- 6 SUPERSEDED BY 745959-1.



P.C. BOARD MOUNTING DIMENSIONS

	CONTACT FINISH	DIMENSION A	PART NUMBER
6	4	.188	745959-8
	5	.188	745959-7
	4	.651	745959-6
	5	.651	745959-5
	4	.427	745959-4
	5	.427	745959-3
	4	.125	745959-2
	5	.125	745959-1

THIS DRAWING IS A CONTROLLED DOCUMENT.		DWN J.GERACE 07-19-84	Tyco Electronics Corporation Harrisburg, PA 17105-3608	
DIMENSIONS: INCHES		CHK J.GERACE 01-17-84		
TOLERANCES UNLESS OTHERWISE SPECIFIED:		APVD J.ASSINI 7-30-84	NAME	
0 PLC ± -		PRODUCT SPEC	PLUG ASSEMBLY, SIZE 3, 25 POSN,	
1 PLC ± -		APPLICATION SPEC	VERTICAL, .025 SQ. POSTS,	
2 PLC ± -		108-40025	W/ CLINCH NUTS, AMPLIMITE HDP	
3 PLC ± .005		114-40013	SIZE	CAGE CODE
4 PLC ± -		WEIGHT -	A2	00779
ANGLES ± 2°		CUSTOMER DRAWING	DRAWING NO C=745959	
FINISH		SCALE -	SHEET 1 of 1	
2		REV L		

单击下面可查看定价，库存，交付和生命周期等信息

[>>TE Connectivity\(泰科\)](#)