

THIS DRAWING IS UNPUBLISHED. RELEASED FOR PUBLICATION
 © COPYRIGHT - By - TE CONNECTIVITY ALL RIGHTS RESERVED.

| LOC | | DIST | | REVISIONS | | | |
|-----|-----|-------------|--|---------------------------|-----------|-------|--|
| P | LTR | DESCRIPTION | | DATE | DWN | APVD | |
| CM | 54 | E | | REVISED PER ECR-20-000820 | 27MAY2020 | PC SW | |

1 MATERIAL: CONNECTOR - NYLON UL94V-2 (YELLOW) .
 CONTACTS - 0.30[.012] THICK COPPER ALLOY
 (BRIGHT-TIN LEAD 0.00203
 [.000080] MIN THK FOR CONTACTS
 644462-2 THRU 1-644462-4, MATTE
 WHISKER MITIGATED TIN 0.00203(.000080)
 MIN THICKNESS OVER NICKELUNDERPLATE
 FOR 3-644462-2 THRU 4-644462-4)

2 CONTACTS ACCEPT 20 AWG WIRE WITH 2.41[.095] MAX
 INSULATION DIAMETER.

3 CONTACTS MUST ACCEPT 1.14±0.03[.045±.001] SQUARE
 POST AND REMAIN LOCKED IN POSITION.

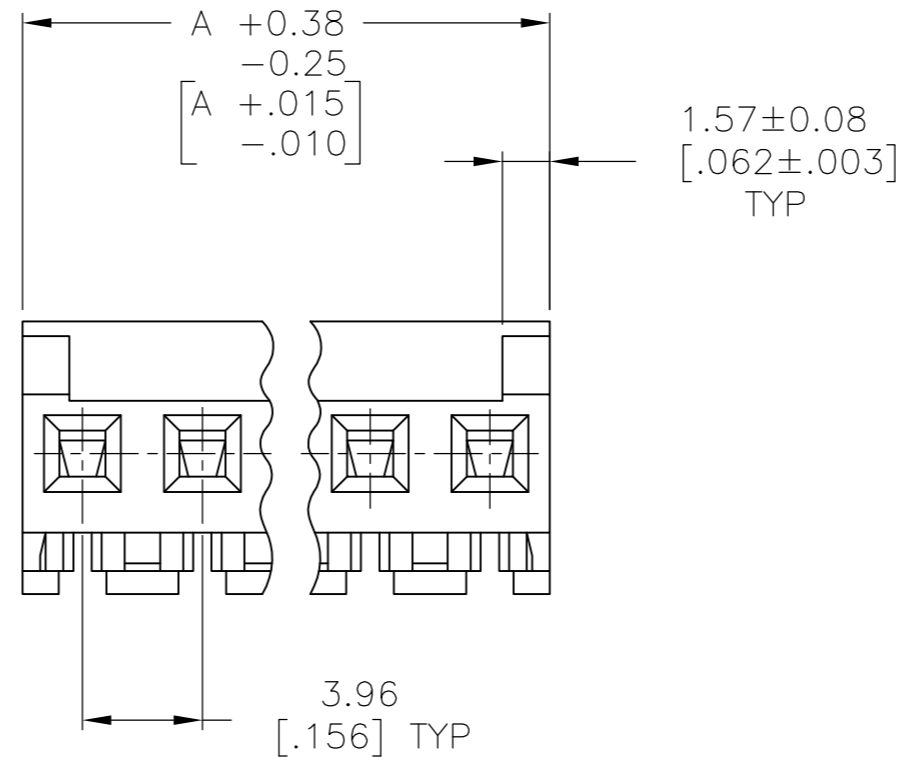
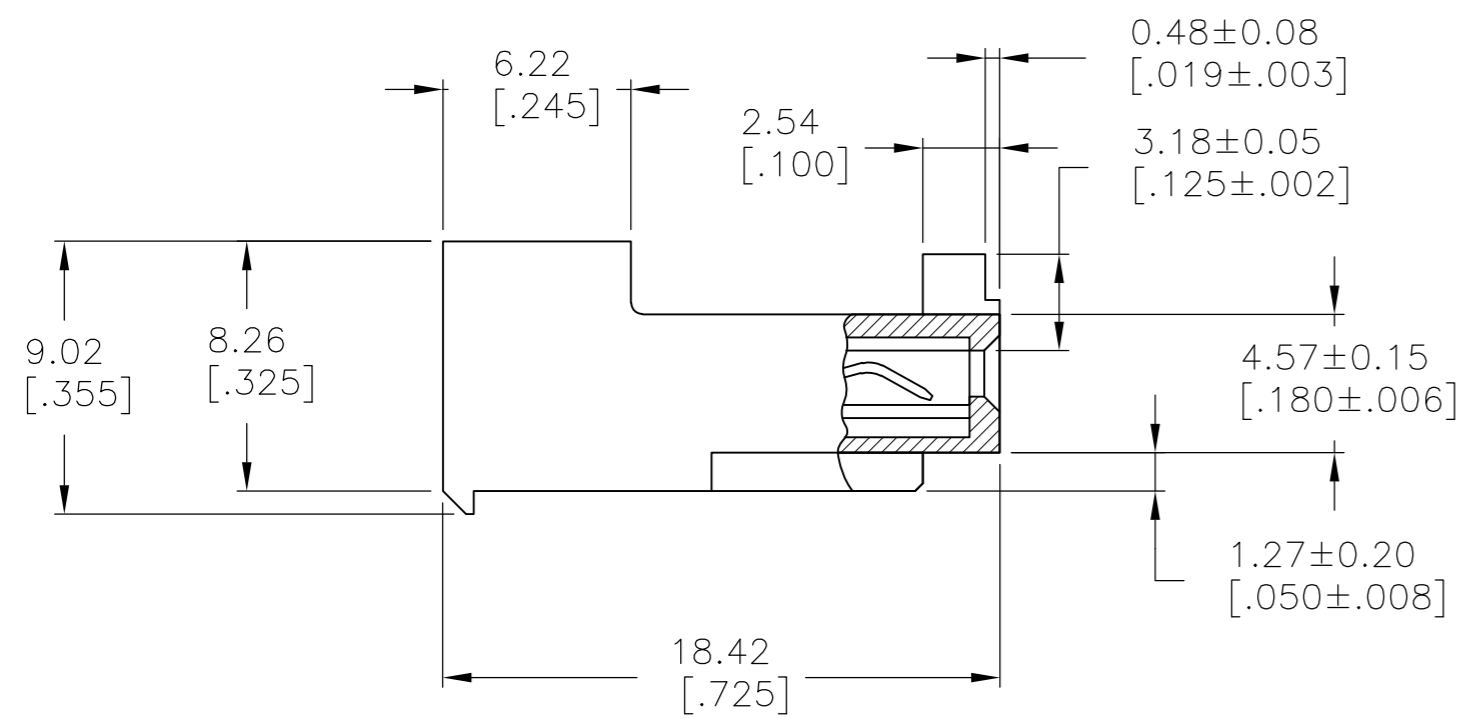
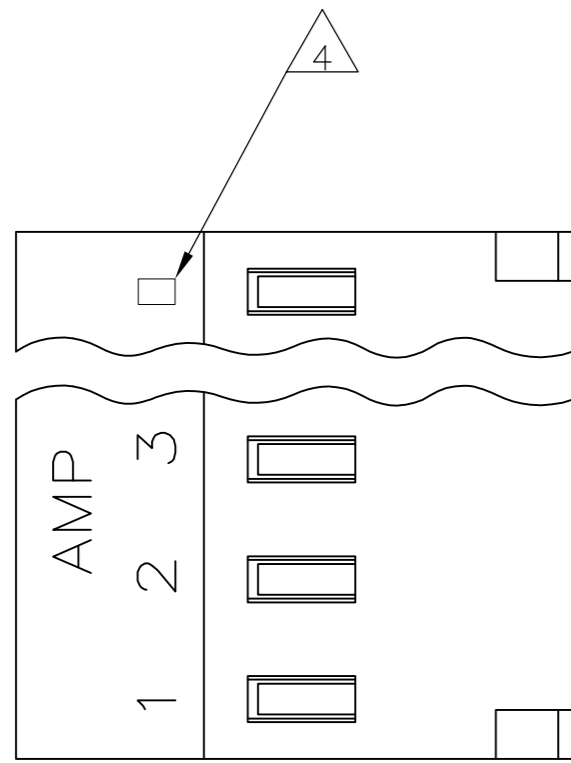
4 IDENTIFICATION NUMBER FOR LAST CIRCUIT MAY
 NOT APPEAR ON ALL ASSEMBLIES.

5 DIMENSIONS IN BRACKETS ARE IN INCHES.

6 HOUSING FEATURES ARE: CLOSED END WITHOUT
 LOCKING RAMP AND WITH POLARIZING TAB.

7 OBSOLETE PARTS: OBSOLETE CIS STREAMLINING PER D.RENAUD/D.SINISI

8 OBSOLETE PARTS



| | | | | |
|---|---------------|-----------------|------------|-----------------------|
| | 55.47 [2.184] | 14 | 4-644462-4 | |
| | 51.51 [2.028] | 13 | 4-644462-3 | |
| | 47.55 [1.872] | 12 | 4-644462-2 | |
| | 43.59 [1.716] | 11 | 4-644462-1 | |
| | 39.62 [1.560] | 10 | 4-644462-0 | |
| | 35.66 [1.404] | 9 | 3-644462-9 | |
| | 31.70 [1.248] | 8 | 3-644462-8 | |
| | 27.74 [1.092] | 7 | 3-644462-7 | |
| | 23.77 [.936] | 6 | 3-644462-6 | |
| | 19.81 [.780] | 5 | 3-644462-5 | |
| | 15.85 [.624] | 4 | 3-644462-4 | |
| | 11.89 [.468] | 3 | 3-644462-3 | |
| | 7.92 [.312] | 2 | 3-644462-2 | |
| 7 | SUPERCEDED | 55.47 [2.184] | 14 | 1-644462-4 |
| 7 | OBSOLETE | 51.51 [2.028] | 13 | 1-644462-3 |
| 7 | SUPERCEDED | 47.55 [1.872] | 12 | 1-644462-2 |
| 7 | SUPERCEDED | 43.59 [1.716] | 11 | 1-644462-1 |
| 7 | SUPERCEDED | 39.62 [1.560] | 10 | 1-644462-0 |
| 7 | SUPERCEDED | 35.66 [1.404] | 9 | 644462-9 |
| 7 | SUPERCEDED | 31.70 [1.248] | 8 | 644462-8 |
| 7 | SUPERCEDED | 27.74 [1.092] | 7 | 644462-7 |
| 7 | SUPERCEDED | 23.77 [.936] | 6 | 644462-6 |
| 7 | SUPERCEDED | 19.81 [.780] | 5 | 644462-5 |
| 8 | SUPERCEDED | 15.85 [.624] | 4 | 644462-4 |
| 7 | SUPERCEDED | 11.89 [.468] | 3 | 644462-3 |
| 8 | SUPERCEDED | 7.92 [.312] | 2 | 644462-2 |
| | DIM A | NO. OF CIRCUITS | PART NO. | |

| | | | | |
|--|--|-------------------------------|---|---------------|
| THIS DRAWING IS A CONTROLLED DOCUMENT. | | DWN B. LEWIS 12FEB91 | TE Connectivity | |
| DIMENSIONS: mm [INCHES] | | CHK R. SWING 12FEB91 | MTA 156 CONNECTOR ASSEMBLY, 20 AWG, STANDARD | |
| TOLERANCES UNLESS OTHERWISE SPECIFIED: | | APVD D.R. CLARK 20FEB91 | NAME | |
| 0 PLC ± - | | PRODUCT SPEC | 108-1051 | |
| 1 PLC ± - | | APPLICATION SPEC | 114-1020 | |
| 2 PLC ± - | | WEIGHT | SIZE | CAGE CODE |
| 3 PLC ± - | | | A2 | 00779 |
| 4 PLC ± - | | | SCALE | DRAWING NO |
| ANGLES ± - | | | 4:1 | C=644462 |
| FINISH | | | SHEET | RESTRICTED TO |
| 1 | | | 1 OF 1 | - |
| 1 | | CUSTOMER DRAWING | | REV E |

单击下面可查看定价，库存，交付和生命周期等信息

[>>TE Connectivity\(泰科\)](#)