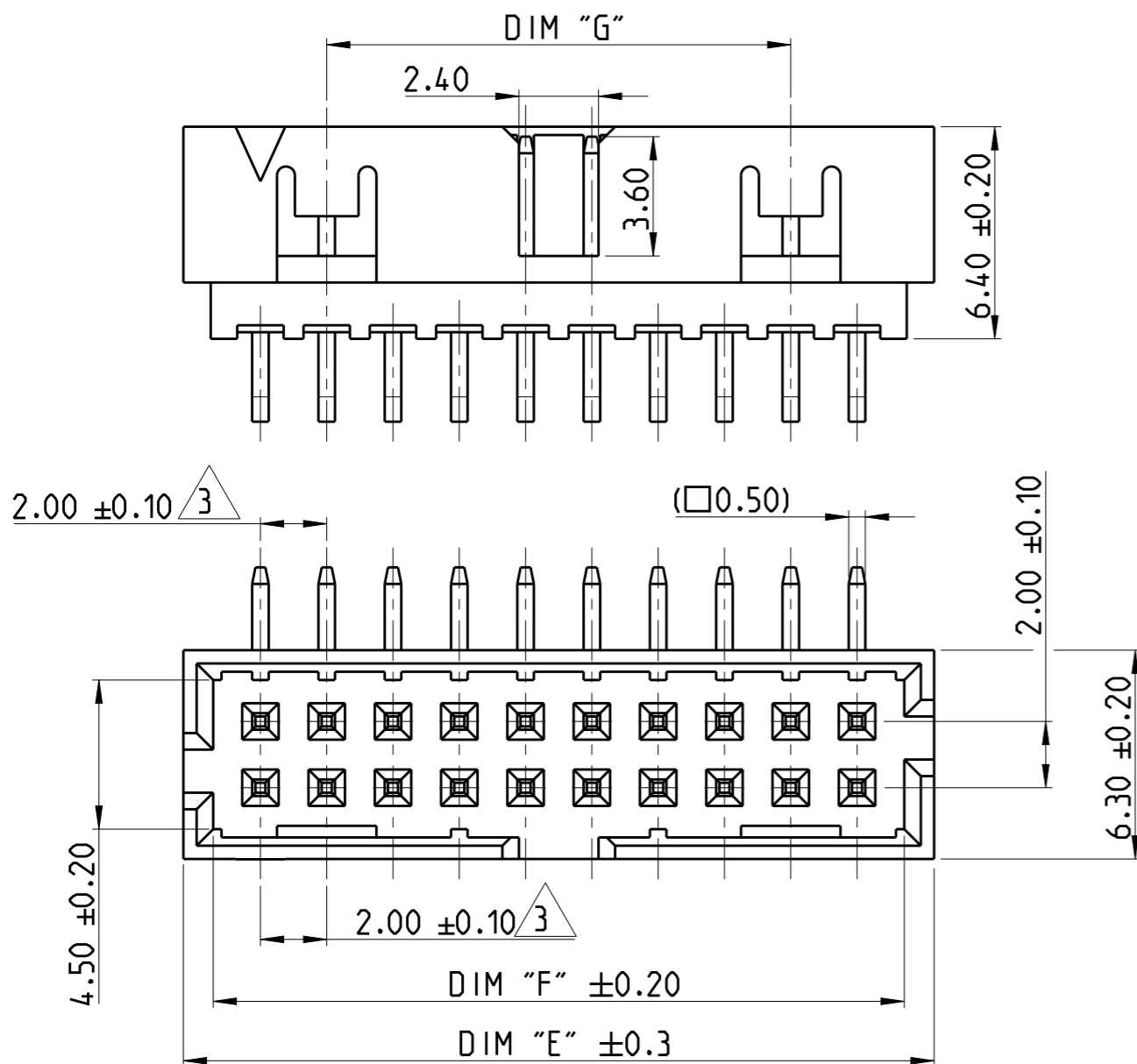


P	LTR	DESCRIPTION	DATE	DWN	APVD
A		RELEASE TO PRODUCTION	29NOV2019	AY	PS

NOTES:

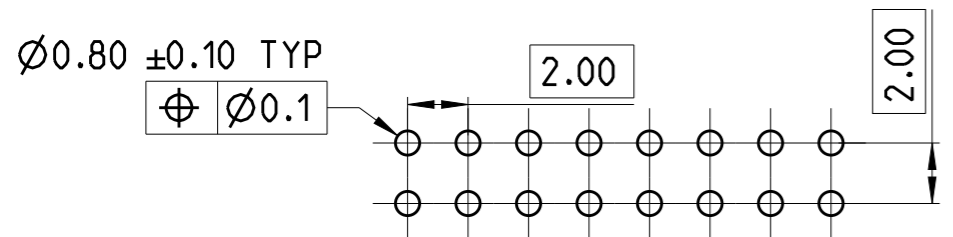
- MATERIAL
HOUSING : HIGH TEMPERATURE THERMOPLASTIC, UL94-V0; COLOR- BLACK
CONTACT PIN : COPPER ALLOY
FINISH :
MATING SIDE : MIN. 0.1 μm GOLD OVER NICKEL UNDER PLATING.
SOLDER SIDE : MIN. 2.0 μm TIN OVER NICKEL UNDER PLATING.
 - PACKAGING: TUBE.
- △ TOLERANCE NOT CUMULATIVE.



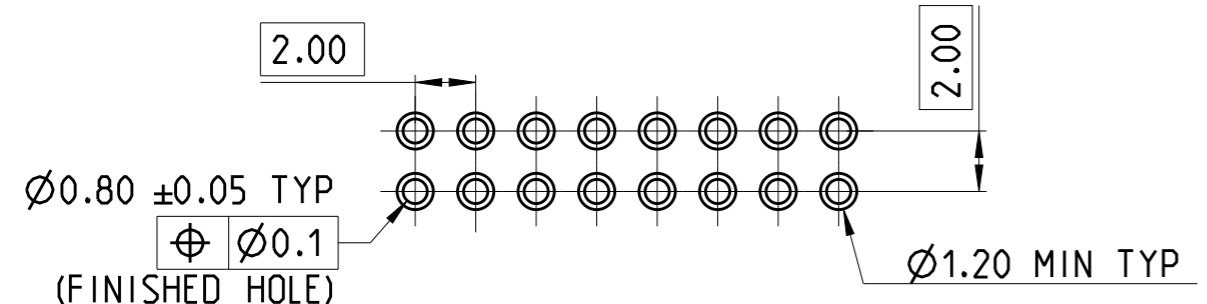
2-2842248-0 AS SHOWN

CONTACT PIN	2
HOUSING	1
DESCRIPTION	ITEM NO.

DIM "G"	DIM "F"	DIM "E"	POS.	TE PN
44	50.85	52.65	50	5-2842248-0
38	44.85	46.65	44	4-2842248-4
34	40.85	42.65	40	4-2842248-0
28	34.85	36.65	34	3-2842248-4
24	30.85	32.65	30	3-2842248-0
20	26.85	28.65	26	2-2842248-6
18	24.85	26.65	24	2-2842248-4
14	20.85	22.65	20	2-2842248-0
10	16.85	18.65	16	1-2842248-6
8	14.85	16.65	14	1-2842248-4



RECOMMENDED PCB HOLE PATTERN FOR THROUGH HOLE WAVE



RECOMMENDED PCB HOLE PATTERN FOR THROUGH HOLE REFLOW/PIN-IN-PASTE

THIS DRAWING IS A CONTROLLED DOCUMENT.

DIMENSIONS:	TOLERANCES UNLESS OTHERWISE SPECIFIED:	DWN	16AUG2019
mm	0 PLC ±	SUBHASREE S	
	1 PLC ±0.25	CHK	19AUG2019
	2 PLC ±	KARTHIK JK	
	3 PLC ±	APVD	19AUG2019
	4 PLC ±	PRASHANTH S	
	ANGLES ±°	PRODUCT SPEC	108-64040
MATERIAL	FINISH	APPLICATION SPEC	114-32259
SEE NOTES	SEE NOTES	WEIGHT	-

		NAME	
		AMPMODU 2mm SHROUDED HEADER, DUAL ROW, RIGHT ANGLE, 0.1 Au, TUBE	
SIZE	CAGE CODE	DRAWING NO	RESTRICTED TO
A3	00779	C-2842248	-
CUSTOMER DRAWING		SCALE	SHEET
		5:1	1 OF 1
		REV	A

单击下面可查看定价，库存，交付和生命周期等信息

[>>TE Connectivity\(泰科\)](#)