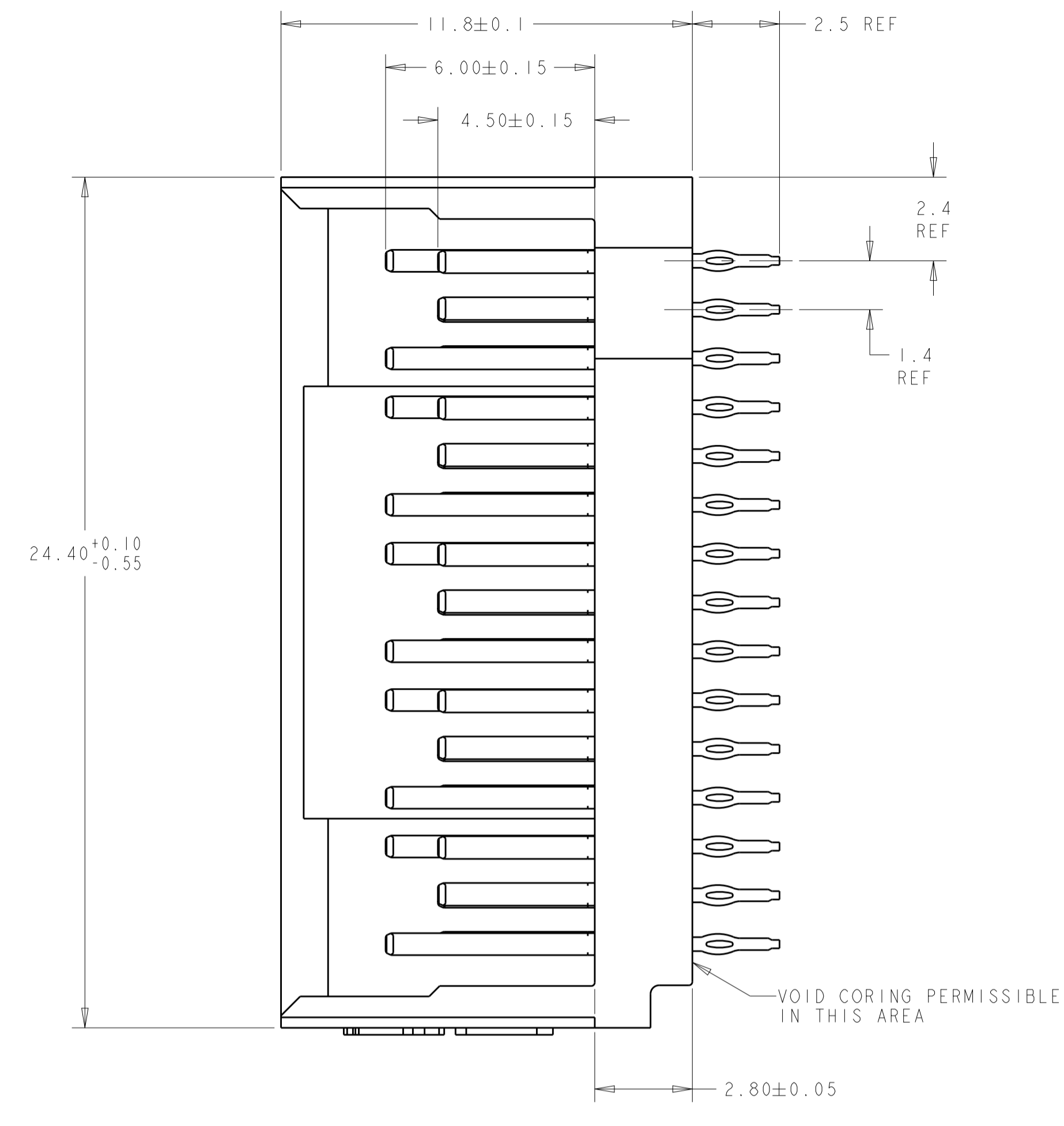
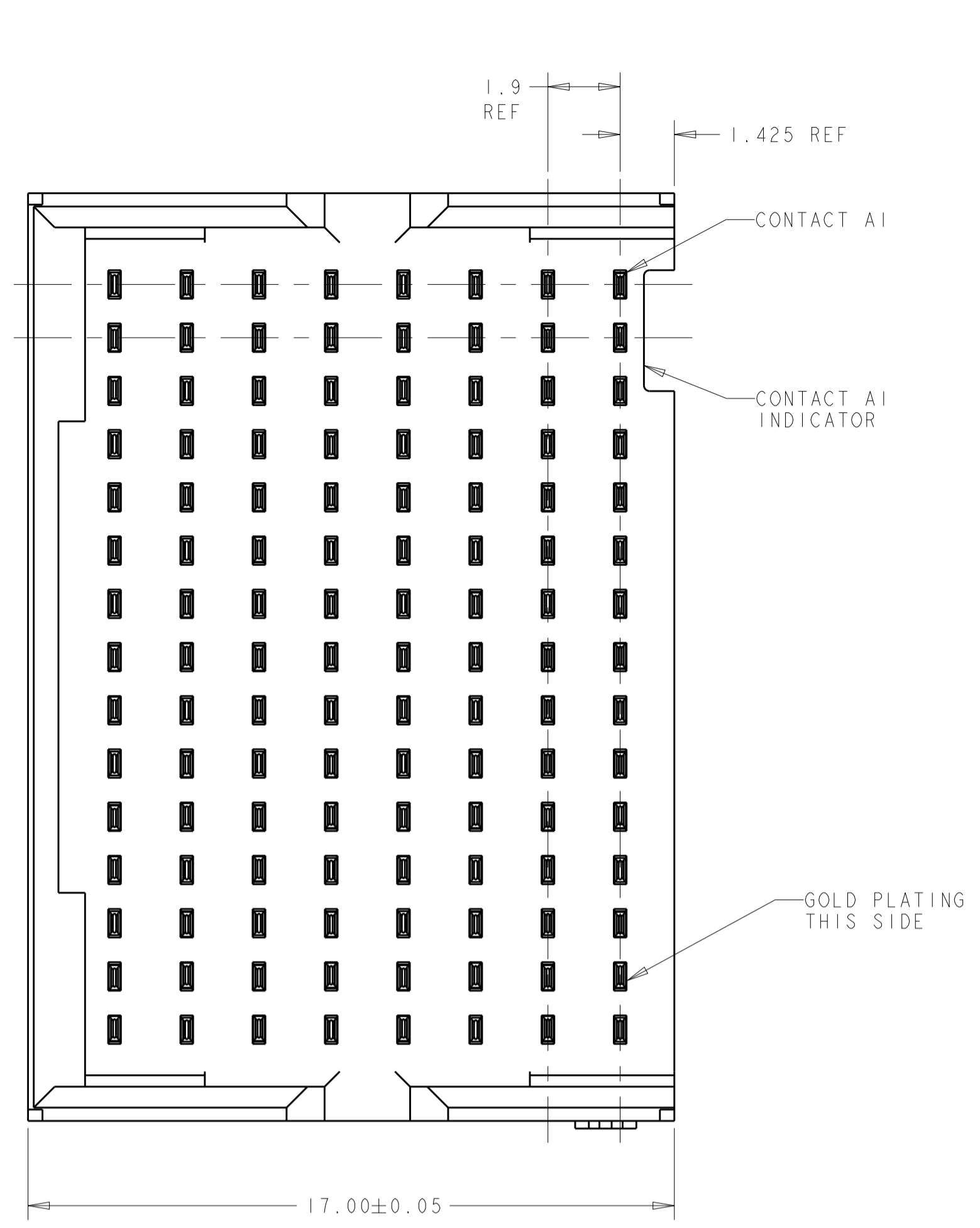
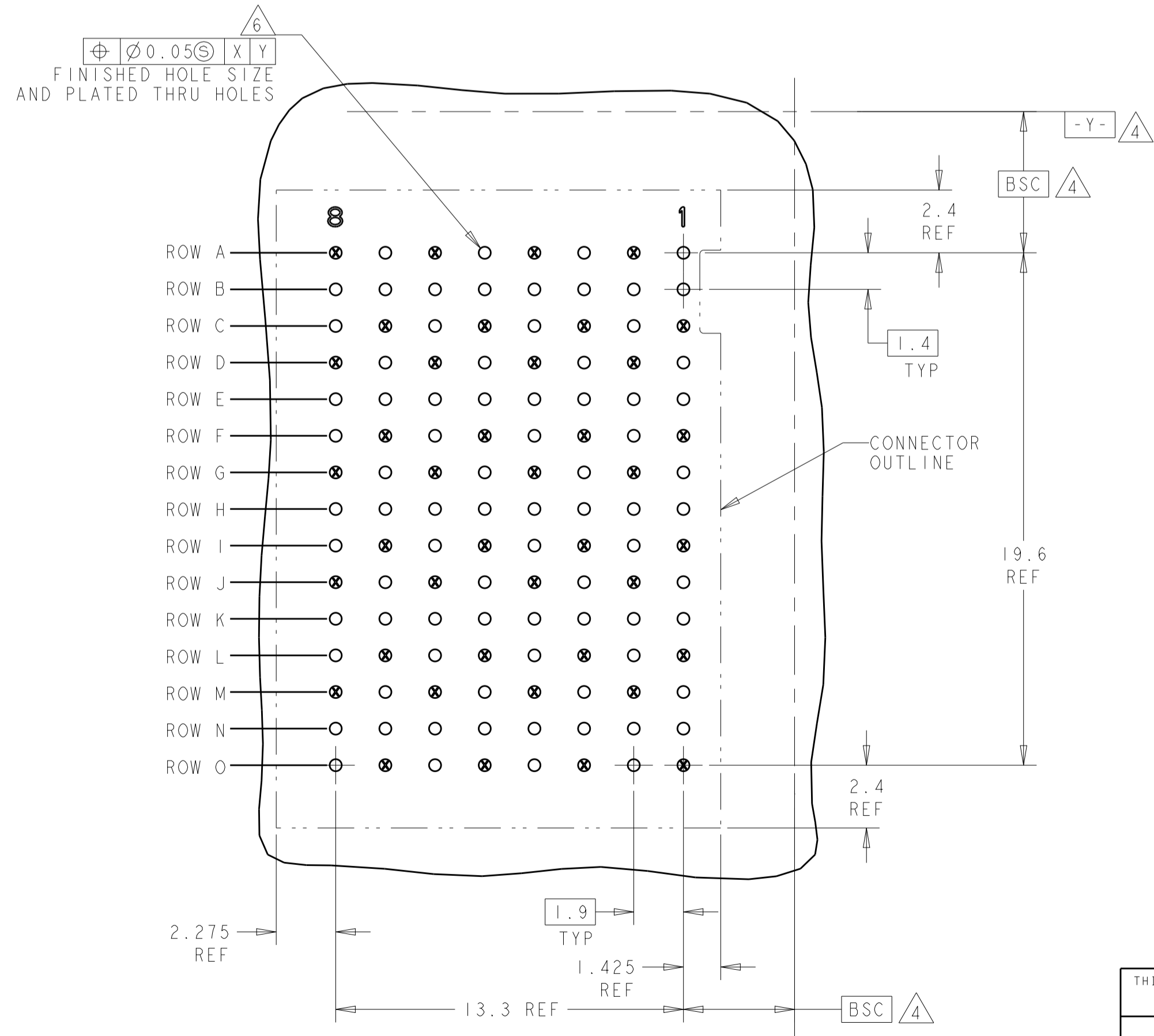
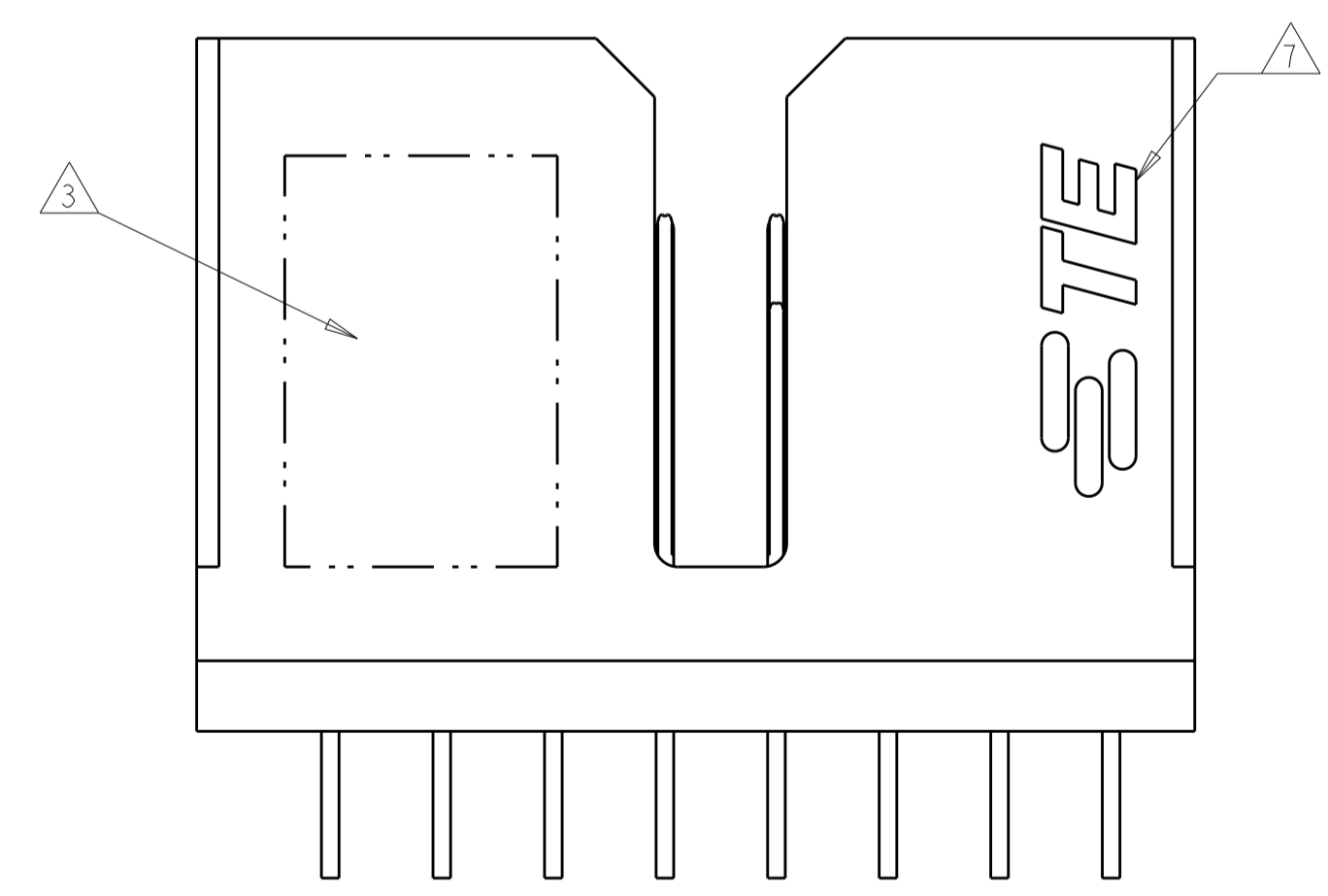


LOC		DIST		REVISIONS			
P	LTN	DESCRIPTION	DATE	DWN	APVD		
F		REVISED PER ECO-13-010626	31JUL2013	KH	RP		
G		REVISED PER ECO-19-009248	28JUN2019	AP	SY		



- △ MATERIAL:
CONTACT - PHOS BRONZE
HOUSING - LCP, UL 94V-0, COLOR - BLACK
- △ FINISH:
CONTACT AREA FINISH CONFORMS TO THE REQUIREMENTS OF TE PRODUCT SPECIFICATION 108-2303; BASED ON TELCORDIA GR-1217-CORE FOR SYSTEM QUALITY LEVEL III APPLICATIONS IN CONTROLLED ENVIRONMENTS (CENTRAL OFFICE).
COMPLIANT PIN AREA- 0.5µm MIN MATTE TIN OVER 1.27µm MIN NICKEL.
- △ CONNECTOR MARKED WITH PART NUMBER, DATE CODE AND STANDARD IN APPROXIMATE AREA SHOWN
- △ DATUMS AND BASIC DIMENSIONS ESTABLISHED BY CUSTOMER.
- 5. CONTACT AREA LUBRICATED WITH BELLCORE APPROVED LUBRICANT. TECHNICAL REFERENCE GR-1217-CORE, ISSUE 1, NOVEMBER 1995.
- △ REFERENCE APPLICATION SPEC 114-13202 FOR RECOMMENDED PLATED THRU HOLE DIAMETER AND PLATING THICKNESSES.
- △ SHOWN LOGO OR OTHER TE OWNED LOGOS IN APPROXIMATE AREA.



○ = SIGNAL
 ⊗ = GROUND
 RECOMMENDED PC BOARD LAYOUT BACKPLANE, COMPONENT SIDE SHOWN
 SCALE 6:1

1934273-1
 PART NUMBER

THIS DRAWING IS A CONTROLLED DOCUMENT.		DWN S. MAGARO 03MAY2007	TE Connectivity
DIMENSIONS: mm		CHK W. DAVIS 03MAY2007	
TOLERANCES UNLESS OTHERWISE SPECIFIED:		APVD R. PATTERSON 27AUG2007	NAME: HEADER ASSEMBLY, RIGHT WALL, 5 PAIR, 8 COLUMN TinMan
0 PLC ± 1 PLC ± 2 PLC ± 3 PLC ± 4 PLC ± ANGLES ±		PRODUCT SPEC	
MATERIAL		APPLICATION SPEC	SIZE CAGE CODE DRAWING NO
FINISH		WEIGHT	A100779C=1934273
CUSTOMER DRAWING		SCALE 8:1	SHEET 1 OF 1 REV G

单击下面可查看定价，库存，交付和生命周期等信息

[>>TE Connectivity\(泰科\)](#)