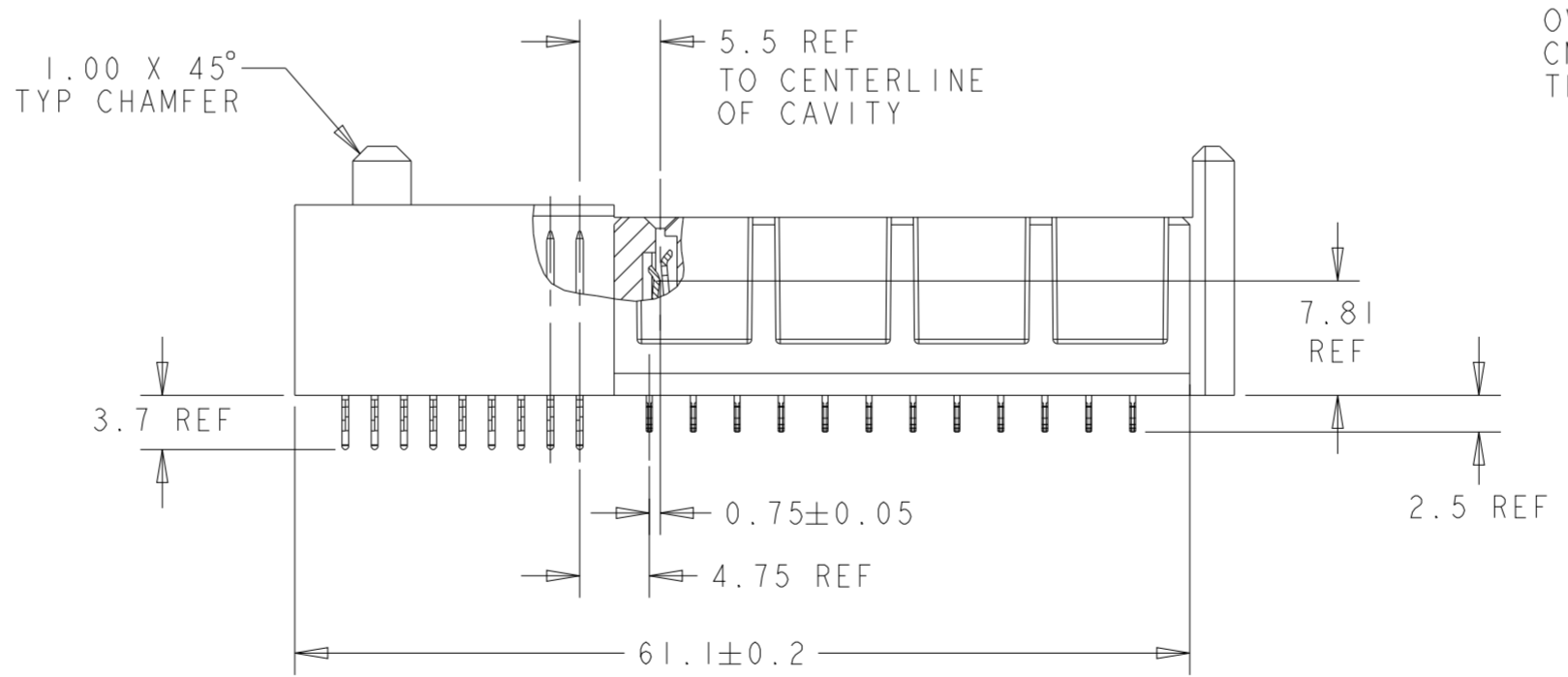
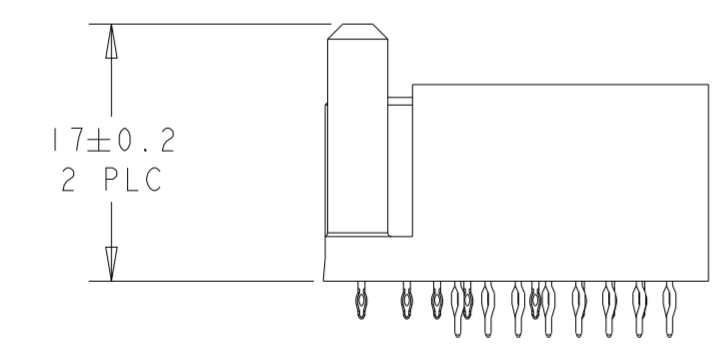
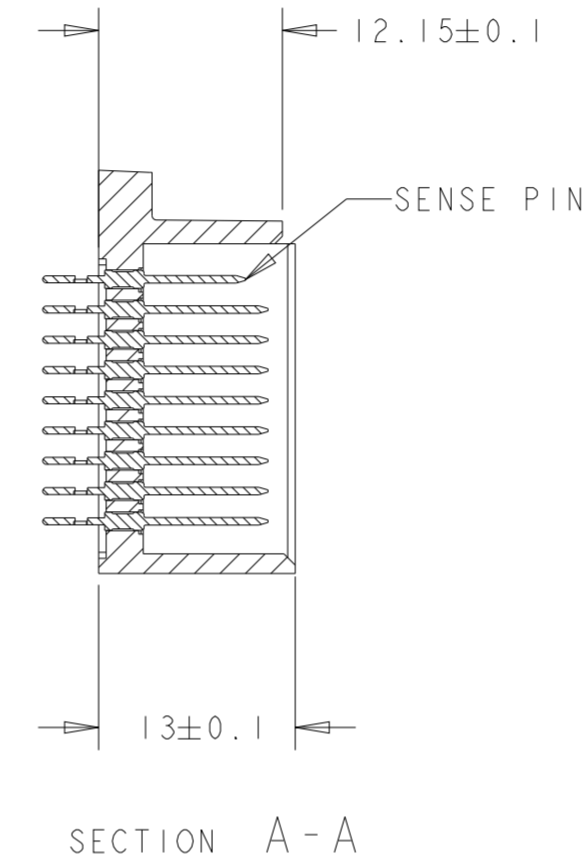
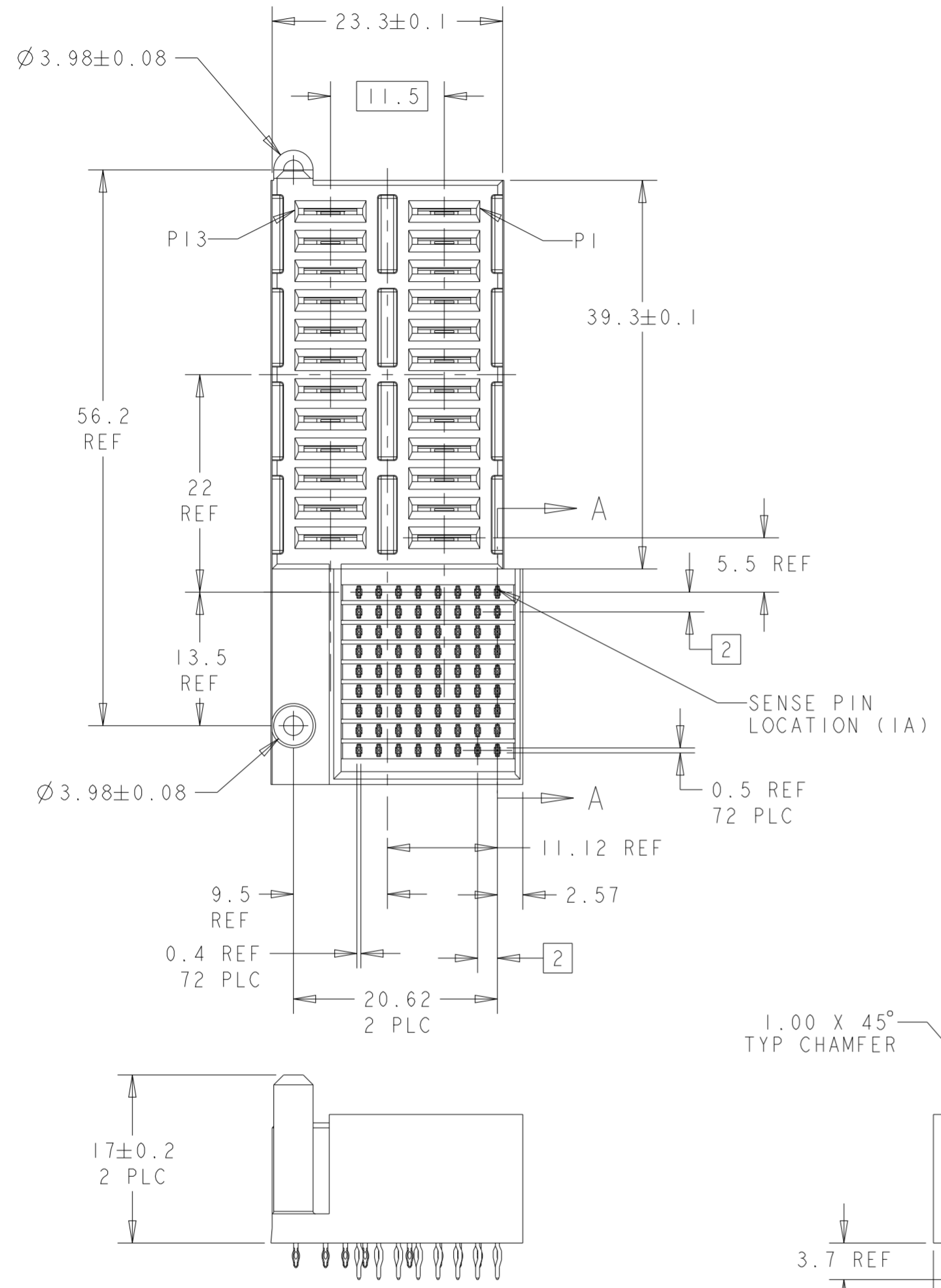


THIS DRAWING IS UNPUBLISHED. RELEASED FOR PUBLICATION 20
 © COPYRIGHT 20 BY TYCO ELECTRONICS CORPORATION. ALL RIGHTS RESERVED.

LOC	DIST	REVISIONS			
P	LTR	DESCRIPTION	DATE	DWN	APVD
CG	00				
	10	OBSOLETE PART - 1	11MAY2021	CZ	SH



- 1 PCB HOLE DIM:
 DRILLED HOLE = 0.700 ±0.02 mm
 FINISHED HOLE = 0.600 mm REF
 Cu THICKNESS = 0.025-.050 mm WITH EITHER
 HASL Sn Pb = 0.004-0.015 mm OR
 IMMERSION Sn = 0.0005 mm MIN OR
 OSP = 0.0002-0.0005 mm OR
 IMMERSION Ag = 0.0001 mm
 OR
 DRILLED HOLE = 0.73 ±0.02 mm
 FINISHED HOLE = 0.65 mm REF
 Cu THICKNESS = 0.025-.050 mm WITH
 IMMERSION Au/Ni = 0.0001-0.0005 Au OVER 0.004-0.005 Ni
- 2 MATERIAL ;
 HOUSING - GLASS FILLED POLYESTER
 CONTACTS - COPPER ALLOY
- 3 FINISH: MATING AREA - MEETS PERFORMANCE REQUIREMENTS OF PICMG MICTO TCA.0 DRAFT SPECIFICATION. COMPLIANT PIN AREA - 0.5 um TIN-LEAD OVER 1.27 um MIN NICKEL.
4. CONNECTOR MARKED WITH PART NUMBER AND DATE CODE.
- 5 DATUMS AND BASIC DIMENSIONS ESTABLISHED BY CUSTOMER.
6. CONTACT AREA LUBRICATED WITH BELLCORE APPROVED LUBRICANT. TECHNICAL REFERENCE GR-1217-CORE, ISSUE 1, NOVEMBER 1995.
- 7 GROUND CONTACT POSITIONS P4 THRU P11 MATE FIRST.
- 8 FINISH: MATING AREA - MEETS PERFORMANCE REQUIREMENTS OF PICMG MICTO TCA.0 DRAFT SPECIFICATION. COMPLIANT PIN AREA - 0.5 um TIN OVER 1.27 um MIN NICKEL.
- 9 FINISH: MATING AREA: GOLD PLATE, 1.27UM MIN THK, OVER NICKEL 1.27 um MIN THK
 COMPLIANT PIN AREA - 0.5 um TIN-LEAD OVER 1.27 um MIN THK NICKEL.

TIN-LEAD 9	1469920-3
TIN 8	1469920-2
TIN 8	1469920-1
COMPLIANT TAIL PLATING	PART NUMBER

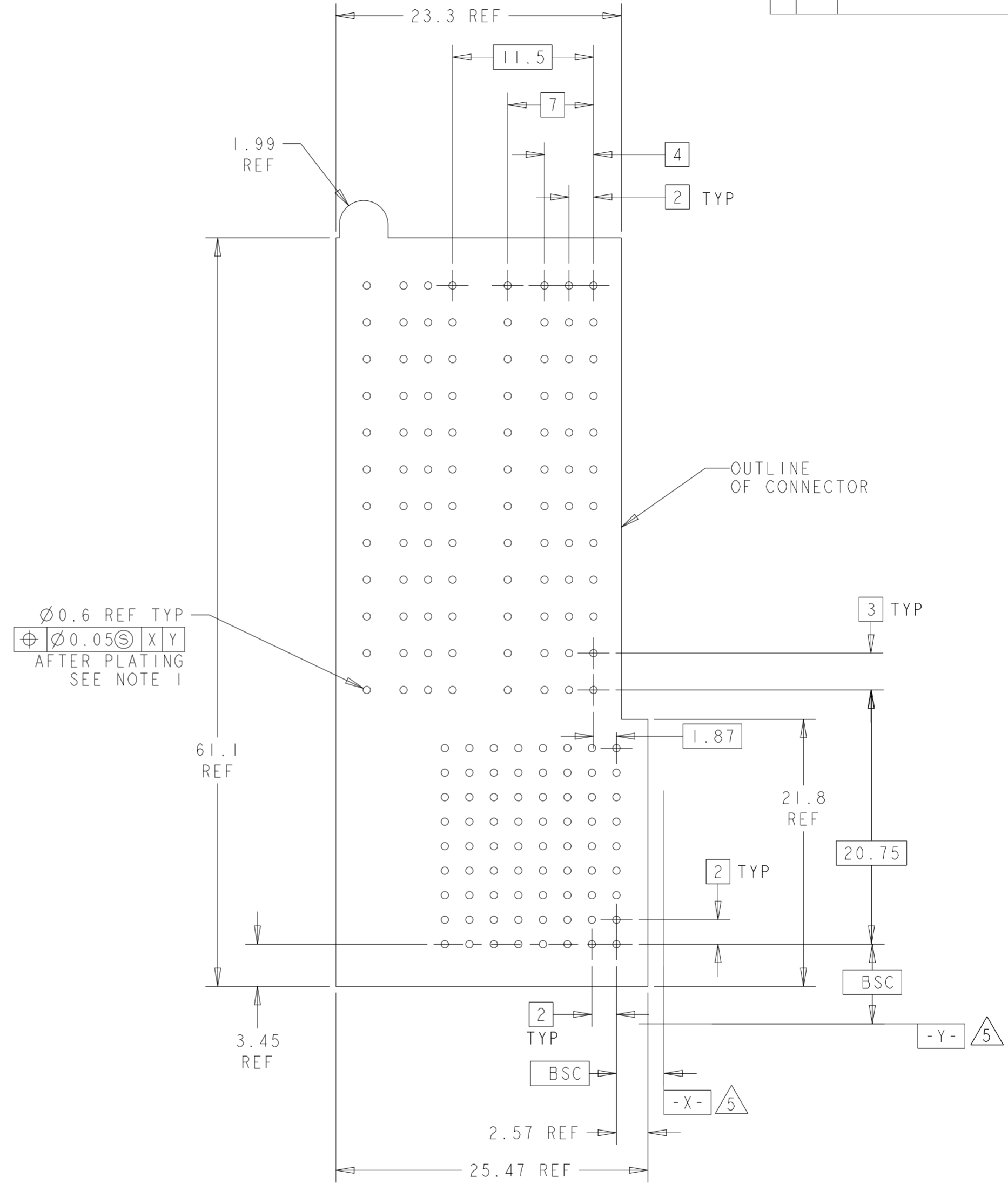
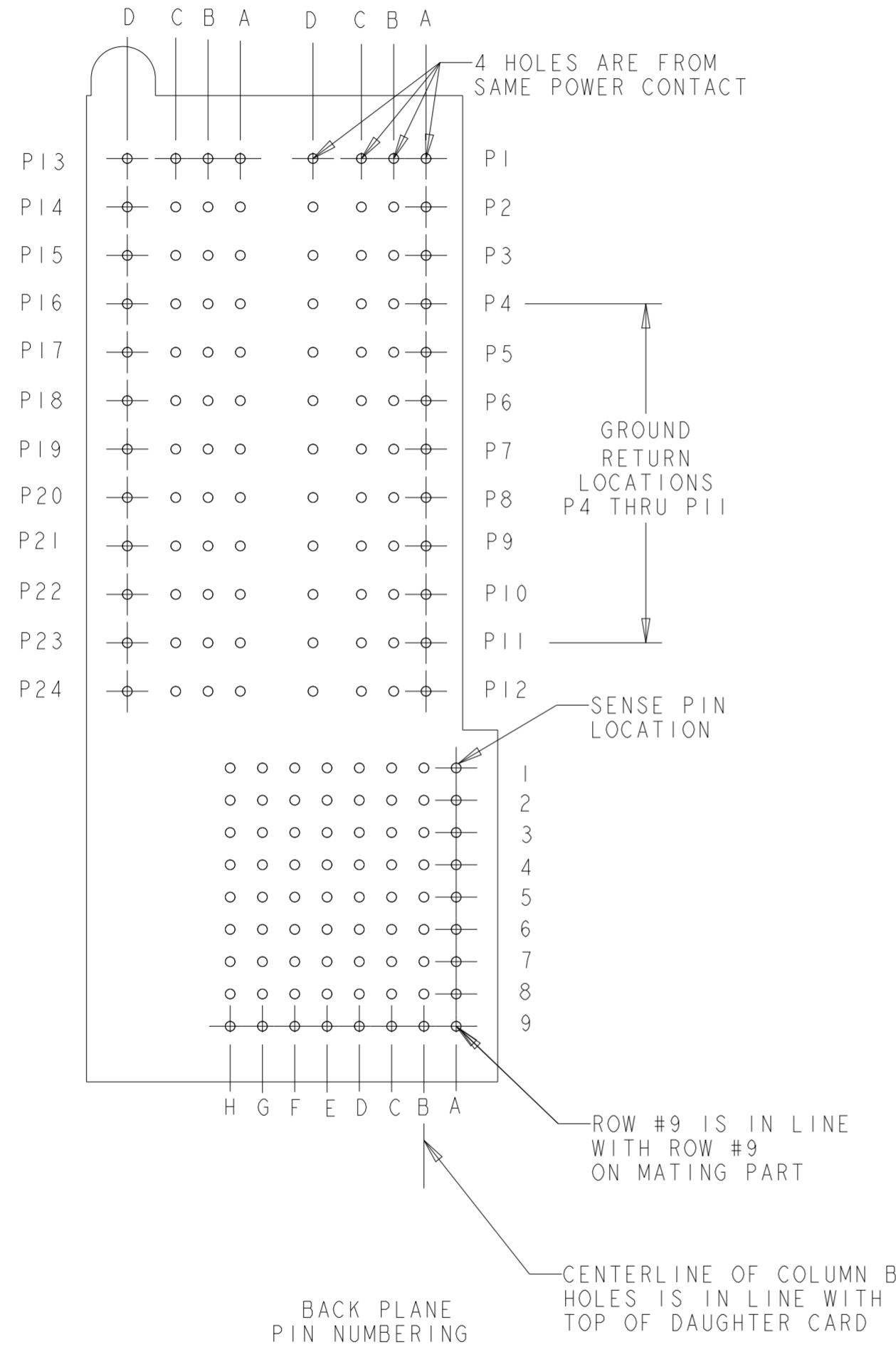
THIS DRAWING IS A CONTROLLED DOCUMENT FOR TYCO ELECTRONICS CORPORATION. IT IS SUBJECT TO CHANGE AND THE CONTROLLING ENGINEERING ORGANIZATION SHOULD BE CONTACTED FOR THE LATEST REVISION.

DIMENSIONS:	TOLERANCES UNLESS OTHERWISE SPECIFIED:	DWN	25 JAN 06	Tyco Electronics Harrisburg, PA 17105-3608
mm	0 PLC ±0.1 1 PLC ±0.1 2 PLC ±0.13 3 PLC ±0.013 4 PLC ±0.0001	CHK	-	
	ANGLES ±1	APVD	-	
MATERIAL	FINISH	PRODUCT SPEC	-	

NAME	MINIPAK HD POWER/SIGNAL CONNECTOR PRESS FIT TAIL VERSION
SIZE	A2
CAGE CODE	00779
DRAWING NO	C-1469920
RESTRICTED TO	
CUSTOMER DRAWING	SCALE 2:1
SHEET 1	OF 2
REV 10	

THIS DRAWING IS UNPUBLISHED. RELEASED FOR PUBLICATION 20
 © COPYRIGHT 20 BY TYCO ELECTRONICS CORPORATION. ALL RIGHTS RESERVED.

LOC	DIST	REVISIONS					
CG	00	P	LTR	DESCRIPTION	DATE	DWN	APVD
		-		SEE SHEET 1	-	-	-



THIS DRAWING IS A CONTROLLED DOCUMENT FOR TYCO ELECTRONICS CORPORATION. IT IS SUBJECT TO CHANGE AND THE CONTROLLING ENGINEERING ORGANIZATION SHOULD BE CONTACTED FOR THE LATEST REVISION.		DWN D. SZCZESNY	25 JAN 06	Tyco Electronics Harrisburg, PA 17105-3608	
DIMENSIONS: mm	TOLERANCES UNLESS OTHERWISE SPECIFIED: 0 PLC ±0.1 1 PLC ±0.1 2 PLC ±0.13 3 PLC ±0.013 4 PLC ±0.0001 ANGLES ±1	CHK -	APVD -	NAME MINIPAK HD POWER/SIGNAL CONNECTOR PRESS FIT TAIL VERSION	
MATERIAL - 1	FINISH -	PRODUCT SPEC -	APPLICATION SPEC -	SIZE A200779	CAGE CODE C-1469920
CUSTOMER DRAWING		WEIGHT -	SCALE 2:1	SHEET 2	REV 10

单击下面可查看定价，库存，交付和生命周期等信息

[>>TE Connectivity\(泰科\)](#)