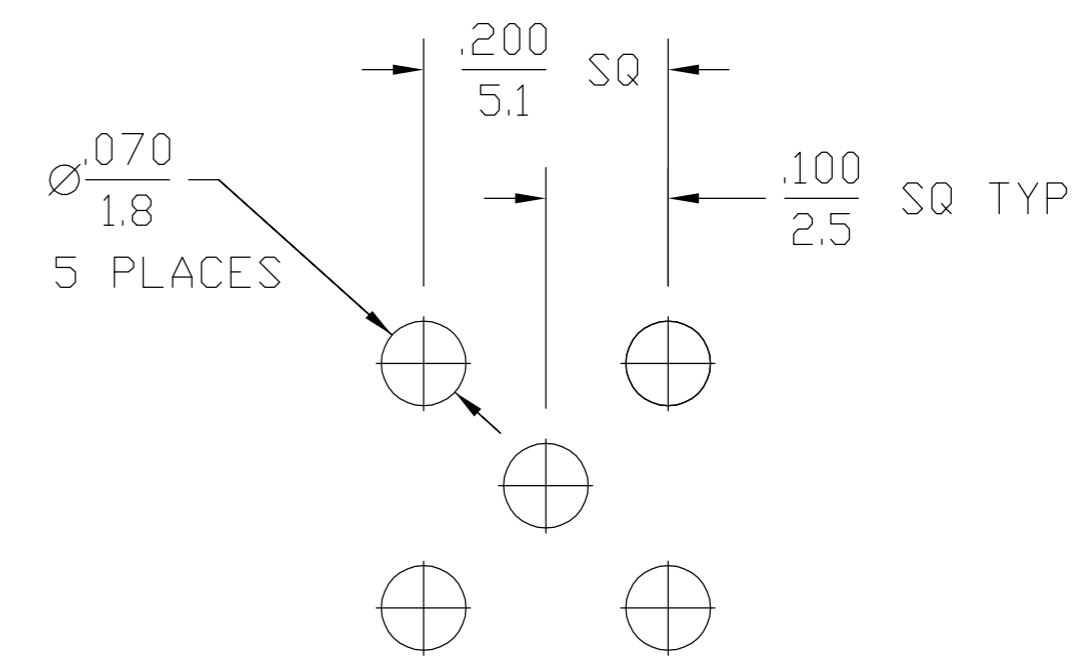
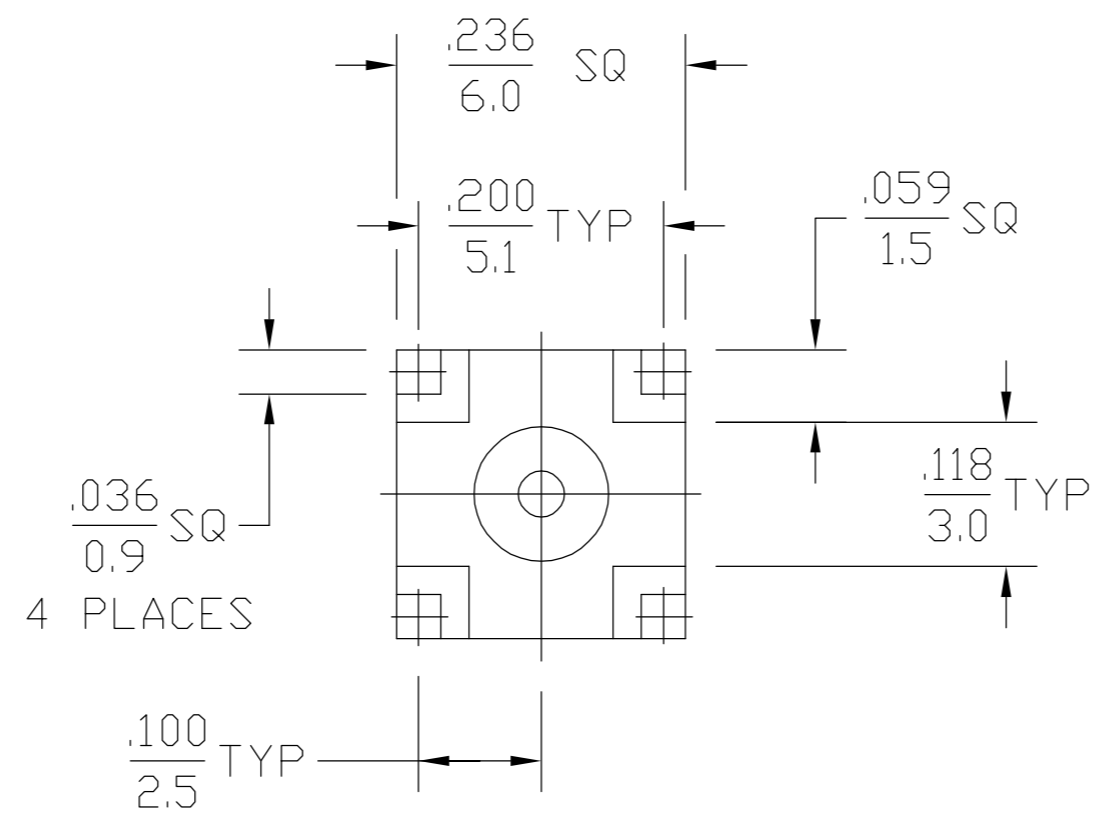
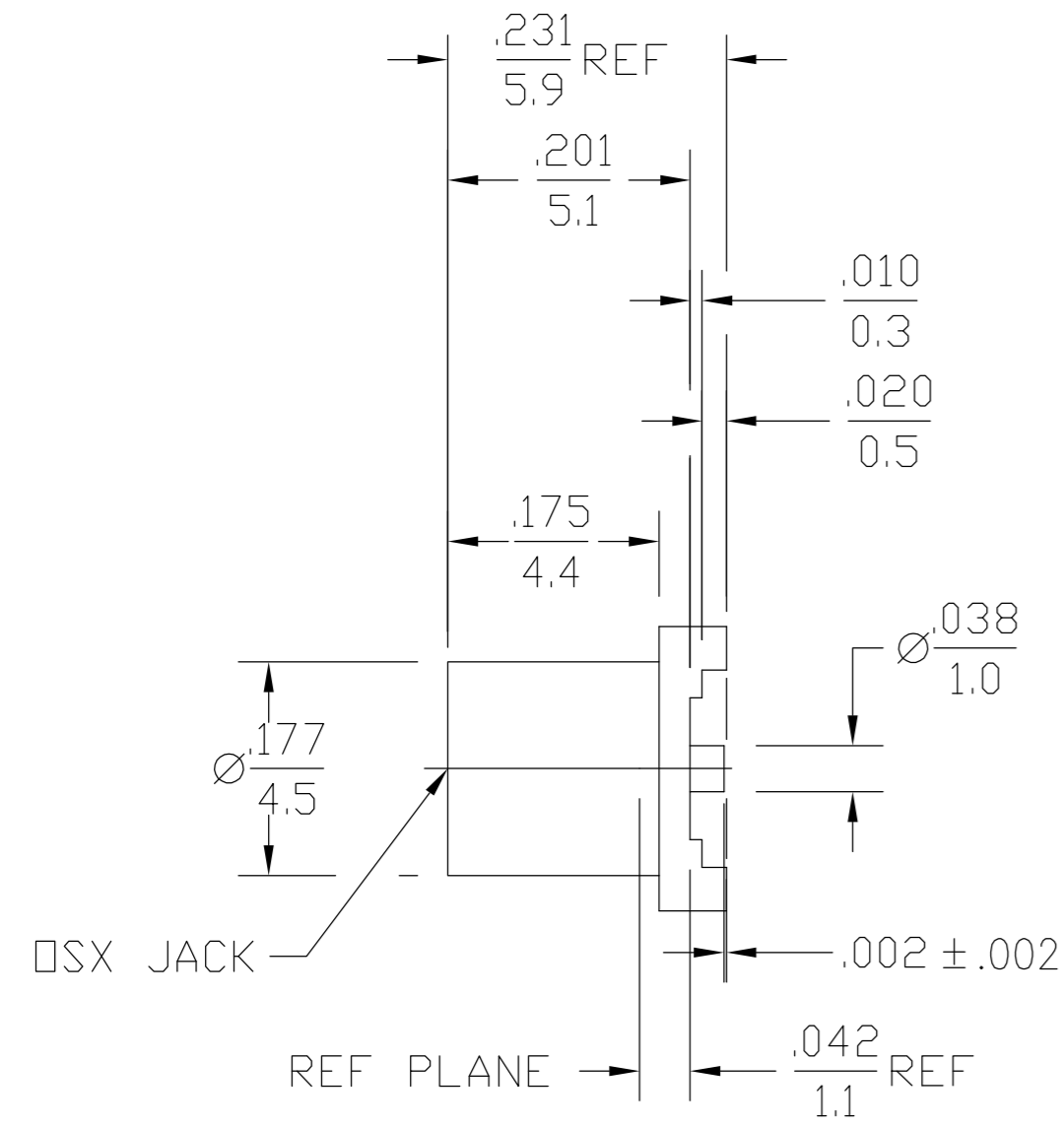


THIS DRAWING IS UNPUBLISHED. RELEASED FOR PUBLICATION
 © COPYRIGHT BY TYCO ELECTRONICS CORPORATION. ALL RIGHTS RESERVED.

LOC		DIST		REVISIONS					
AJ		00		P	LTR	DESCRIPTION	DATE	DWN	APVD
				B		REV PER ECO 06-016771	1/17/2007	DW	KW

.XXX = in
 XX.X = mm (REF)



RECOMMENDED MOUNTING
 DETAIL

ELECTRICAL	MECHANICAL	ENVIRONMENTAL	HOUSING	DIELECTRIC	CENTER CONTACT	COMPONENT	MATERIAL	FINISH
Nominal Impedance (Ohms) <u>50</u> Frequency Range (GHz) <u>DC TO 6.0</u> Voltage Rating (VRMS MAX) <u>335 @ Sea level</u> VSWR <u>N/A</u> Insertion Loss <u>N/A</u> Corona, 70,000 Ft (VRMS MIN) <u>250</u> D.W.V. (VRMS MIN) <u>1000</u> Contact Resistance Center Contact (Milliohms MAX) <u>5.0</u> Outer Contact (Milliohms MAX) <u>1.0</u> RF High Potential (VRMS MIN @ 5 MHz) <u>670</u> I.R. (Megohms Min) <u>10,000</u>	Force to Engage: (Lbs) <u>3.4 MAX</u> Force to Disengage: (Lbs) <u>1.77 MIN - 4.5 MAX</u> Center Contact Captivation: Axial <u>4.5lbs @ 1 minute</u> with <u>.006"</u> displacement This connector will withstand infrared, vapor phase and convection oven environments during standard surface mount soldering	Operating Temp <u>-65°C TO +165°C</u> Vibration <u>MIL-STD-202, Method 204,</u> Condition <u>B</u> Thermal shock <u>MIL-STD-202, Method 107,</u> Condition <u>B</u> Moisture Resistance <u>MIL-STD-202, Method 106 ,</u> Corrosion <u>MIL-STD-202,</u> Method <u>101, Condition B,</u> <u>48 Hrs</u>	BRASS PER ASTM-B-16, HALF HARD TFE FLUOROCARBON PER ASTM-D-1457 BERYLLIUM COPPER PER ASTM-B-196 OR ASTM-B-197, ALLOY C17300, CONDITION H	GOLD PLATE PER MIL-G-45204 N/A GOLD PLATE PER MIL-G-45204	UNLESS OTHERWISE SPECIFIED DIMENSIONS ARE IN INCHES TOLERANCE ON FRAC. DEC. ANGLES ± 1/64 ± .005 ± 1'	THIS DRAWING IS A CONTROLLED DOCUMENT. DIMENSIONS: INCHES TOLERANCES UNLESS OTHERWISE SPECIFIED: 0 PLC ± - 1 PLC ± - 2 PLC ± - 3 PLC ± - 4 PLC ± - ANGLES ± - FINISH	BRASS PER ASTM-B-16, HALF HARD TFE FLUOROCARBON PER ASTM-D-1457 BERYLLIUM COPPER PER ASTM-B-196 OR ASTM-B-197, ALLOY C17300, CONDITION H	GOLD PLATE PER MIL-G-45204 N/A GOLD PLATE PER MIL-G-45204

THIS DRAWING IS A CONTROLLED DOCUMENT.		DWN RDP 3/12/97	tyco Electronics		Tyco Electronics Corporation Harrisburg, PA 17105-3608	
NAME		OSX PRINTED WIRING BOARD		RESTRICTED TO		
PRODUCT SPEC		JACK RECEPTACLE STRAIGHT TERMINAL		-		
APPLICATION SPEC		SIZE	CAGE CODE	DRAWING NO	REV	
WEIGHT		A2	00779	C=1061001	B	
CUSTOMER DRAWING		SCALE	5:1	SHEET	1 of 1	

单击下面可查看定价，库存，交付和生命周期等信息

[>>TE Connectivity\(泰科\)](#)