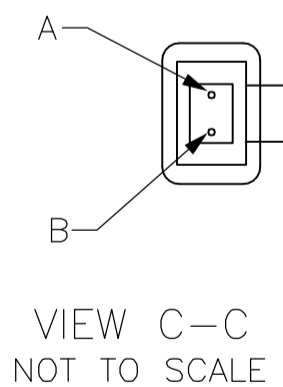
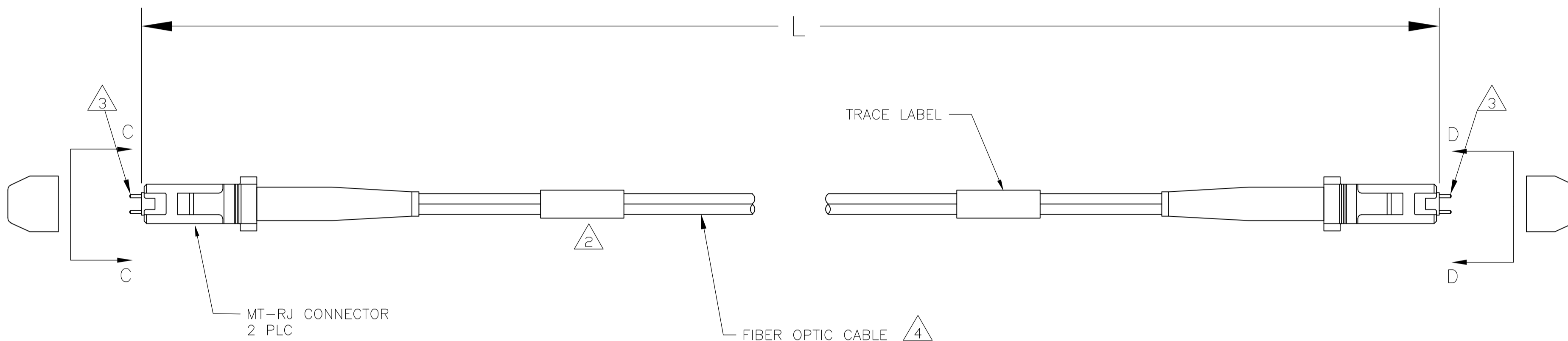


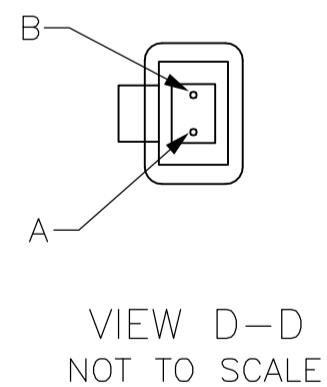
THIS DRAWING IS UNPUBLISHED. RELEASED FOR PUBLICATION  
 © COPYRIGHT BY TYCO ELECTRONICS CORPORATION. ALL RIGHTS RESERVED.

LOC	DIST	REVISIONS			
P	LTR	DESCRIPTION	DATE	OWN	APVD
CE	17	A	RELEASED	23JAN06	KH DLF

- CONNECTOR LOSS: 0.50dB MAX.
- △ LABEL WILL CONTAIN THE FOLLOWING INFORMATION:  
 "62.5/125" FOR -1 & -4 PARTS.  
 "50/125" FOR -2 & -5 PARTS.  
 NO LABEL IS NECESSARY FOR -3 & -6 PARTS.
- △ PINS ARE INCLUDED ON -4, -5 & -6 ONLY.
- △ SEE CHART FOR CABLE SIZE AND JACKET COLOR.
- PRODUCT AND PROCESSING MUST MEET REQUIREMENTS OF TYCO ELECTRONICS STANDARD 230-702.



FIBER COLOR	LEFT CONNECTOR	RIGHT CONNECTOR
ORANGE OR NATURAL	A	B
BLUE	B	A



△ 3 PINS	△ 4 FIBER SIZE & JACKET COLOR	L	PART NUMBER	
YES	SINGLEMODE	YELLOW	4.00±0.08 [157.48±3.15]	6435096-6
YES	50/125	ORANGE	4.00±0.08 [157.48±3.15]	6435096-5
YES	62.5/125	ORANGE	4.00±0.08 [157.48±3.15]	6435096-4
NO	SINGLEMODE	YELLOW	4.00±0.08 [157.48±3.15]	6435096-3
NO	50/125	ORANGE	4.00±0.08 [157.48±3.15]	6435096-2
NO	62.5/125	ORANGE	4.00±0.08 [157.48±3.15]	6435096-1

THIS DRAWING IS A CONTROLLED DOCUMENT.		DWN KATHY HE 23JAN06	Tyco Electronics Corporation Harrisburg, PA 17105-3608	
DIMENSIONS: METERS[INCHES]		CHK D. FENNELL 23JAN06	NAME	
TOLERANCES UNLESS OTHERWISE SPECIFIED: 0 PLC ± - 1 PLC ± - 2 PLC ± - 3 PLC ± - 4 PLC ± - ANGLES ± - FINISH		APVD D. FENNELL 23JAN06	PRODUCT SPEC	
MATERIAL		APPLICATION SPEC		RESTRICTED TO
-		-		SIZE A2 CAGE CODE 00779 DRAWING NO. 6435096
-		-		SCALE 1:1 SHEET 1 OF 1 REV A
CUSTOMER DRAWING				

单击下面可查看定价，库存，交付和生命周期等信息

[>>TE Connectivity\(泰科\)](#)