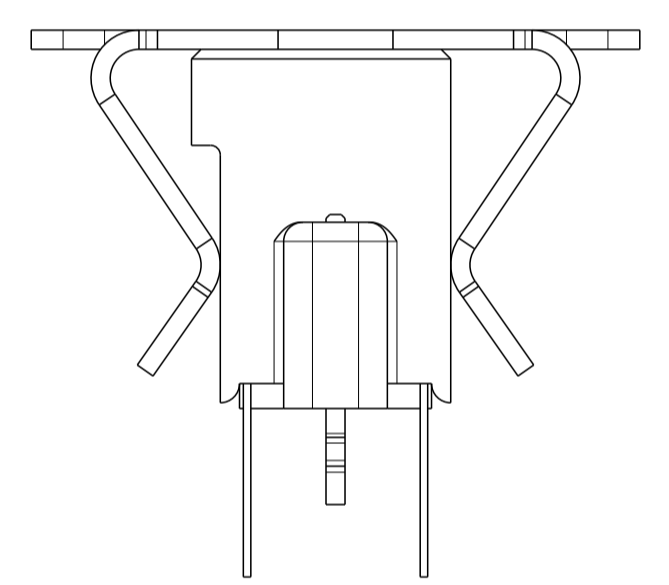
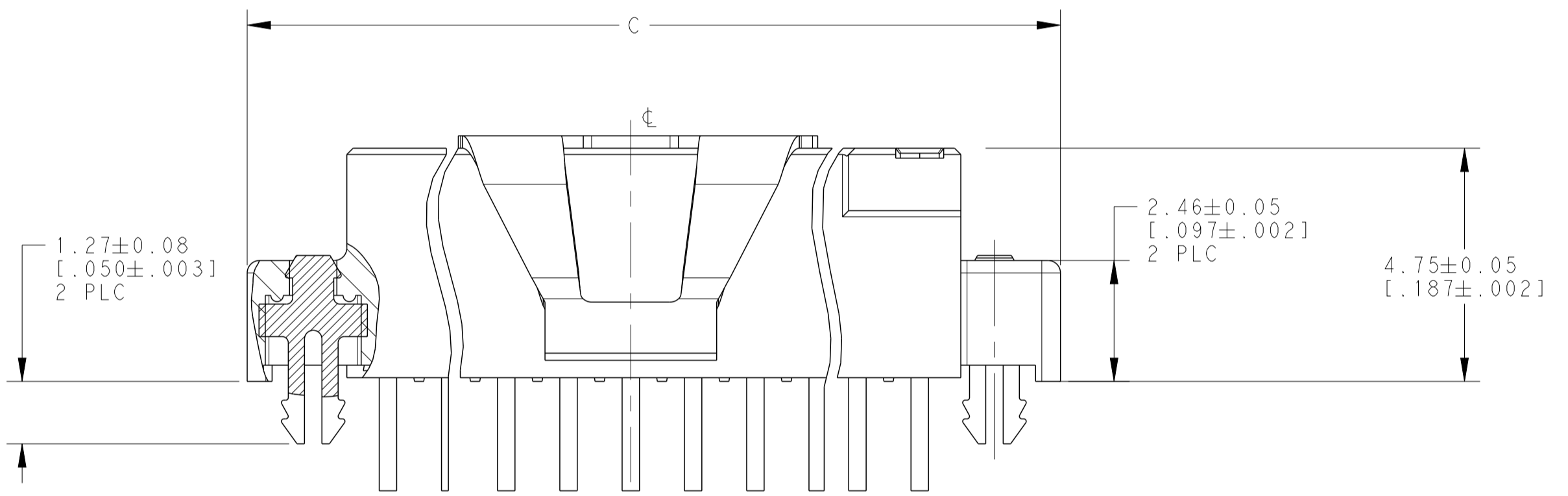
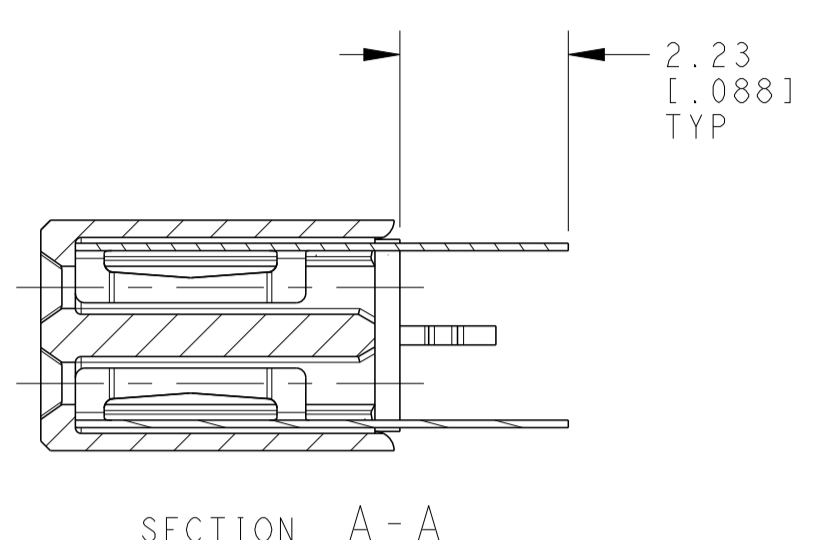
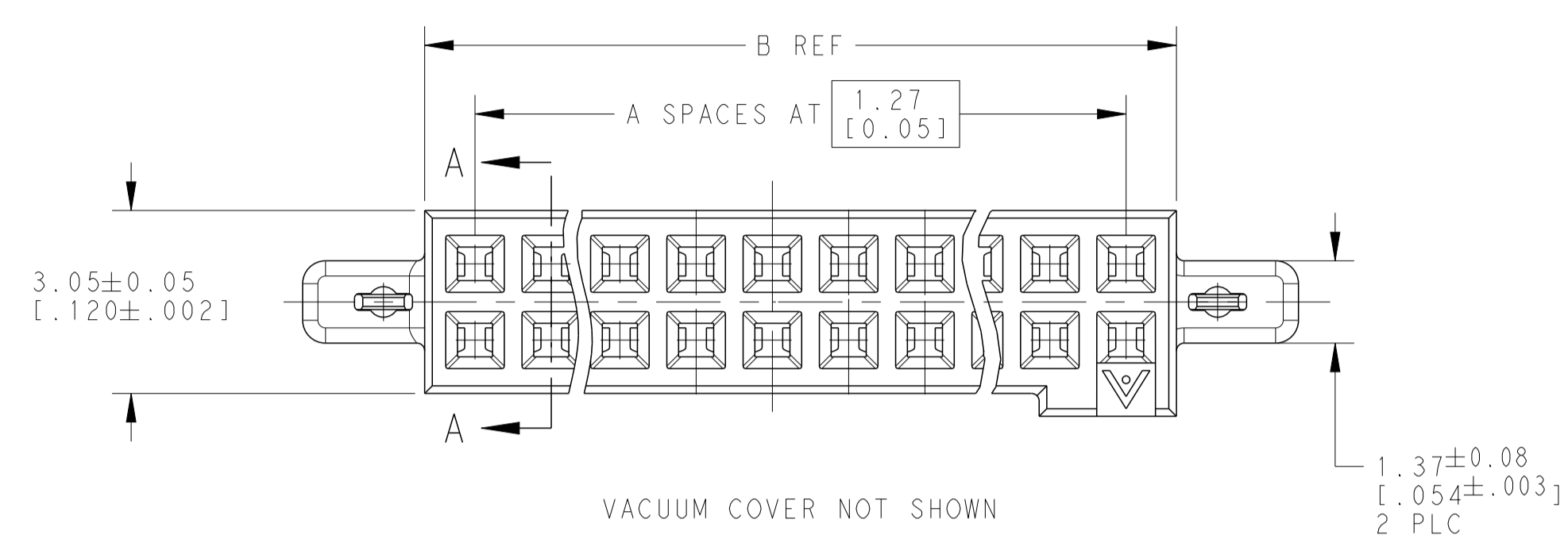
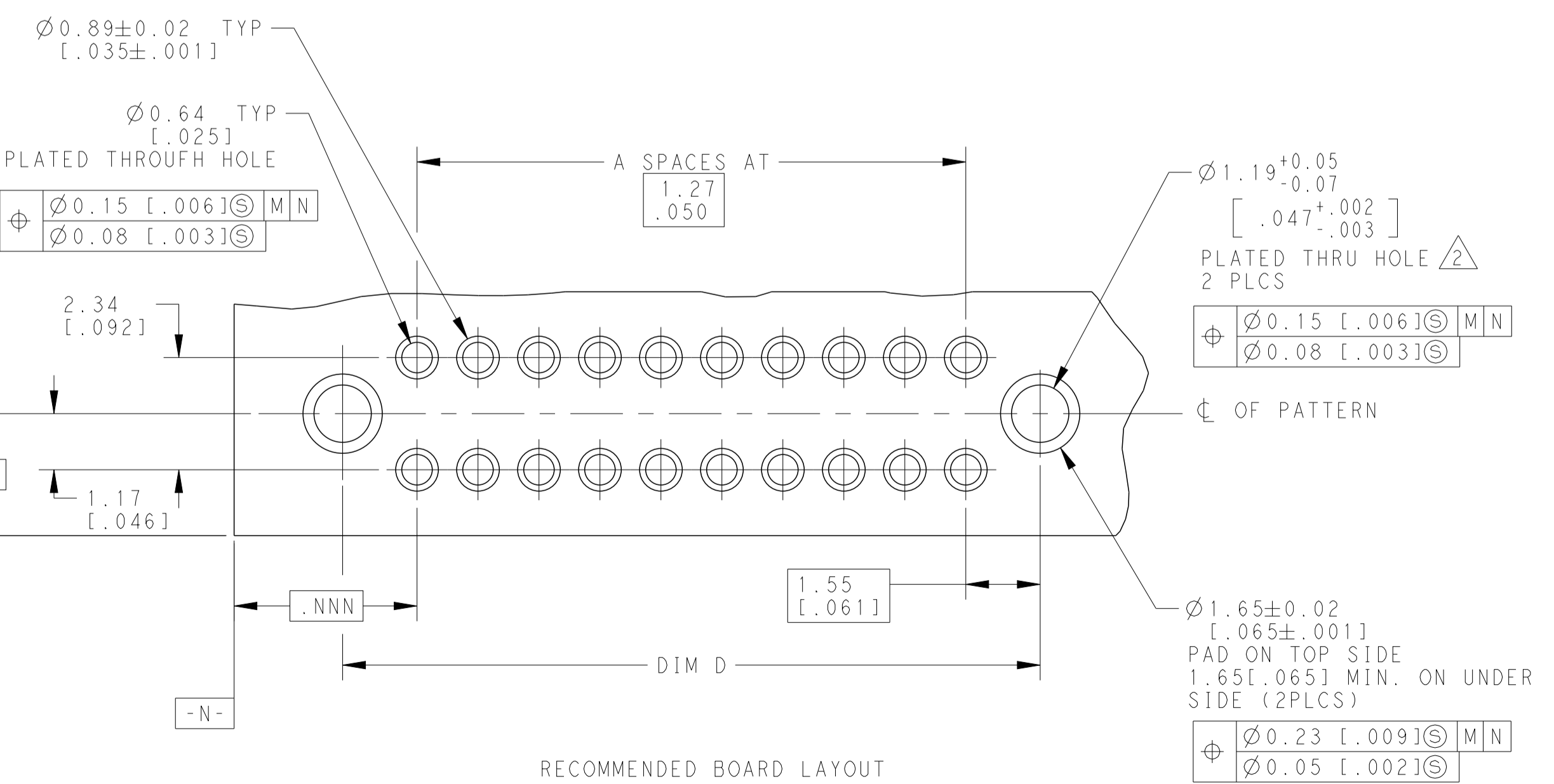


REVISIONS				
P	LTN	DESCRIPTION	DATE	OWN APVD
A		NEW DRAWING	04APR2019	RS JO



- △ 0.00076 [.000030] GOLD IN LOCALIZED PLATE AREA 0.00381 [.000150] TIN-LEAD ON SOLDER TAILS ALL OVER 0.00127 [.000050] NICKEL
- △ USE 1.55±0.02 [.0610±.0010] DRILLED HOLE (1.55mm DRILL). FINISH TO BE TIN/LEAD OVER 0.02 [.001] MIN COPPER.
- △ PLATING 0.0038 [.000150] TIN-LEAD OVER 0.00127 [.000050] NICKEL ON HOLDDOWN.
- 4. IF PLANNING TO USE MORE THAN ONE MATING PAIR OF CONNECTORS TO INTERCONNECT 2 BOARDS PLEASE REFER TO PARA. 3.3 IN THR APPLICATION SPEC, #114-7010.
- 5. PACKED IN TUBES.
- △ HOUSING: LCP, COLOR-BLACK, CONTACT: COPPER ALLOY
HOLDDOWN: COPPER ALLOY
VACCUUM COVER: ALLUMINIUM ALLOY
- △ 0.00076 [.000030] GOLD IN LOCALIZED PLATE AREA 0.00381 [.000150] TIN ON SOLDER TAILS ALL OVER 0.00127 [.000050] NICKEL.
- △ PLATING 0.0038 [.000150] TIN OVER 0.00127 [.000050] NICKEL ON HOLDDOWN.
- △ USE 1.55±0.02 [.0610±.0010] DRILLED HOLE (1.55mm DRILL). FINISH TO BE TIN/LEAD OVER 0.02 [.001] MIN COPPER.



△ 8	65.28 [2.570]	67.97 [2.676]	63.91 [2.516]	49	100	6-2267254-0
△ 8	52.93 [2.320]	61.62 [2.426]	57.55 [2.266]	44	90	5-2267254-9
△ 8	52.58 [2.070]	55.27 [2.176]	51.21 [2.016]	39	80	5-2267254-8
△ 8	46.23 [1.820]	48.92 [1.926]	44.86 [1.766]	34	70	5-2267254-7
△ 8	39.88 [1.570]	42.57 [1.676]	38.51 [1.516]	29	60	5-2267254-6
△ 8	33.53 [1.320]	36.22 [1.426]	32.16 [1.266]	24	50	5-2267254-5
△ 8	27.18 [1.070]	29.87 [1.176]	25.81 [1.016]	19	40	5-2267254-4
△ 8	20.83 [.820]	23.52 [.926]	19.46 [.766]	14	30	5-2267254-3
△ 8	14.48 [.570]	17.17 [.676]	13.11 [.516]	9	20	5-2267254-2
△ 8	8.12 [.320]	10.82 [.426]	6.75 [.266]	4	10	5-2267254-1
△ 3	65.28 [2.570]	67.97 [2.676]	63.91 [2.516]	49	100	1-2267254-0
△ 3	52.93 [2.320]	61.62 [2.426]	57.55 [2.266]	44	90	2267254-9
△ 3	52.58 [2.070]	55.27 [2.176]	51.21 [2.016]	39	80	2267254-8
△ 3	46.23 [1.820]	48.92 [1.926]	44.86 [1.766]	34	70	2267254-7
△ 3	39.88 [1.570]	42.57 [1.676]	38.51 [1.516]	29	60	2267254-6
△ 3	33.53 [1.320]	36.22 [1.426]	32.16 [1.266]	24	50	2267254-5
△ 3	27.18 [1.070]	29.87 [1.176]	25.81 [1.016]	19	40	2267254-4
△ 3	20.83 [.820]	23.52 [.926]	19.46 [.766]	14	30	2267254-3
△ 3	14.48 [.570]	17.17 [.676]	13.11 [.516]	9	20	2267254-2
△ 3	8.12 [.320]	10.82 [.426]	6.75 [.266]	4	10	2267254-1
FINISH	D	C	B	A	NUMBER OF POSITIONS	PART NUMBER

THIS DRAWING IS A CONTROLLED DOCUMENT. OWN: RAVI.S 04APR2019. CHG: J. OLSON 04APR2019. APVD: J. OLSON 04APR2019. NAME: ASSY, RECEPTACLE, VERT. DOUBLE ROW, THROUGH HOLE, AMPMODU 50/50 GRID CONNECTOR. DIMENSIONS: mm [INCH]. TOLERANCES UNLESS OTHERWISE SPECIFIED: 0 PLC ±, 1 PLC ±, 2 PLC ±, 3 PLC ±, 4 PLC ±, ANGLES ±. MATERIAL: 6. FINISH: SEE TABLE. WEIGHT: -. SCALE: 10:1. SHEET 1 OF 1. REV A.

单击下面可查看定价，库存，交付和生命周期等信息

[>>TE Connectivity\(泰科\)](#)