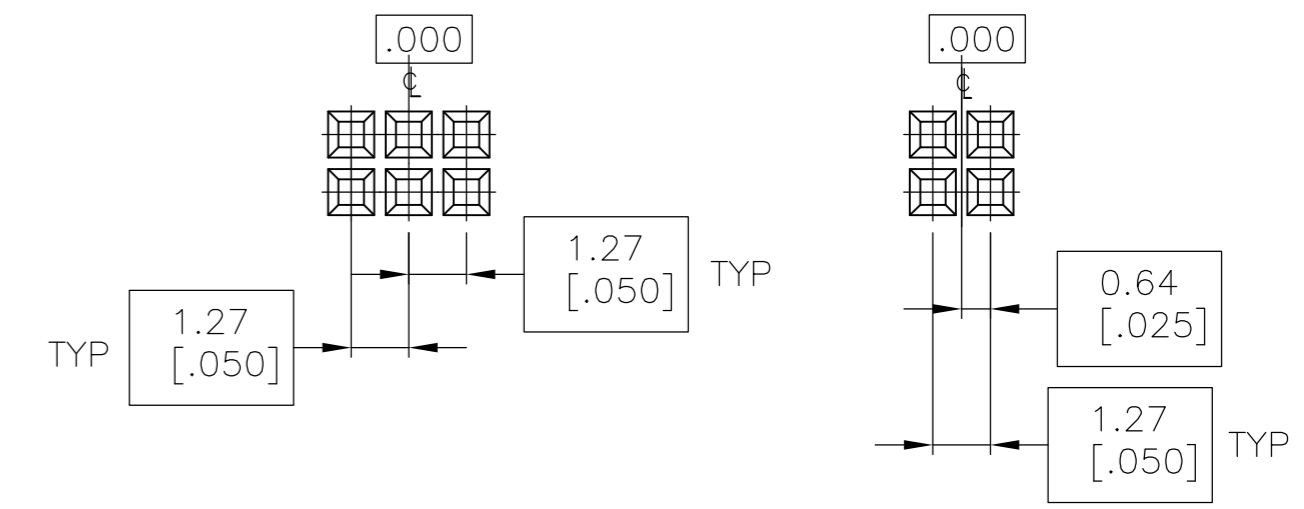
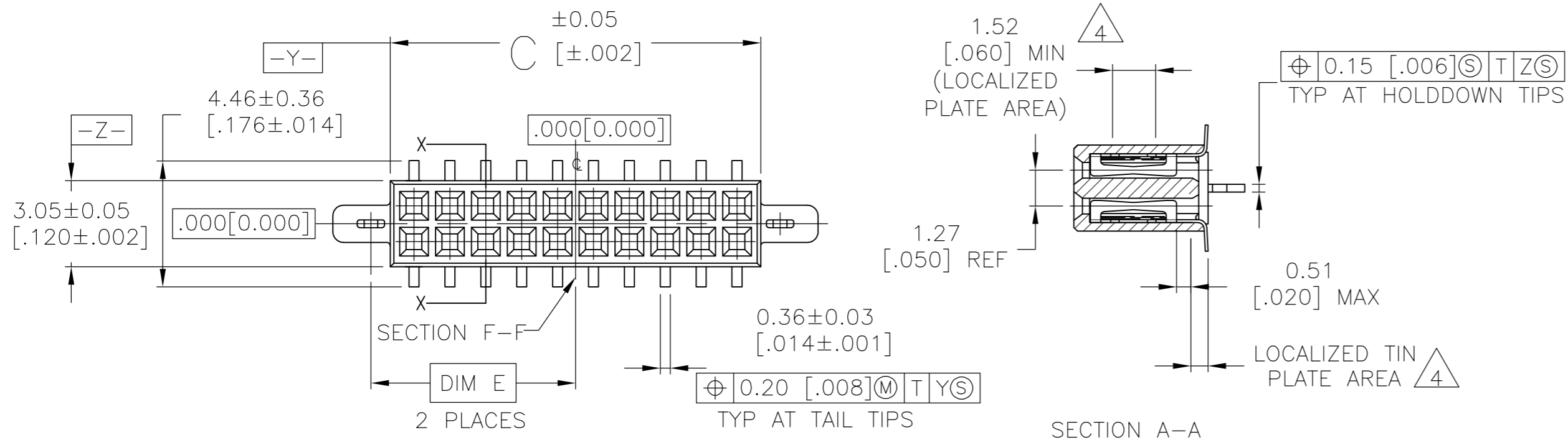


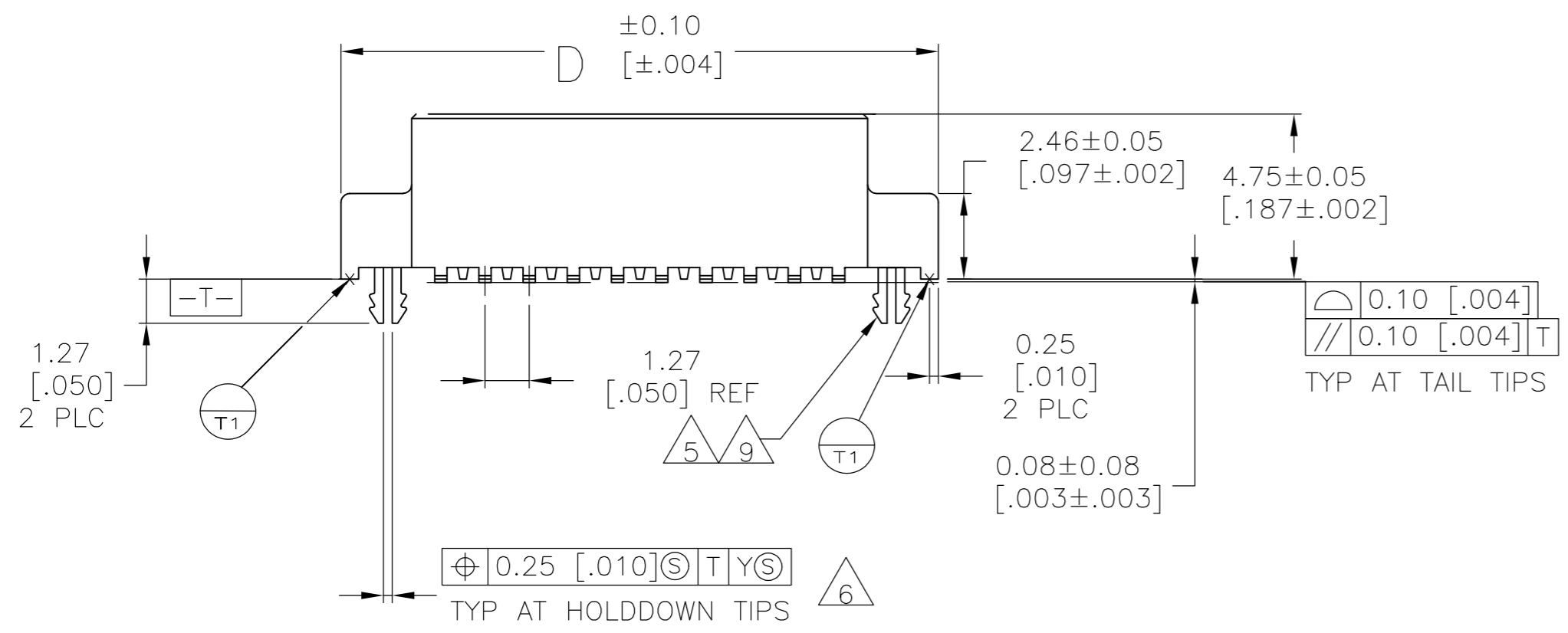
THIS DRAWING IS UNPUBLISHED. RELEASED FOR PUBLICATION
 © COPYRIGHT BY TYCO ELECTRONICS CORPORATION. ALL RIGHTS RESERVED.

LOC	DIST	REVISIONS					
		P	LTR	DESCRIPTION	DATE	DWN	APVD
AD	00	M		EC OG3C 0698 04	30NOV04	BSV	DLS
		M1		REVISED PER ECO-09-020689	31AUG09	KK	AEG

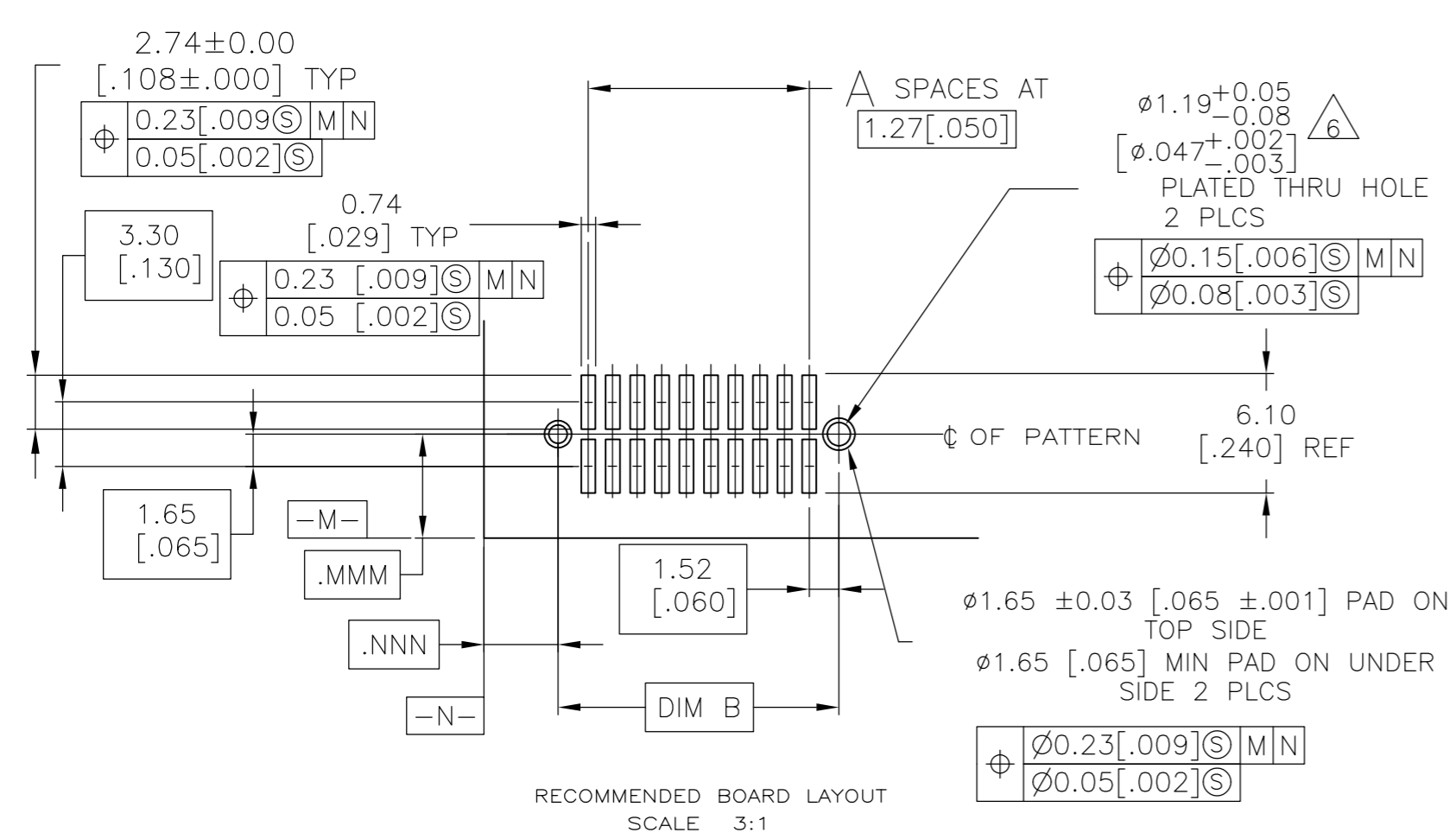


BASIC DIMENSIONS FOR EVEN NO OF SPACES (SEE TABLE)

BASIC DIMENSIONS FOR ODD NO OF SPACES (SEE TABLE)



- 1 LCP, COLOR - BLACK
- 2 COPPER ALLOY PER ASTM SPECIFICATION B422.
- 3 COPPER ALLOY PER ASTM SPECIFICATION B194.
- 4 0.00076 (.000030) GOLD IN LOCALIZED PLATE AREA, 0.00381(.000150) TIN-LEAD ON SOLDER TAILS, ALL OVER 0.00127(.000050) NICKEL
- 5 PLATING: 0.00381[.000150] TIN-LEAD OVER 0.00127[.000050] NICKEL
- 6 USE 1.32±0.020(.052±.001) DRILLED HOLE (#55DRILL) WITH 0.0254(.001) MIN COPPER
- 7. IF PLANNING TO USE MORE THAN ONE MATING PAIR OF CONNECTORS TO INTERCONNECT BOARDS, PLEASE REFER TO PARAGRAPH 3.3 IN THE APPLICATION SPEC, 114-7010.
- 8 0.00076 (.000030) GOLD IN LOCALIZED PLATE AREA, 0.00381(.000150) TIN ON SOLDER TAILS, ALL OVER 0.00127(.000050) NICKEL
- 9 PLATING: 0.00381(.000150) TIN OVER 0.00127(.000050) NICKEL
- 10 OBSOLETE PARTS: OBSOLETE CIS STREAMLINING PER D.RENAUD/D.SINISI



REV	DESCRIPTION	DATE	BY	CHK	DATE	NO OF POSN	PART NUMBER	
10	OBSOLETE	16.76 [.660]	36.22 [1.426]	32.16 [1.266]	33.53 [1.320]	24	50	104803-5
	OBSOLETE	13.59 [.535]	29.87 [1.176]	25.81 [1.016]	27.18 [1.070]	19	40	104803-4
	OBSOLETE	32.640 [1.285]	67.97 [2.676]	63.91 [2.516]	65.28 [2.570]	49	100	104803-3
		26.290 [1.035]	55.27 [2.176]	51.21 [2.016]	52.58 [2.070]	39	80	104803-2
	OBSOLETE	19.940 [.785]	42.57 [1.676]	38.51 [1.516]	39.88 [1.570]	29	60	104803-1
10	OBSOLETE	16.76 [.660]	36.22 [1.426]	32.16 [1.266]	33.53 [1.320]	24	50	104803-5
	OBSOLETE	13.59 [.535]	29.87 [1.176]	25.81 [1.016]	27.18 [1.070]	19	40	104803-4
	OBSOLETE	32.640 [1.285]	67.97 [2.676]	63.91 [2.516]	65.28 [2.570]	49	100	104803-3
		26.290 [1.035]	55.27 [2.176]	51.21 [2.016]	52.58 [2.070]	39	80	104803-2
10	OBSOLETE	19.940 [.785]	42.57 [1.676]	38.51 [1.516]	39.88 [1.570]	29	60	104803-1

THIS DRAWING IS A CONTROLLED DOCUMENT.

DWN: KATE HELM 04/30/91
 CHK: DAN GORENC 05/04/91
 APVD: DAN GORENC 05/04/91

Tyco Electronics Corporation
 Harrisburg, Pa 17105-3608

RCPT ASSY,VERT,DBL-ROW,
 SURF-MT,AMPMODU 50/50 GRID
 CONNECTOR

SIZE: A2 CAGE CODE: 00779 DRAWING NO: 104803 RESTRICTED TO: -

CUSTOMER DRAWING SCALE: 6:1 SHEET: 1 OF 1 REV: M1

单击下面可查看定价，库存，交付和生命周期等信息

[>>TE Connectivity\(泰科\)](#)