

NUMBER C-173985

三角法 (3rd ANGLE PROJECTION)

METRIC

単位: 概 寸法 DIMENSIONS IN MM. DO NOT SCALE PRINT

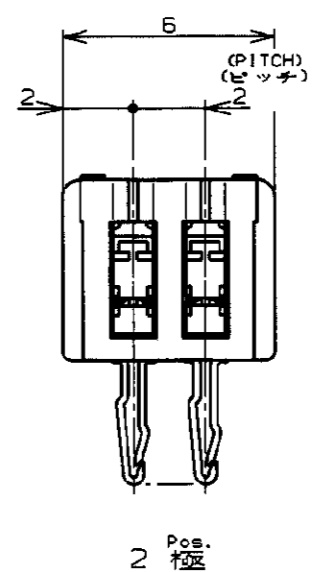
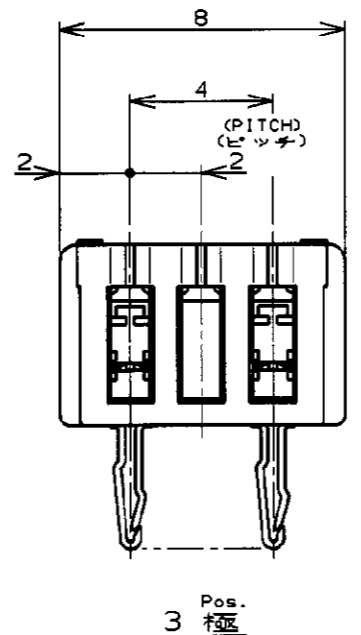
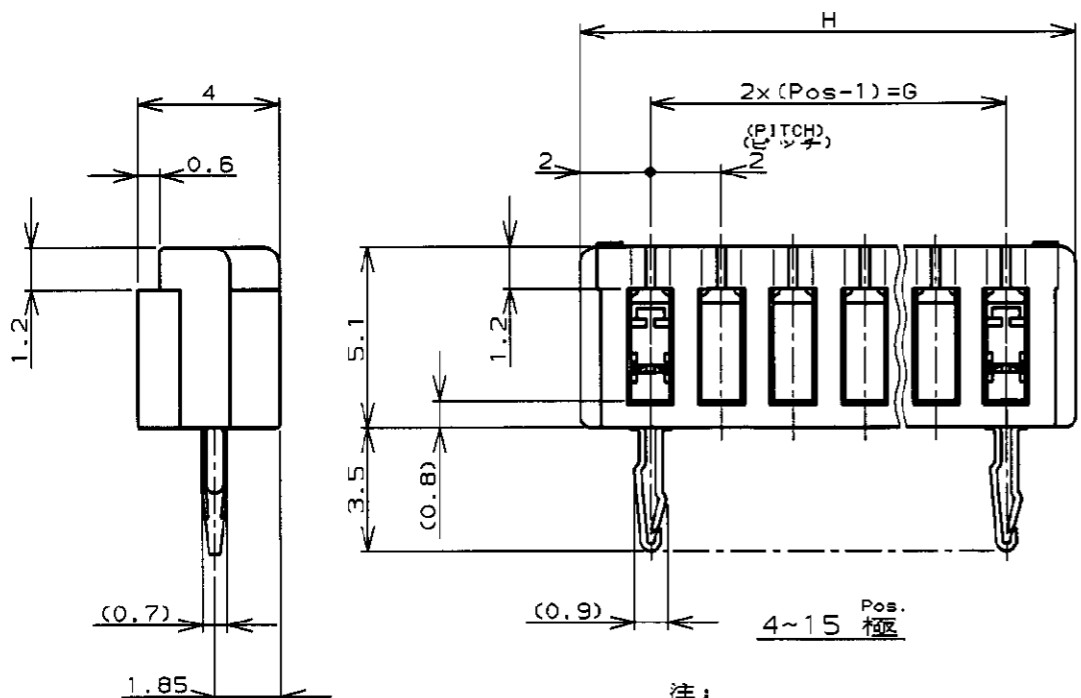
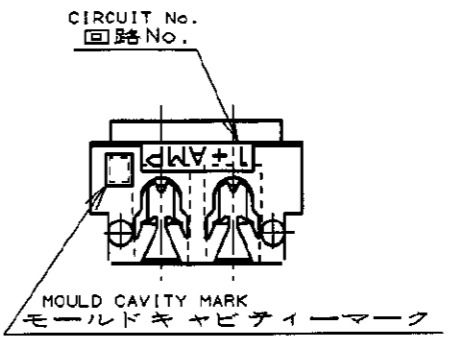
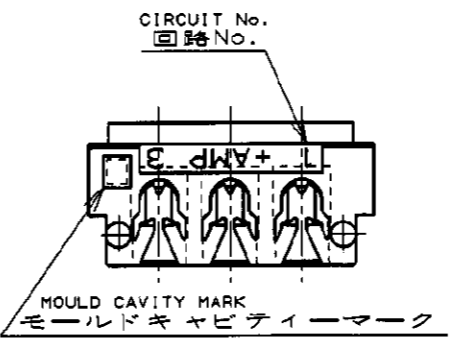
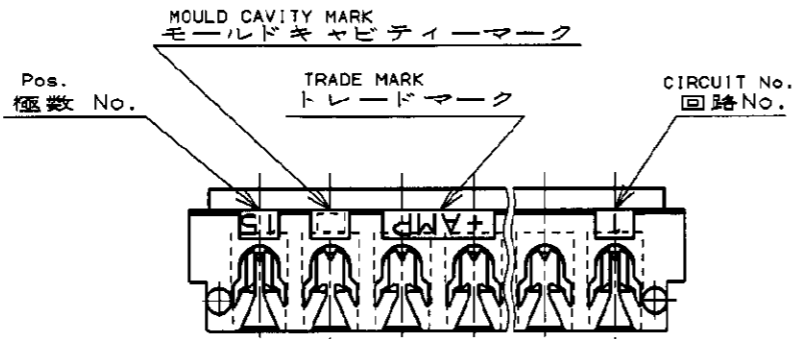
PRINT DIST

4

3

2

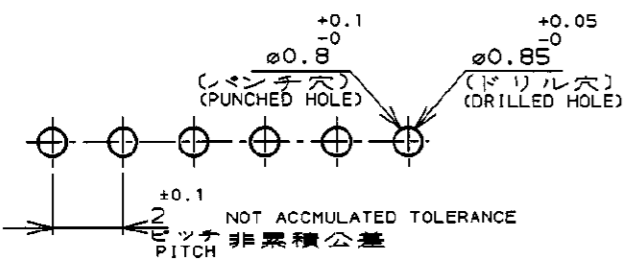
1



- 注;
1. 通用電線範圍 : AWG #28~26 (UL1571, UL1061)
被覆外徑 : 0.83~10.5
(但し、使用電線について適合性に確認が必要です。)
 2. 材料 : ハウジング : ガラス入りP.B.T UL94V-0
コンタクト : 錫めつき済磷青銅
 3. 通用製品規格番号 : 108-5217
 4. 取付適用規格番号 : 114-5103

- NOTES;
1. APPLICABLE WIRE SIZE : AWG #28~26 (UL1571, UL1061)
INSULATION DIA RANGE : 0.83~1.05
 2. MATERIAL :
HOUSING : P.B.T. (G.F)UL94V-0
CONTACT : PRE-TIN PHOS BRONZE
 3. PRODUCT SPEC : 108-5217
 4. APPLICATION SPEC : 114-5103

3-173985-5	15	28	32
3-	-4	14	26 30
3-	-3	13	24 28
3-	-2	12	22 26
3-	-1	11	20 24
3-	-0	10	18 22
2-	-9	9	16 20
2-	-8	8	14 18
2-	-7	7	12 16
2-	-6	6	10 14
2-	-5	5	8 12
2-	-4	4	6 10
2-	-3	3	AS SHOWN 図示
2-173985-2	2	AS SHOWN 図示	
LIGHT BULE ライトブルー PART No. 製品型番	Pos. 極数	G	H



RECOMMENDABLE P.C. BOARD LAYOUT
推奨基板穴寸法
(適用基板厚0.8~1.6)
(P.C.B THK:0.8~1.6)

F1	REVISED PER ECO-11-005033	RK	HMR	2APR11
LTR	変更 (REVISION RECORD)	DR	CHK	DATE

TE Connectivity			
組合電線範囲 (WIRE RANGE) NOTE 1 mm ² (AWG -)	被覆外徑 (INSULATION DIA.) NOTE 1 mmφ	名称 (NAME) CT AMP-IN HEADER 2mm PITCH MT VERTICAL (V-TYPE)	
材料 (MATERIAL) NOTE 2	仕上 (FINISH) — / —	一般公差 (GENERAL TOLERANCE) 10以下 : ±0.2 10~30以下 : ±0.25 30~100以下 : ±0.3 角 度 : ±3°	LOC B J
DR. 23/AUG/99 J. TSUJI	DE. 23/AUG/99 J. Tsuji	書号 (No.) C-173985	REV. F1
APP. 25/AUG/99 J. Tsuji	尺度 (SCALE) 5-1	SHEET 1 OF 1	

单击下面可查看定价，库存，交付和生命周期等信息

[>>TE Connectivity\(泰科\)](#)