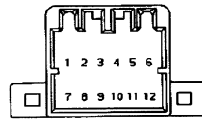
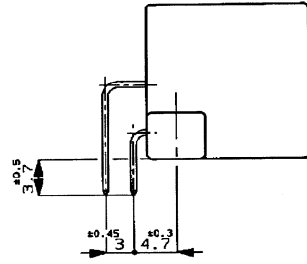
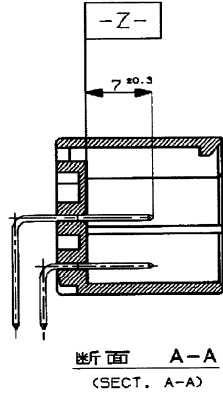
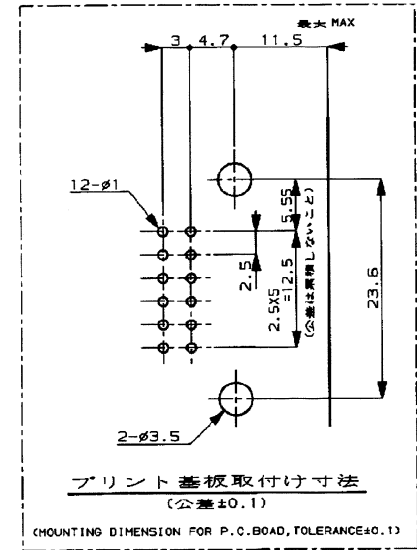
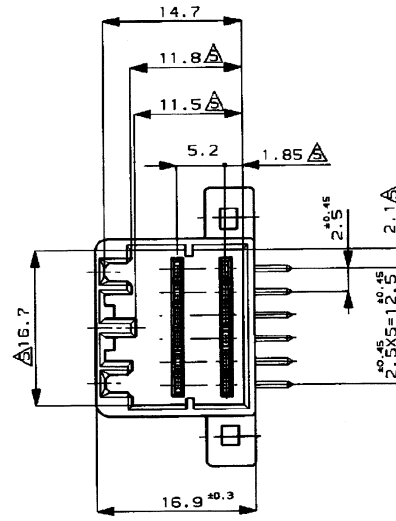
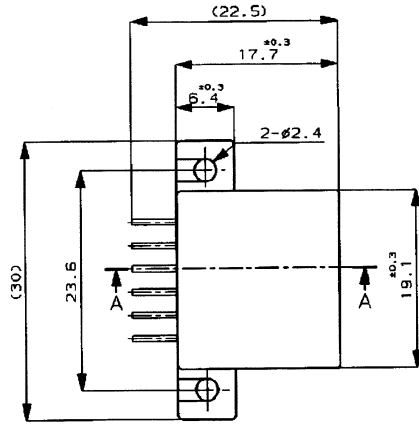
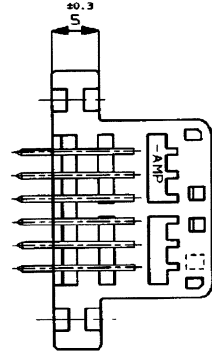


NUMBER C-175974
METRIC
3-2 ANGLE PROJECTION

PRINT DIST
DIMENSIONS IN MILLIMETERS. DO NOT SCALE PRINT



NOTES:

- 1. APPLICABLE P.C.B BOARD THICKNESS, 1.6mm
 - 2. RECOMMENDED MOUNTING SCREW 3mm DIA 6mm LENGTH (MIN) TAPPING SCREW SPECIFIED IN JIS B1115, B1112 (TIGHTENING TORQUE, 4Kg-cm MAX)
 - 3. THE MATING PLUG HSG. PART NUMBER, 175965
 - 4. APPLICABLE PRODUCT SPEC NO., 108-5281
- △ TO BE MEASURED WITHIN 2mm FROM -Z-
△ CIRCUIT NUMBER

注:

- 1. 通用プリント基板厚: 1.6mm
 - 2. 推奨取付ネジ: JIS B1115, B1112 タッピングネジ、ナベ2種呼び径3、長さ6mm以上(締付トルク: 4Kg-cm以下)
 - 3. 嵌合相手ハウジング: 175965
 - 4. 通用製品規格番号: 108-5281
- △ -Z- 面より2mmの範囲で測定
△ 回路番号; 下図参照のこと

SELECTIVE-TIN	PRE-TIN		BLACK	3-175974-2
	PRE-TIN x 9		GREEN	2-175974-4
TIN-LEAD	SELECTIVE GOLD x 3	1, 2, 8		
	PRE-TIN x 9		BLACK	2-175974-2
TIN-LEAD	SELECTIVE GOLD x 3	1, 2, 8		
	PRE-TIN	1~12	BLACK	1-175974-2
	PRE-TIN		BLACK	175974-2
SOLDERING SIDE 半田付け部	CONTACT SIDE 接点部	GOLD PLATED CIRCUIT NO 金めっき回路番号	COLOR 色	PART NUMBER 部品番号
CONTACT FINISH コンタクト仕上		△ 6		

Copyright ©1991 AMP (Japan) LTD. ALL RIGHTS RESERVED.		Copyright ©1991 AMP (Japan) LTD. ALL RIGHTS RESERVED.		tyco Electronics AMP K.K. Kawasaki, Japan	
E	REVISION RECORD	DR	CHK	DATE	
D	変更 (FJ00-1535-97)	DM	K.S	1987/11/22	
C	変更 (FJ00-0562-94)	SO	KO	5/15/93	
B	変更 (FJ00-0713-93)	SS	KO	3/3/93	
A	変更 (J-13020)	R.Y	A.T	2/18/91	
O	作成 (J-12178)	K.S	K.Y	1/22/88	
LTR	REVISION RECORD	DR	CHK	DATE	
WIRE RANGE		INSULATION DIA		NAME	
mm (AWG -)		mmφ		12極 キャップハウジングアッセンブリ (水平台型) .040 シリーズ マルチロック I/O コネクタ MK-II	
MATERIAL		COLOR		12pos. CAP HOUSING ASS'Y .040 SERIES MULTI-LOCK I/O CONN. MK-II	
ハウジング: PBT		SEE TABLE		GENERAL TOLERANCE	
コンタクト: 真鍮				SIZE LOC NUMBER	
DR. R. Suzuki		DE. T. Yamada		B J C-175974	
CHK. M. Matsuda		APP. M. Suzuki		SCALE 2-1	
				REV. E	
				SHEET	

CUSTOMER DRAWING

单击下面可查看定价，库存，交付和生命周期等信息

[>>TE Connectivity\(泰科\)](#)