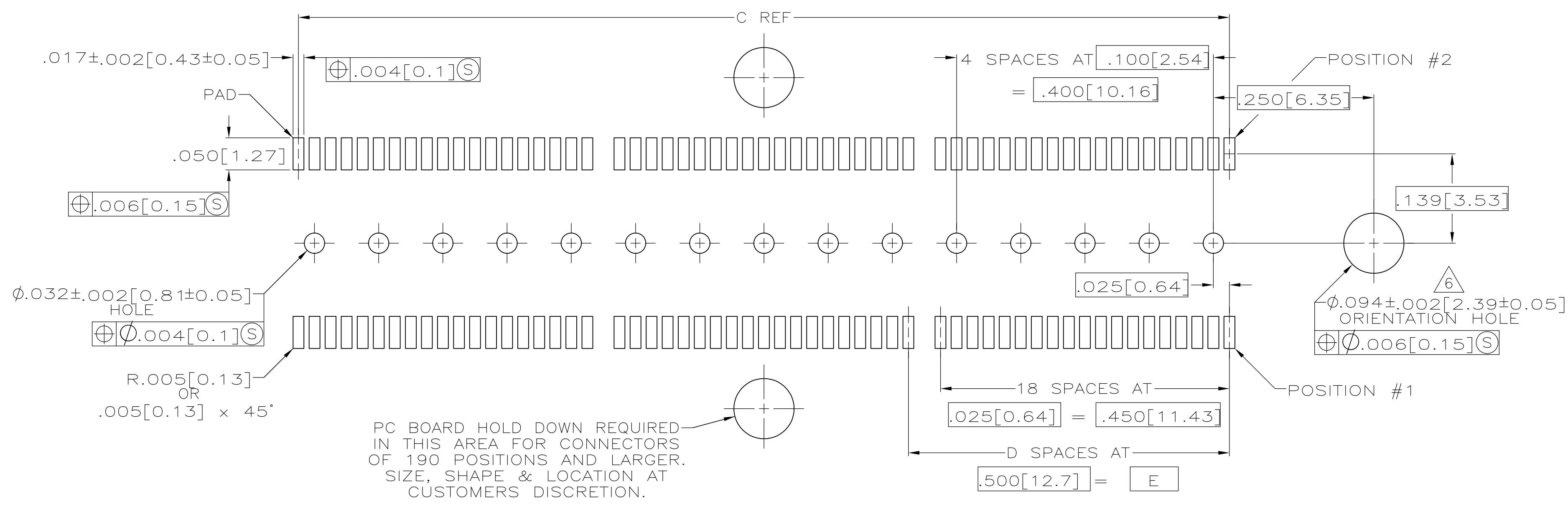
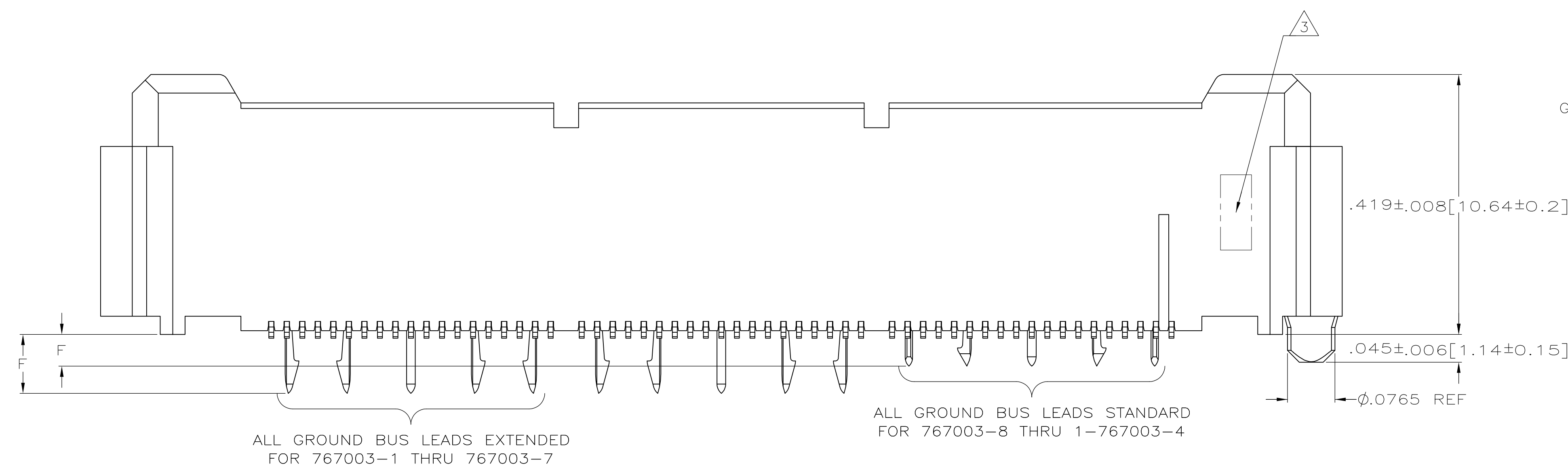
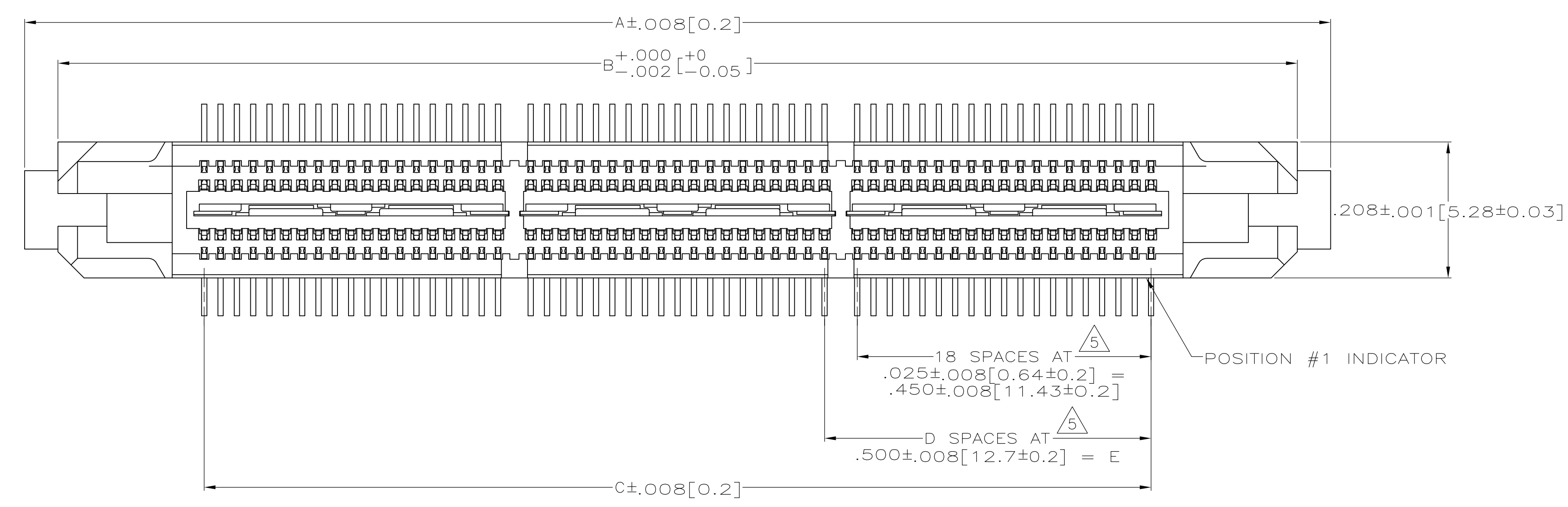


LOC		DIST		REVISIONS			
AD	47	REV	DATE	BY	APPV	DATE	REV
AC2	REVISED PER ECO-12-007590		19JUL12	KH	MH		

- 1 HOUSING: LIQUID CRYSTAL POLYMER, COLOR BLACK. CONTACTS: HIGH RELIABILITY COPPER ALLOY. GROUND BUSES: BRASS, UNS C26000
- 2 CONTACTS & GROUND BUSES: NICKEL UNDERPLATE ALL OVER, MATING SURFACE PLATED TO MEET LEVEL 1 PERFORMANCE REQUIREMENTS OF TE CONNECTIVITY PRODUCTION SPECIFICATION 108-1422, SOLDER TAILS PLATED TIN-LEAD.
- 3 DATE CODE MARKED IN AREA INDICATED ON SAME SIDE AS POSITION #1.
- 4 ONE GROUND BUS WITH 5 TAILS PER EACH MODULE.
- 5 TOLERANCE NON-ACCUMULATIVE.
- 6 FOR SLIP-FIT APPLICATIONS, ORIENTATION HOLE TO BE $\phi.079 \pm .001 [2.00 \pm 0.03]$.



RECOMMENDED PC BOARD LAYOUT (VIEWED FROM CONNECTOR SIDE)

BUS LEADS TYPE	F	E	D	C	B	A	NO OF POS	PART NUMBER
STANDARD	.060 [1.52]	3.000 [76.2]	6	3.450 [87.63]	3.898 [99]	4.000 [101.6]	266	1-767003-4
STANDARD	.060 [1.52]	2.500 [63.5]	5	2.950 [74.93]	3.398 [86.31]	3.500 [88.9]	228	1-767003-3
STANDARD	.060 [1.52]	2.000 [50.8]	4	2.450 [62.23]	2.898 [73.61]	3.000 [76.2]	190	1-767003-2
STANDARD	.060 [1.52]	1.000 [25.4]	2	1.450 [36.83]	1.898 [48.21]	2.000 [50.8]	114	1-767003-1
STANDARD	.060 [1.52]	.500 [12.7]	1	.950 [24.13]	1.398 [35.51]	1.500 [38.1]	76	1-767003-0
STANDARD	.060 [1.52]	.000 [0]	0	.450 [11.43]	.898 [22.81]	1.000 [25.4]	38	767003-9
STANDARD	.060 [1.52]	1.500 [38.1]	3	1.950 [49.53]	2.398 [60.91]	2.500 [63.5]	152	767003-8
OBSOLETE EXTENDED	.104 [2.64]	3.000 [76.2]	6	3.450 [87.63]	3.898 [99]	4.000 [101.6]	266	767003-7
OBSOLETE EXTENDED	.104 [2.64]	2.500 [63.5]	5	2.950 [74.93]	3.398 [86.31]	3.500 [88.9]	228	767003-6
OBSOLETE EXTENDED	.104 [2.64]	2.000 [50.8]	4	2.450 [62.23]	2.898 [73.61]	3.000 [76.2]	190	767003-5
OBSOLETE EXTENDED	.104 [2.64]	1.500 [38.1]	3	1.950 [49.53]	2.398 [60.91]	2.500 [63.5]	152	767003-4
OBSOLETE EXTENDED	.104 [2.64]	1.000 [25.4]	2	1.450 [36.83]	1.898 [48.21]	2.000 [50.8]	114	767003-3
OBSOLETE EXTENDED	.104 [2.64]	.500 [12.7]	1	.950 [24.13]	1.398 [35.51]	1.500 [38.1]	76	767003-2
OBSOLETE EXTENDED	.104 [2.64]	.000 [0]	0	.450 [11.43]	.898 [22.81]	1.000 [25.4]	38	767003-1

THIS DRAWING IS A CONTROLLED DOCUMENT.

DIMENSIONS: INCHES	TOLERANCES UNLESS OTHERWISE SPECIFIED:	DIN J. GERACE 8-30-96	STE TE Connectivity
0 PLC ± -	1 PLC ± -	8-30-96	PLUG ASSEMBLY, .430 [10.92] VERTICAL, .025 [0.64] CL, GULL WING LEADS, MICTOR
2 PLC ± -	3 PLC ± .005 [0.13]	APVD A. MONK 8-30-96	108-1422
4 PLC ± -	ANGLES ± -	NAME	114-11004
MATERIAL	FINISH	SIZE	SCALE 8:1
		WEIGHT	SHEET 1 OF 1
		CUSTOMER DRAWING	REV AC2

单击下面可查看定价，库存，交付和生命周期等信息

[>>TE Connectivity\(泰科\)](#)