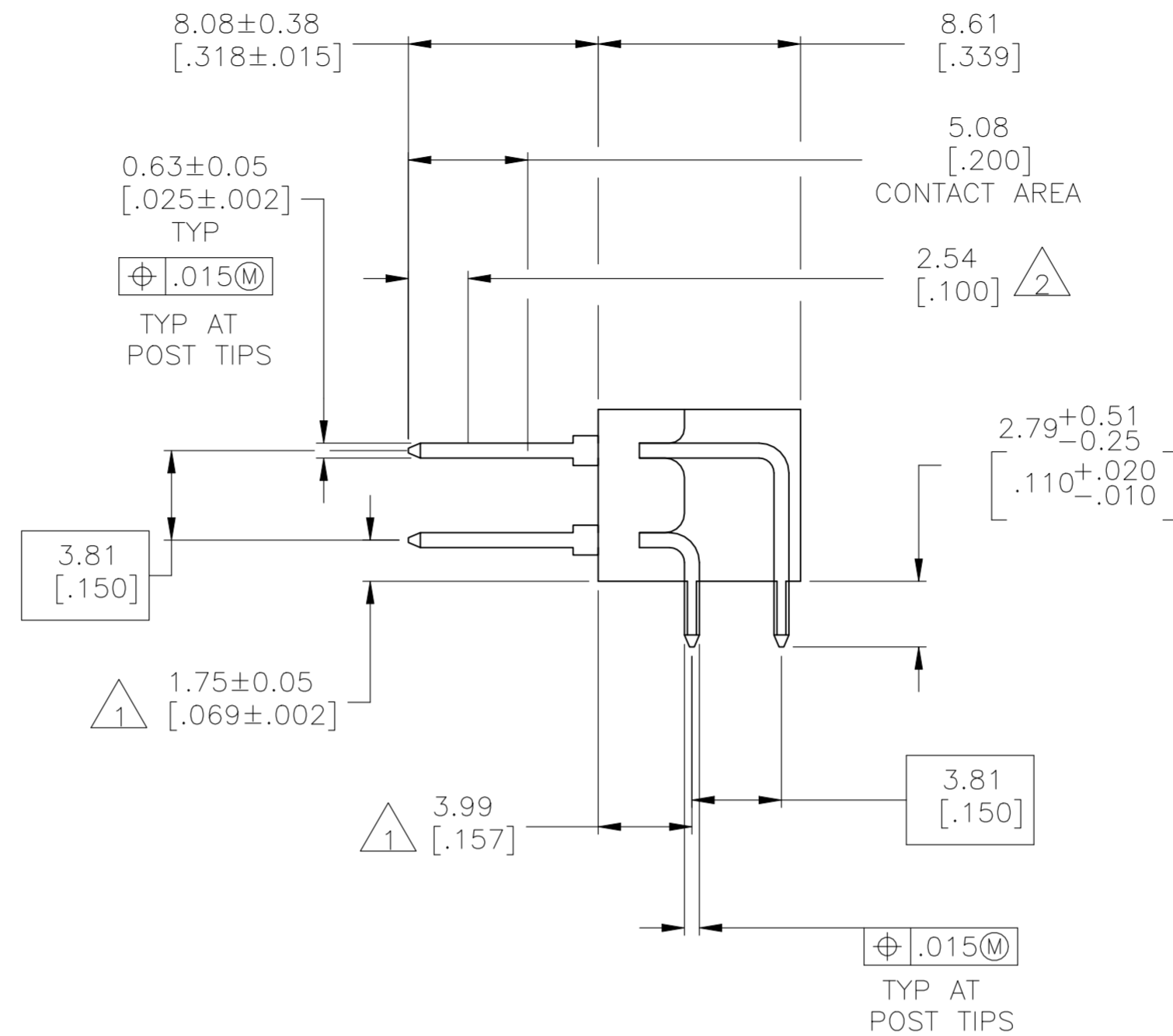
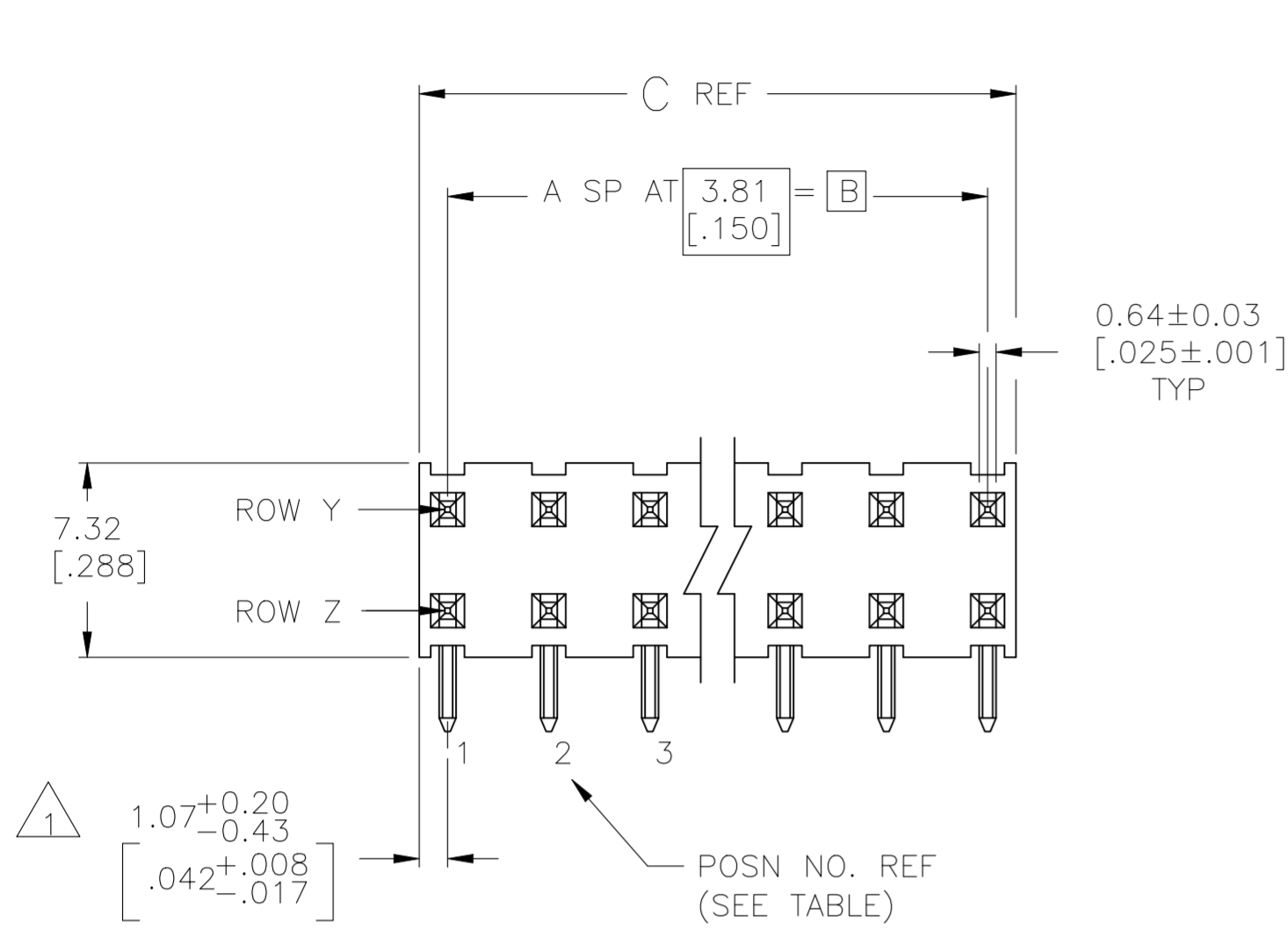
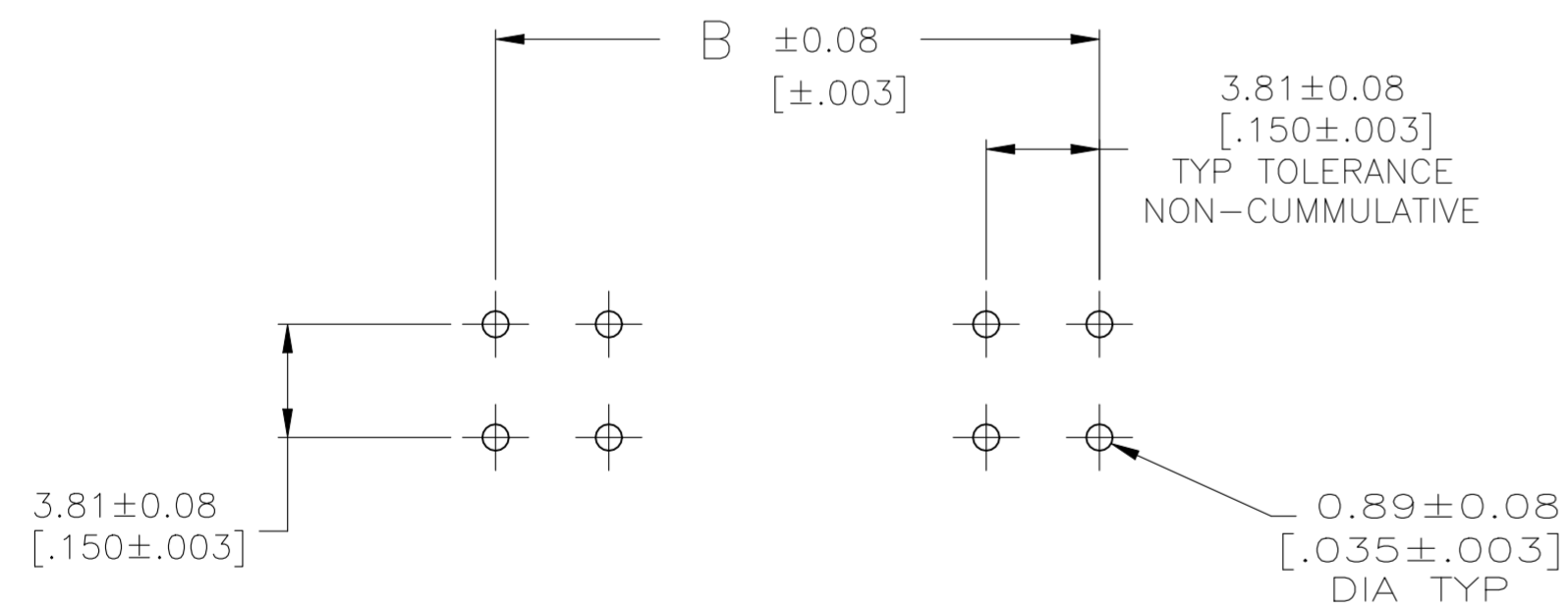


REVISIONS					
P	LTR	DESCRIPTION	DATE	DWN	APVD
D		PLASTIC MATERIAL SUPPLIER CHANGE FOR HOUSING	27MAY2021	SB	KJK



- 1 DIMENSIONS APPLY FROM THE BASIC DIMENSION LINE TO THE SURFACE INDICATED
- 2 POINT OF MEASUREMENT FOR PLATING THICKNESS
- 3 HOUSING: FLAME RETARDANT THERMOPLASTIC COLOR: BLACK
- 4 GOLD PL 0.00076[.000030] ON CONTACT AREA BRIGHT TIN-LEAD PL 0.00254-0.00508[.000100-.000200] ON SOLDER TAIL ALL OVER NICKEL 0.00127[.000050]
- 5 GOLD PL 0.00076[.000030] ON CONTACT AREA MATTE TIN 0.00254-0.00508[.000100-.000200] ON SOLDER TAIL ALL OVER NICKEL 0.00127[.000050]



RECOMMENDED HOLE LAYOUT

5	2,4,6,8,10,12,14,16,18, & 20	1,3,5,7,9,11,13,15,17, & 19	74.52 [2.934]	72.39 [2.850]	19	40	5-103856-1
4	2,4,6,8,10,12,14,16,18, & 20	1,3,5,7,9,11,13,15,17, & 19	74.52 [2.934]	72.39 [2.850]	19	40	103856-1
PLATING	ROW Z	ROW Y	C	B	A	NO OF POS	AMP PART NUMBER
	POSTS OMITTED						

THIS DRAWING IS A CONTROLLED DOCUMENT.		DWN DK_SCHRUM 02APR98		
DIMENSIONS: mm [INCHES]		CHK DL_SIMPSON 03APR98		
TOLERANCES UNLESS OTHERWISE SPECIFIED:		APVD DL_SIMPSON 03APR98	NAME	
0 PLC ± -	1 PLC ± -	PRODUCT SPEC	ASSEMBLY, MOD II, HEADER, DBL ROW, .150 x .150 C/L, RIGHT ANGLE, SELECTIVELY LOADED	
2 PLC ± 0.13[.005]	3 PLC ± -	APPLICATION SPEC	SIZE A2	CAGE CODE 00779
4 PLC ± -	ANGLES ± -	WEIGHT -	DRAWING NO C=103856	RESTRICTED TO -
MATERIAL 3	FINISH SEE TABLE	CUSTOMER DRAWING	SCALE 4:1	SHEET 1 OF 1

单击下面可查看定价，库存，交付和生命周期等信息

[>>TE Connectivity\(泰科\)](#)