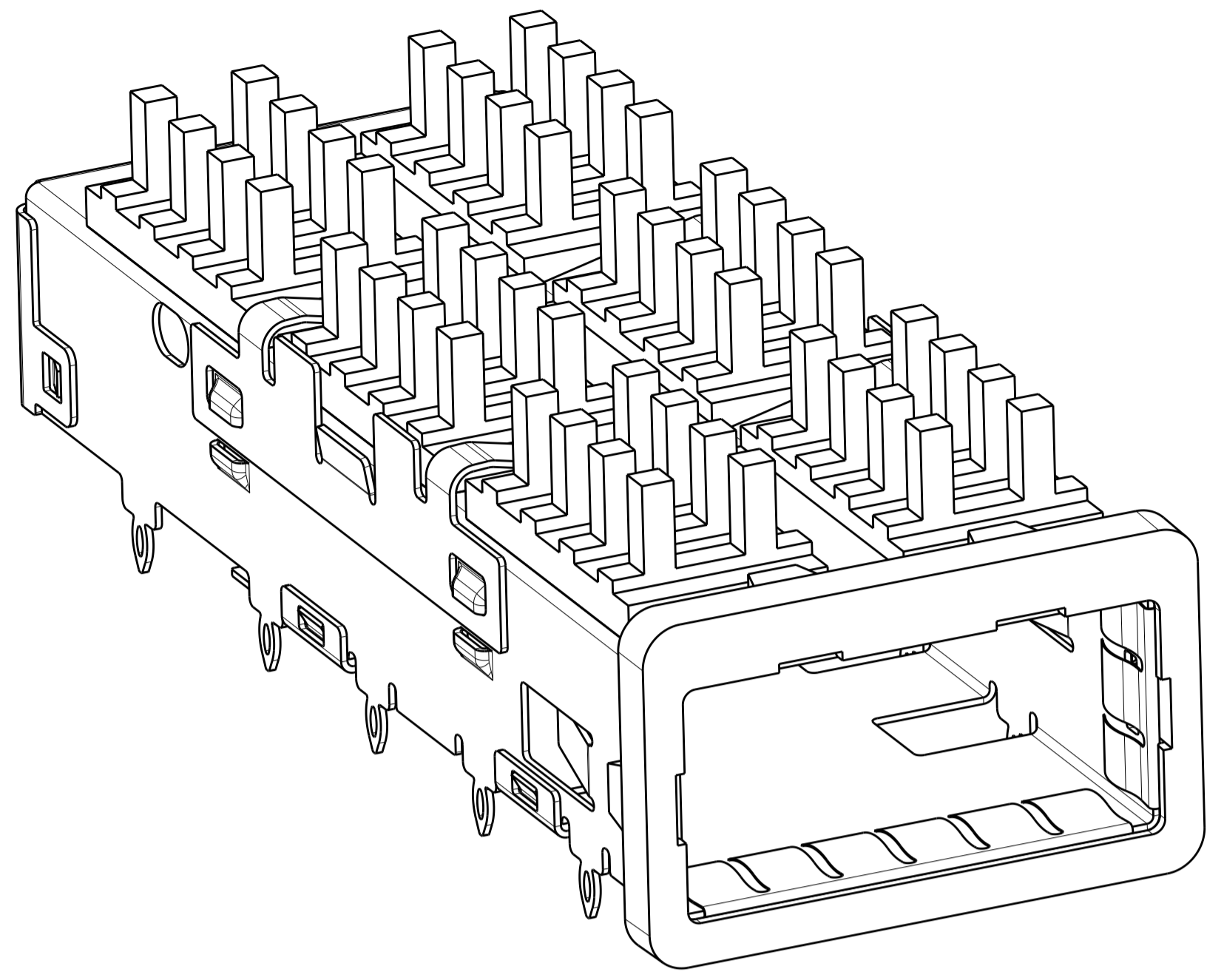
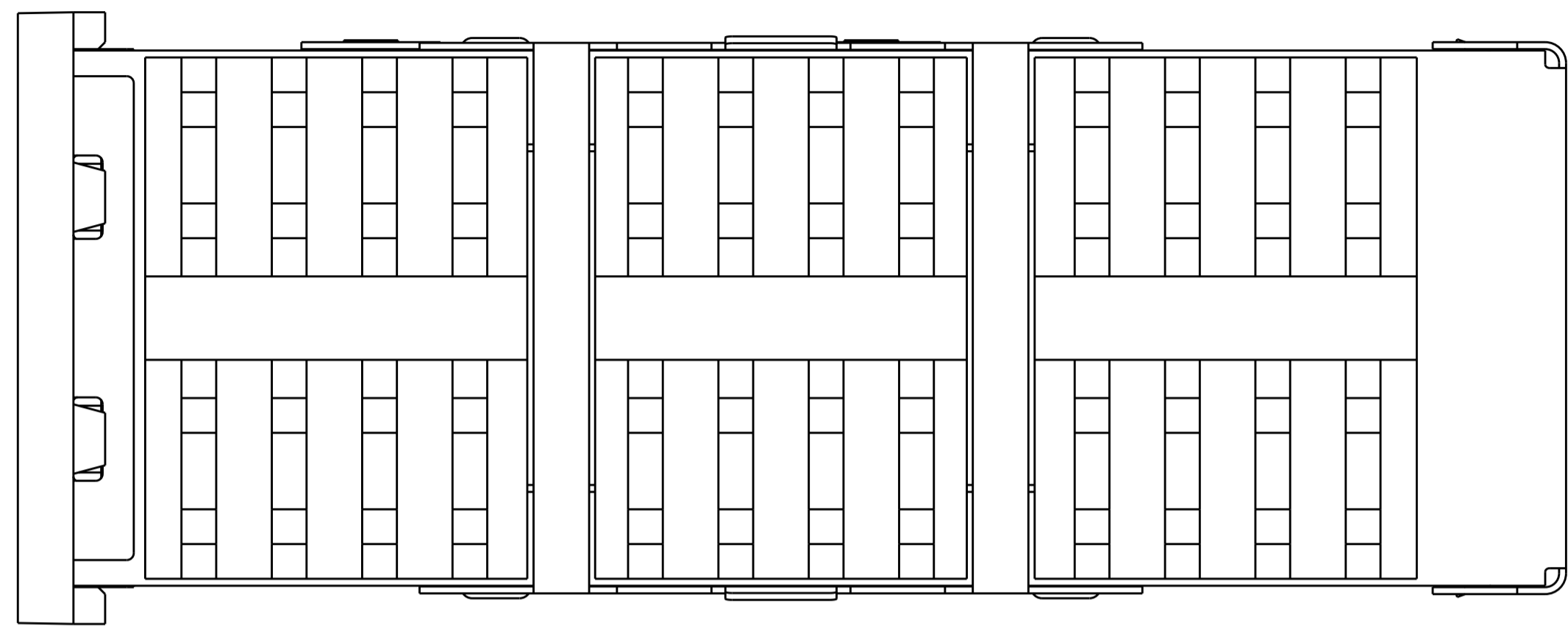


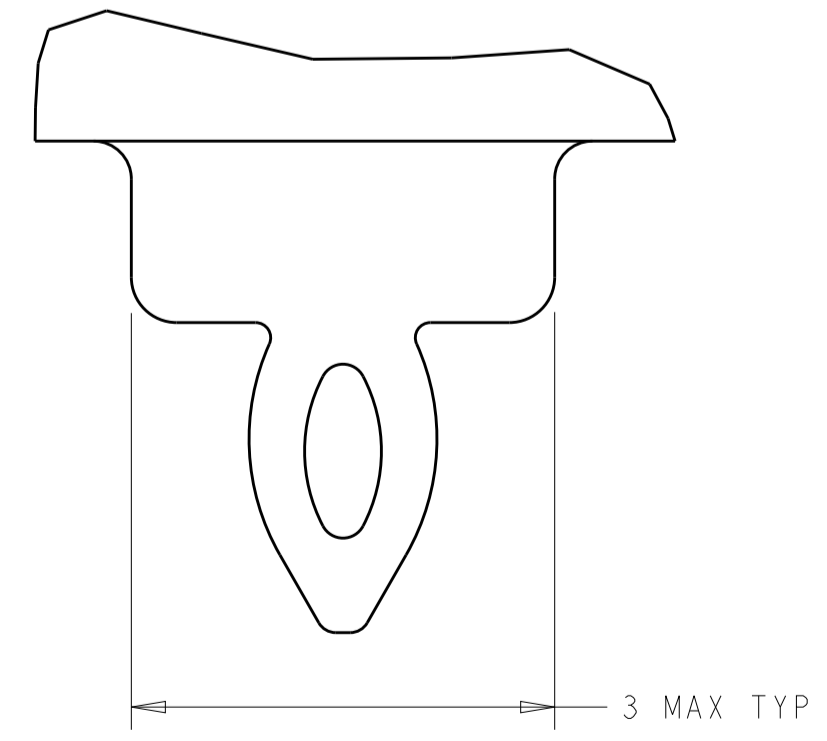
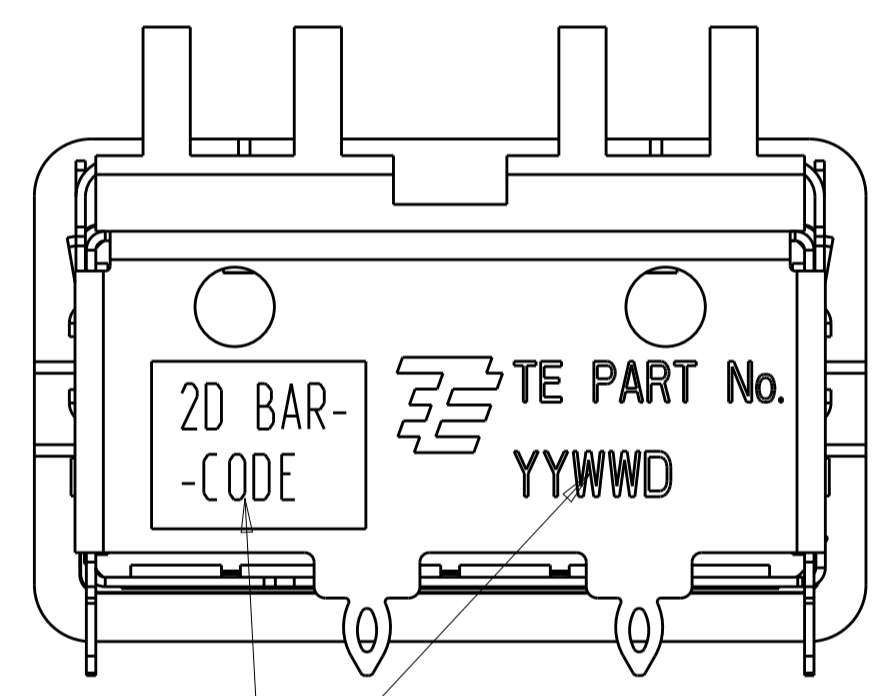
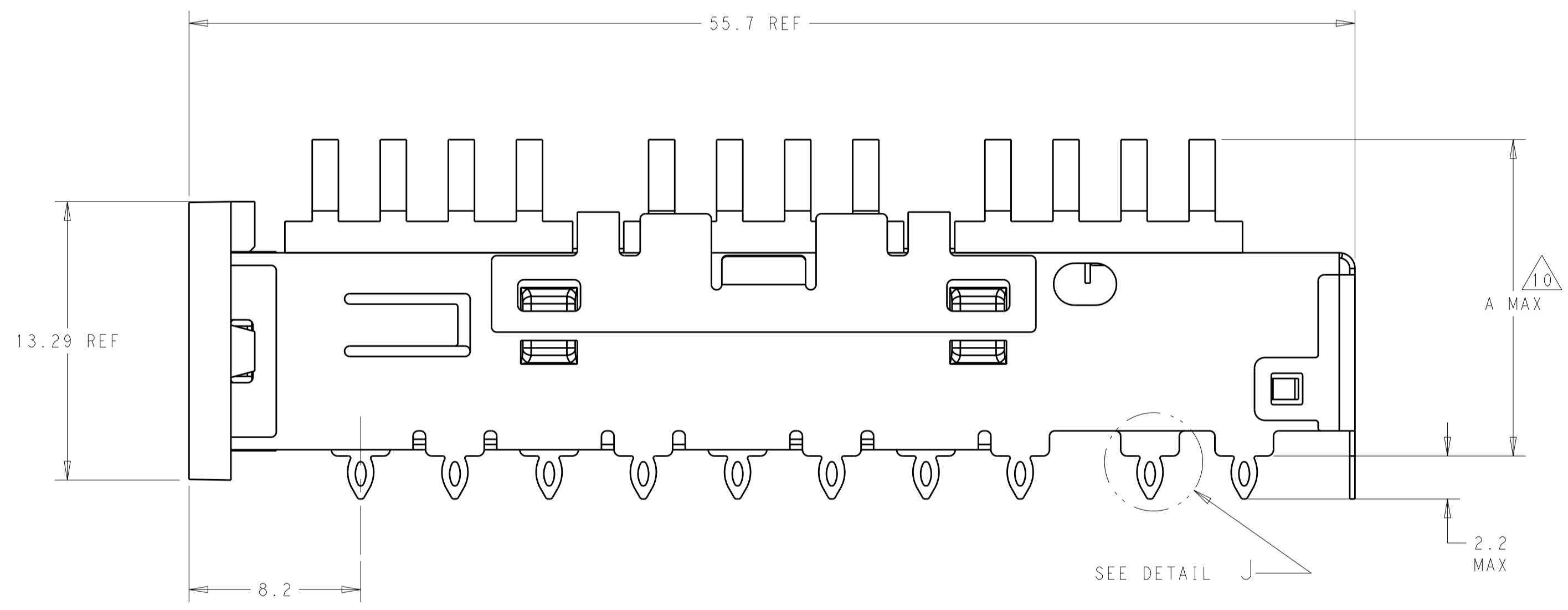
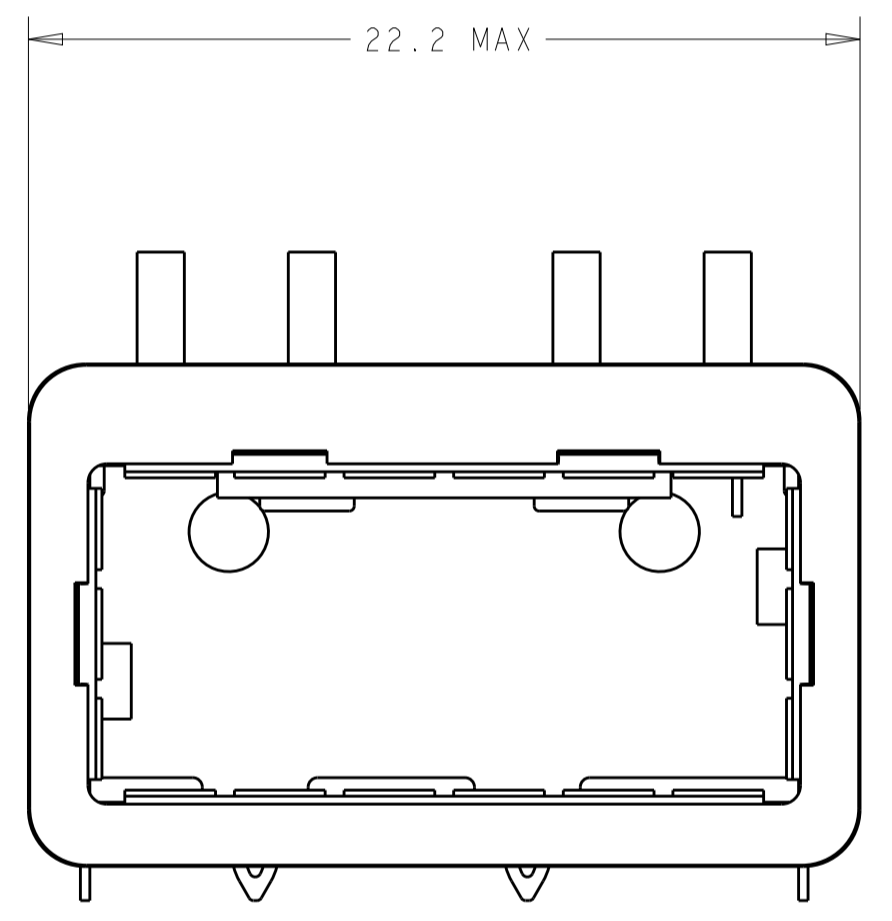
LOC	DIST	REVISIONS					
GP	00	P	LTN	DESCRIPTION	DATE	DWN	APVD
		A		RELEASED PER ECO-13-000076	17JAN2013	CJV	EDB
		B		REVISED PER ECO-14-014947	02OCT2014	CJV	EDB
		C		REVISED PER ECO-14-018993	26MAR2015	JY	SH
		D		REVISED PER ECO-15-005721	21JUL2015	JY	SH



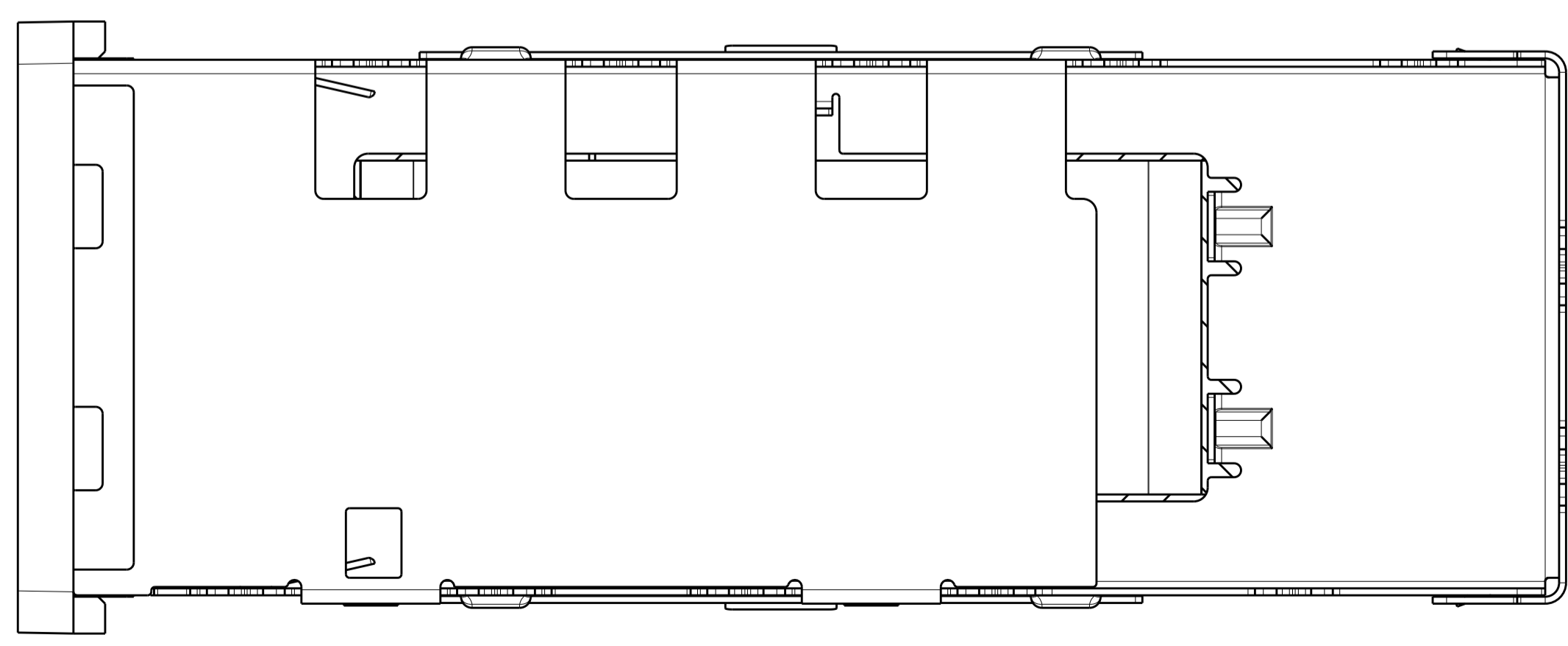
SCALE 5:1



- 1 CAGE MATERIAL: NICKEL SILVER, 0.25 THICK
 HEAT SINK MATERIAL: ALUMINUM
 HEAT SINK CLIP MATERIAL: STAINLESS STEEL
 EMI SPRING MATERIAL: COPPER ALLOY
 FRONT FLANGE MATERIAL: ZINC ALLOY
- 2 MINIMUM PITCH DIMENSION.
- 3. MATES WITH QSFP MSA COMPATIBLE TRANSCEIVER.
- 4 REFERENCE APPLICATION SPEC 114-13218 FOR RECOMMENDED DRILL HOLE DIAMETER AND PLATING THICKNESS.
- 5 DATUMS AND BASIC DIMENSIONS ESTABLISHED BY CUSTOMER.
- 6 DIMENSION C IS THE NOMINAL THICKNESS OF CUSTOMER SUPPLIED PC BOARD.
 SINGLE SIDED PC BOARD MINIMUM THICKNESS: 1.45
 DOUBLE SIDED PC BOARD MINIMUM THICKNESS: 2.7.
- 7 HEAT SINK AND CLIP SHIPPED ASSEMBLED TO CAGE ASSEMBLY
 CAGE ASSEMBLY MAY BE PRESSED INTO THE PCB AS SHIPPED.
- 8 DATUM A IS TOP SURFACE OF HOST BOARD.
- 9 SURFACE TRACES PERMITTED WITHIN THIS AREA EXCEPT WHERE CAGE STANDOFFS, SHOWN IN DETAIL J, CONTACT PC BOARD.
- 10 DIMENSION APPLIES WITH MODULE INSTALLED IN THE CAGE.
- 11 2D BARCODE AND DATE CODE (YYWW) MARKED APPROXIMATELY AS SHOWN.
- 12 EMI SPRING FINISH: 2µm MIN TIN.
 FRONT FLANGE FINISH: 3µm MIN TIN OVER 1.27µm MIN NICKEL
 OVER 5.08µm MIN COPPER.
 HEAT SINK FINISH: 0.076µm MIN NICKEL.



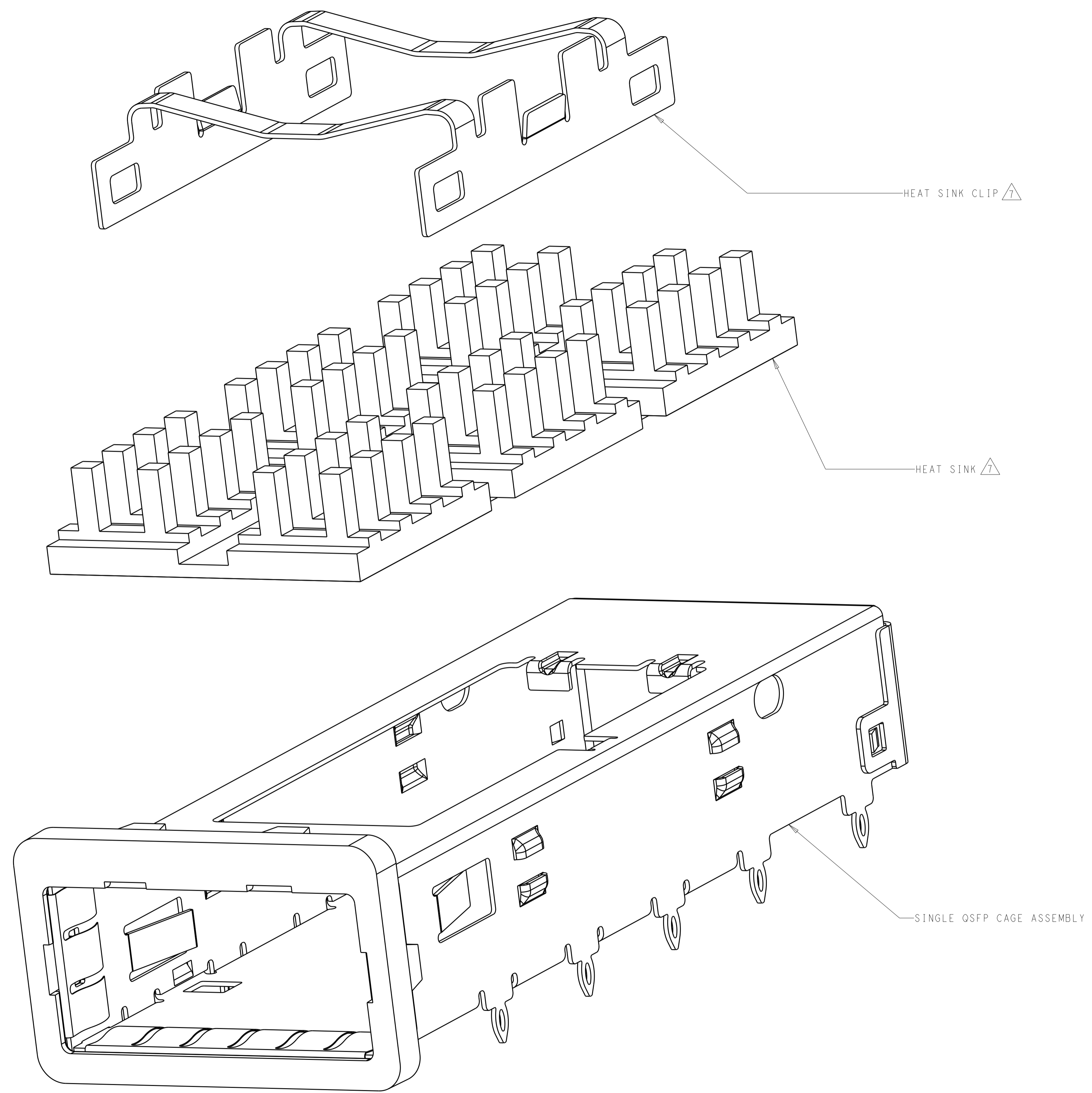
DETAIL J SCALE 20:1



23.0	NETWORKING HEAT SINK	1551892-3
16.0	SAN HEAT SINK (SHOWN)	1551892-2
13.7	PCI HEAT SINK	1551892-1
A	DESCRIPTION	PART NUMBER

THIS DRAWING IS A CONTROLLED DOCUMENT. DIMENSIONING AND TOLERANCING PER ASME Y14.5M-2009.		DWN E. ZIJLSTRA 08NOV2010	TE Connectivity	
TOLERANCES UNLESS OTHERWISE SPECIFIED:		CHK R. VERBEET 08NOV2010		
DIMENSIONS:	mm	APVD T. D. ROER 08NOV2010	NAME CAGE ASSEMBLY, BEHIND BEZEL, QSFP, WITH HEAT SINK	
0 PLC	±0.13	PRODUCT SPEC	SIZE CAGE CODE DRAWING NO	
1 PLC	±0.13	APPLICATION SPEC	RESTRICTED TO	
2 PLC	±0.13		A100779C=1551892	
3 PLC	±0.13		SCALE 5:1 SHEET 1 OF 5 REV D	
4 PLC	±0.13			
ANGLES	±0.13			
MATERIAL		WEIGHT		
FINISH		CUSTOMER DRAWING		

LOC	DIST	REVISIONS			
P	LTN	DESCRIPTION	DATE	OWN	APVD
GP	00	SEE SHEET 1	-	-	-

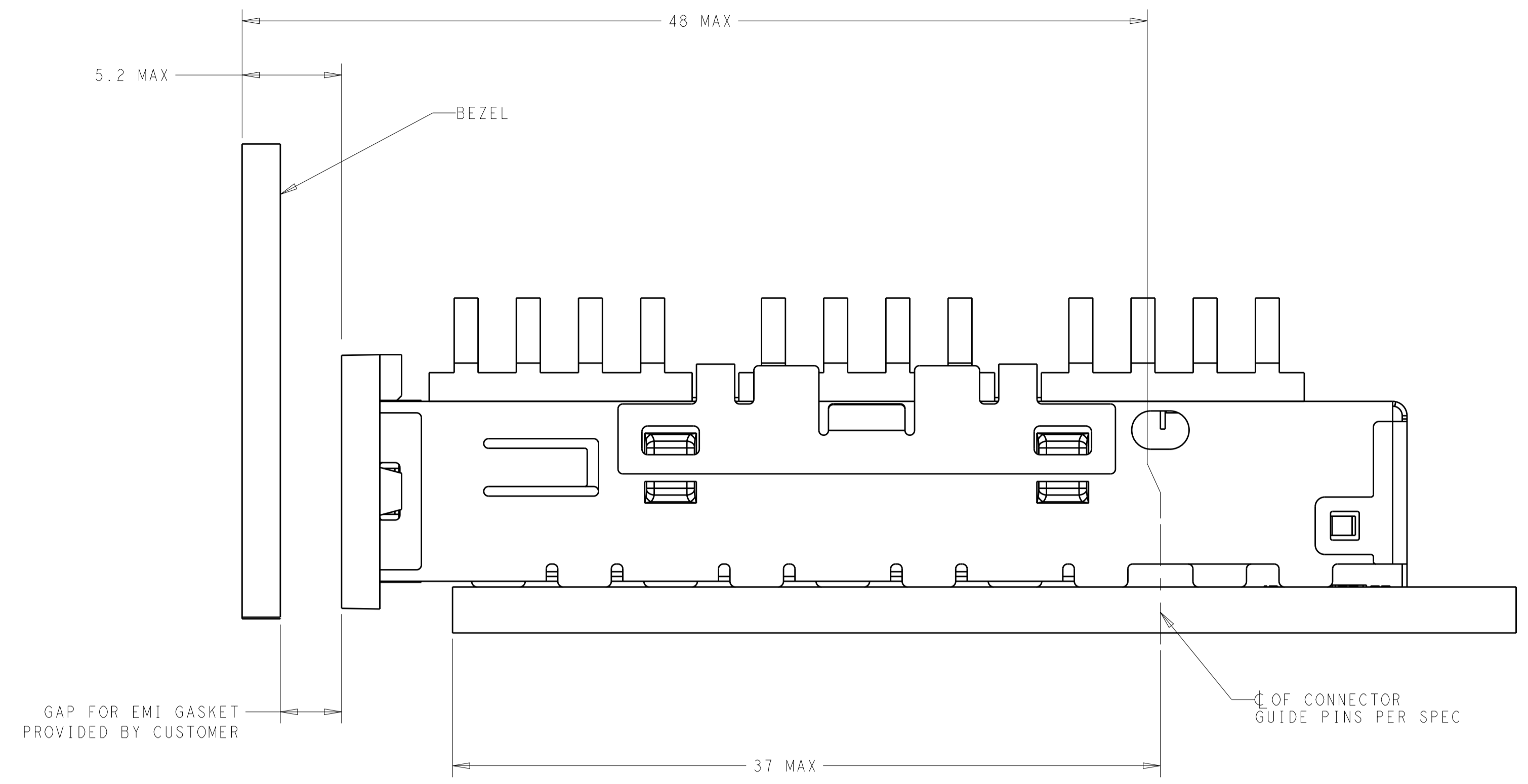
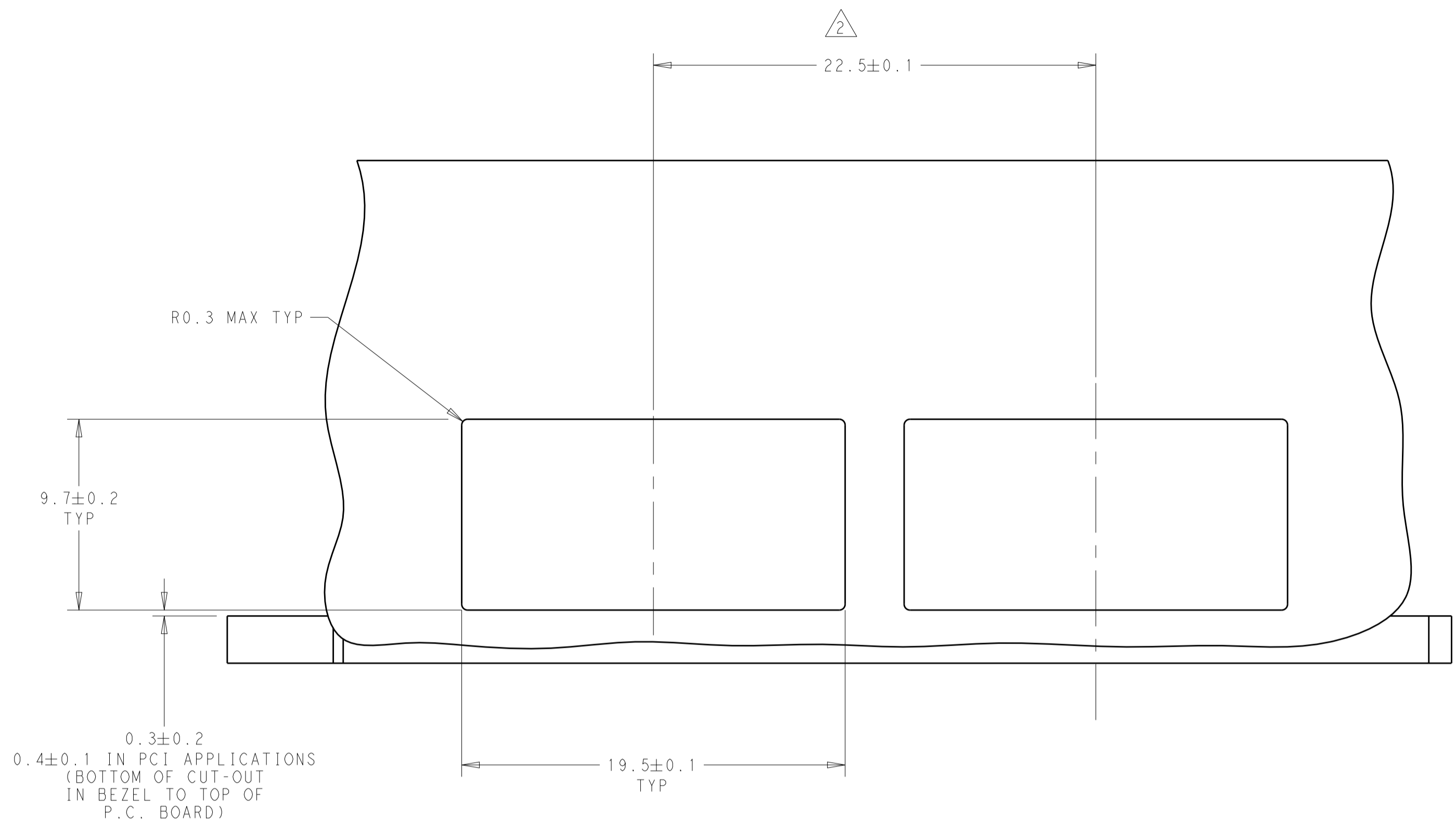


EXPLODED VIEW
SCALE 8:1

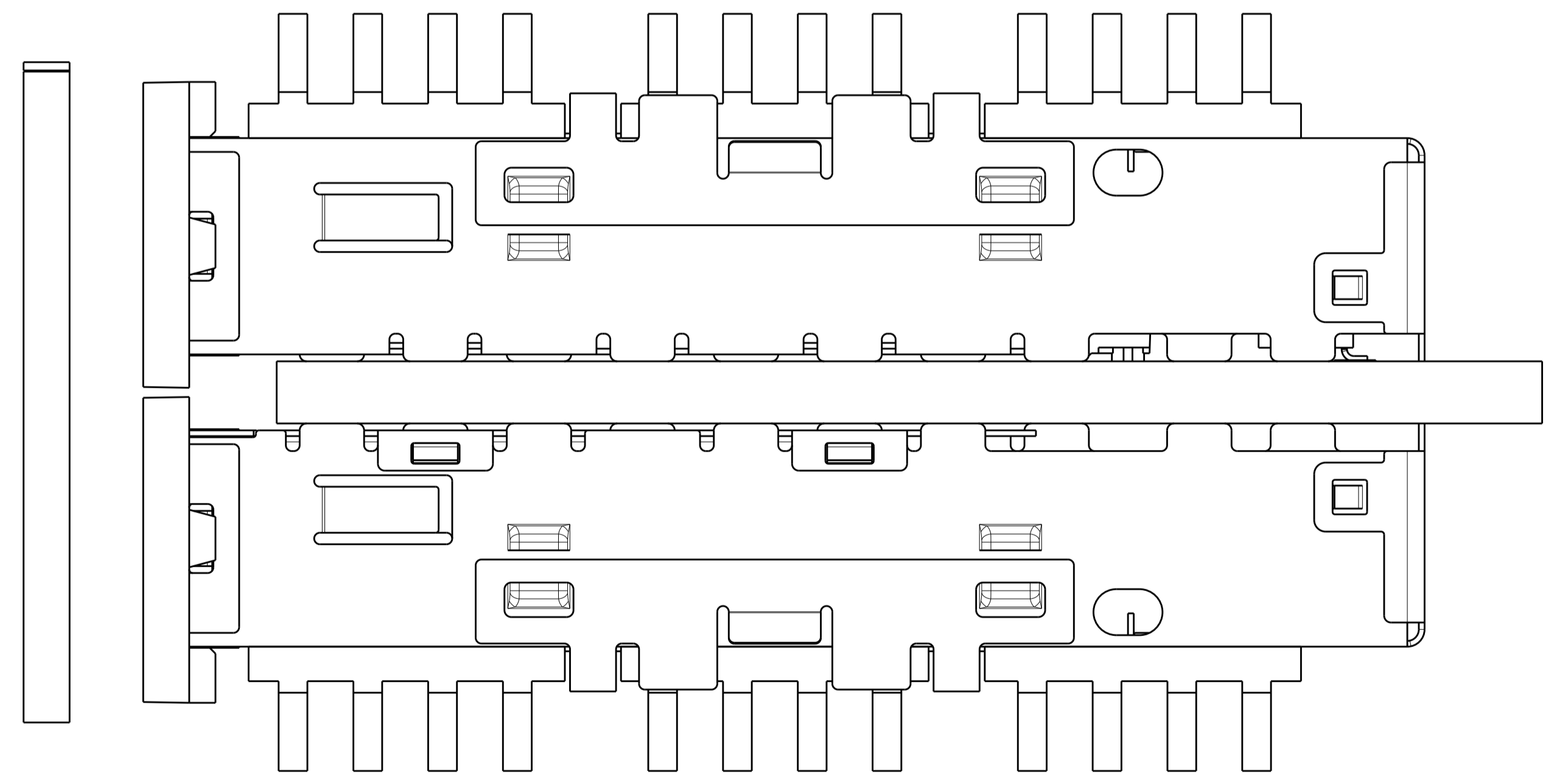

THIS DRAWING IS A CONTROLLED DOCUMENT. DIMENSIONING AND TOLERANCING PER ASME Y14.5M-2009.		OWN E. ZIJLSTRA 08NOV2010	TE Connectivity	
TOLERANCES UNLESS OTHERWISE SPECIFIED:		CHK R. VERBEET 08NOV2010		
DIMENSIONS:	mm	APVD T. D. ROER 08NOV2010	NAME CAGE ASSEMBLY, BEHIND BEZEL, ZOSFP, WITH HEAT SINK	
0 PLC	±0.13	PRODUCT SPEC	SIZE CAGE CODE DRAWING NO RESTRICTED TO	
1 PLC	±0.13	APPLICATION SPEC	A100779C=1551892	
2 PLC	±0.13	WEIGHT	-	
3 PLC	±0.13	CUSTOMER DRAWING	SCALE 5:1 SHEET 2 OF 5 REV D	
4 PLC	±0.13			
ANGLES	±0.13			
MATERIAL	FINISH			

LOC	DIST	REV	DATE	BY	APPV
GP	00				

REVISIONS			
NO.	DESCRIPTION	DATE	BY
1	SEE SHEET 1		



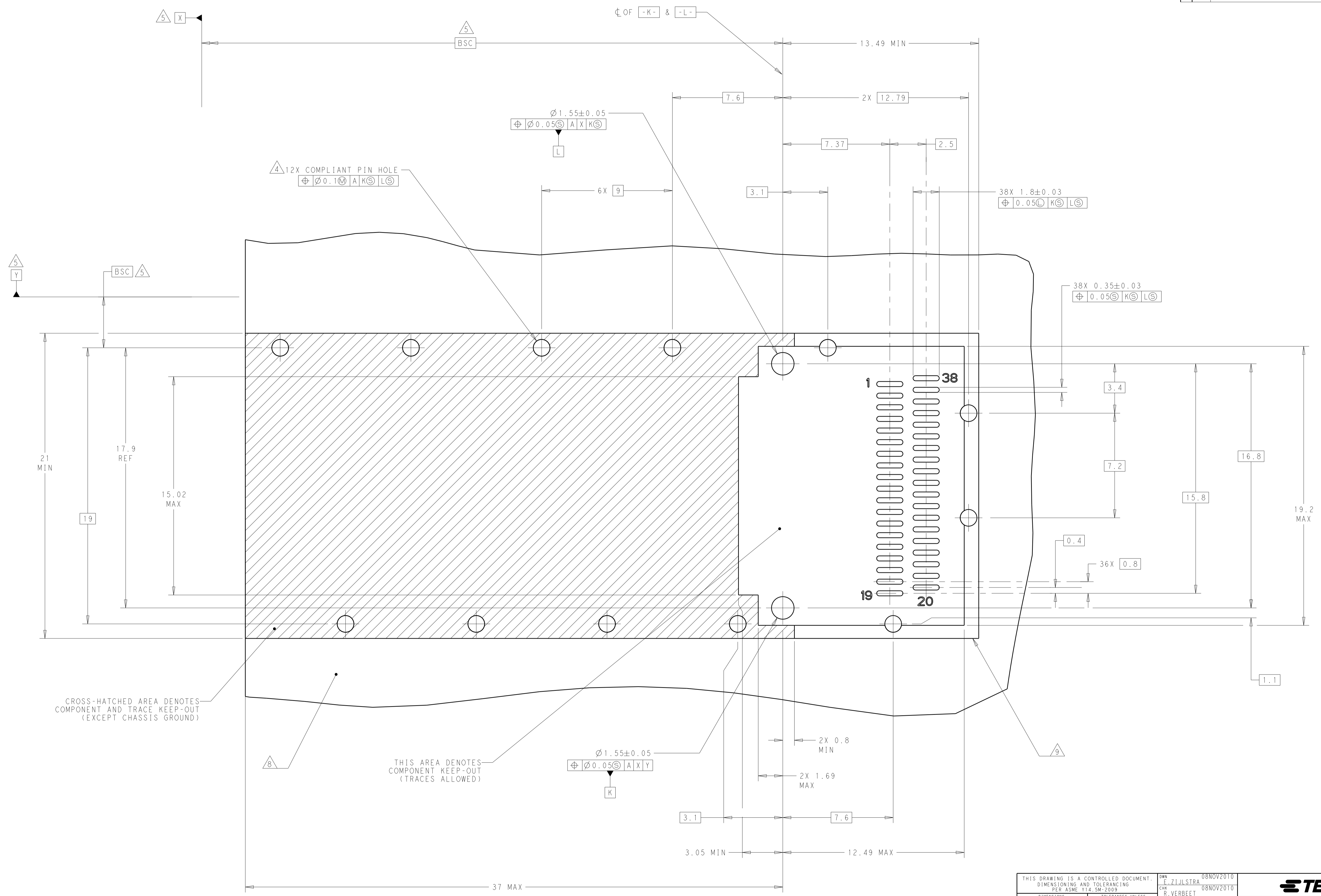
ONE SIDED CONFIGURATION



BELLY TO BELLY CONFIGURATION
 SIMILAR TO ONE SIDED EXCEPT
 WHERE NOTED

THIS DRAWING IS A CONTROLLED DOCUMENT. DIMENSIONING AND TOLERANCING PER ASME Y14.5M-2009		DWN: E.ZIJLSTRA 08NOV2010 CHK: R.VERBEET 08NOV2010 APPV: T.D.ROER 08NOV2010	TE Connectivity	
DIMENSIONS:	TOLERANCES UNLESS OTHERWISE SPECIFIED:	NAME	CAGE ASSEMBLY, BEHIND BEZEL, ZOSFP, WITH HEAT SINK	
mm	0 PLC ±0.13 1 PLC ±0.13 2 PLC ±0.13 3 PLC ±0.13 4 PLC ±0.13 ANGLES ±0.13	PRODUCT SPEC	-	
MATERIAL	FINISH	APPLICATION SPEC	-	
CUSTOMER DRAWING		WEIGHT	-	
SCALE 5:1		SIZE CAGE CODE DRAWING NO	A100779C=1551892	
SHEET 3 OF 5		RESTRICTED TO	-	
REV D				

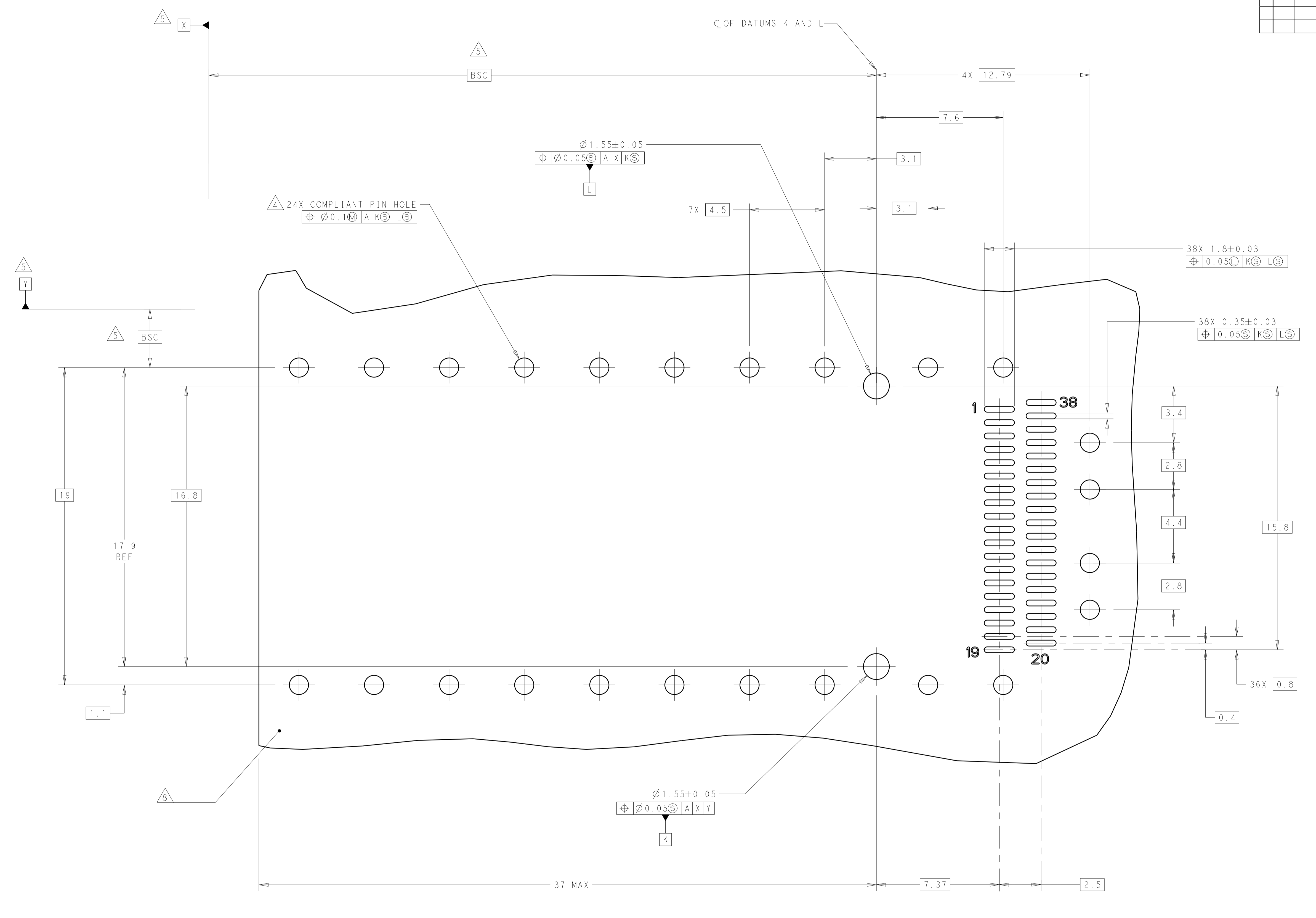
LOC	DIST	REVISIONS					
GP	00	P	LTN	DESCRIPTION	DATE	DWN	APVD
-	-	-	-	SEE SHEET 1	-	-	-



RECOMMENDED PCB LAYOUT
 SINGLE SIDED CONFIGURATION
 SCALE 8:1

THIS DRAWING IS A CONTROLLED DOCUMENT. DIMENSIONING AND TOLERANCING PER ASME Y14.5M-2009		DWN: E.ZIJLSTRA 08NOV2010 CHK: R.VERBEET 08NOV2010 APVD: T.D.ROER 08NOV2010	NAME: CAGE ASSEMBLY, BEHIND BEZEL, ZOSFP, WITH HEAT SINK
DIMENSIONS: mm	TOLERANCES UNLESS OTHERWISE SPECIFIED:	PRODUCT SPEC	RESTRICTED TO
0 PLC ±0.13	1 PLC ±0.13	APPLICATION SPEC	SIZE: A100779
2 PLC ±0.13	3 PLC ±0.13	WEIGHT	CAGE CODE: 1551892
4 PLC ±0.13	ANGLES ±0.13	CUSTOMER DRAWING	SCALE: 4:1 SHEET 4 OF 5 REV D

LOC	DIST	REVISIONS			
P	LTN	DESCRIPTION	DATE	DWN	APVD
-	-	SEE SHEET 1	-	-	-



RECOMMENDED PCB LAYOUT
 BELLY TO BELLY CONFIGURATION
 SEE SHEET 4 FOR KEEP OUT AREAS
 SCALE 8:1

THIS DRAWING IS A CONTROLLED DOCUMENT. DIMENSIONING AND TOLERANCING PER ASME Y14.5M-2009		DWN E.ZIJLSTRA 08NOV2010 CHK R.VERBEEF 08NOV2010 APVD T.D.ROER 08NOV2010	TE Connectivity	
DIMENSIONS:	TOLERANCES UNLESS OTHERWISE SPECIFIED:	PRODUCT SPEC	NAME CAGE ASSEMBLY, BEHIND BEZEL, ZOSFP, WITH HEAT SINK	
mm	0 PLC ±0.13 1 PLC ±0.13 2 PLC ±0.13 3 PLC ±0.13 4 PLC ±0.13 ANGLES ±0.13	APPLICATION SPEC	SIZE	RESTRICTED TO
MATERIAL	FINISH	WEIGHT	A100779C=1551892	
CUSTOMER DRAWING		SCALE	4:1	SHEET 5 OF 5 REV D

单击下面可查看定价，库存，交付和生命周期等信息

[>>TE Connectivity\(泰科\)](#)