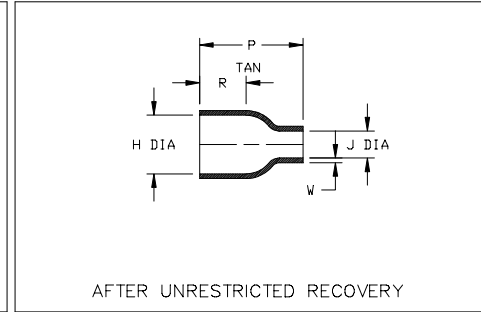
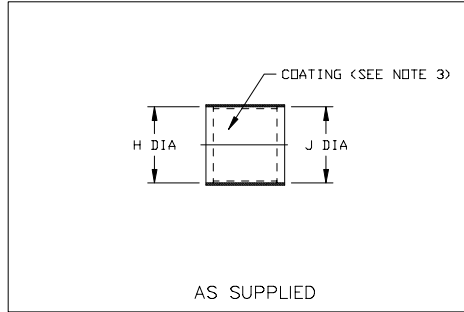


Thermofit[®] Molded Parts
 Specification Control Drawing
 Limited Distribution

Part Number : 202A312-X-10
 Description : Boot, Straight

NOTES

- All dimensions are in $\frac{\text{inches}}{\text{[millimeters]}}$
- Dimensions appearing in table are as follows:
 a - As Supplied
 b - After Unrestricted Recovery
- Coating is optional. As supplied dimensions appearing in table are for uncoated parts. When coating is added, entry diameters will be reduced by .06 max.



PART NUMBER	H		J		P ±10%	R Ref	W ±20%
	Min	Max	Min	Max			
	a	b	a	b	b	b	b
202A312-X-10	.79 [20,1]	.64 [16,3]	.79 [20,1]	.24 [6,1]	1.03 [26,1]	.62 [15,7]	.08 [2,03]

Raychem

RAYCHEM CORPORATION
 300 CONSTITUTION DRIVE
 MENLO PARK, CALIFORNIA 94025

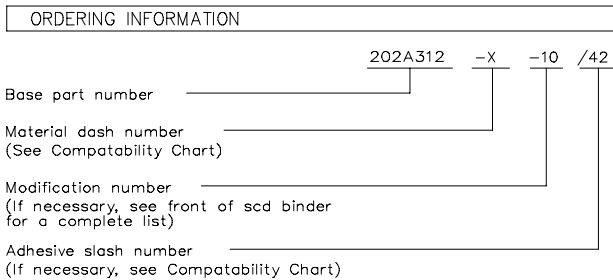
Revision : A
 Date : 9/30/98

Part Number : 202A312-X-10
 Description : Boot, Straight

Thermofit[®] Molded Parts
 Specification Control Drawing
 Limited Distribution

Part Number : 202A312-X-10
 Description : Boot, Straight

COMPATABILITY CHART					
MATERIAL DASH NO.	MATERIAL DESCRIPTION	RT SPEC	COATING SLASH NO.	COATING S NO.	COATING DESCRIPTION
-3	Polyolefin, Semi-rigid	RT-301	/42	S-1017	Adhesive
-4	Polyolefin, Flexible	RT-1304	/42	S-1017	Adhesive



THIS DRAWING IS SUBJECT TO CHANGE WITHOUT NOTICE; CONSULT YOUR
 NEAREST FIELD REPRESENTATIVE FOR CURRENT REVISION

Raychem

RAYCHEM CORPORATION
 300 CONSTITUTION DRIVE
 MENLO PARK, CALIFORNIA 94025

Revision : A
 Date : 9/30/98

Part Number : 202A312-X-10
 Description : Boot, Straight

CAD FILE MP98156

单击下面可查看定价，库存，交付和生命周期等信息

[>>TE Connectivity\(泰科\)](#)