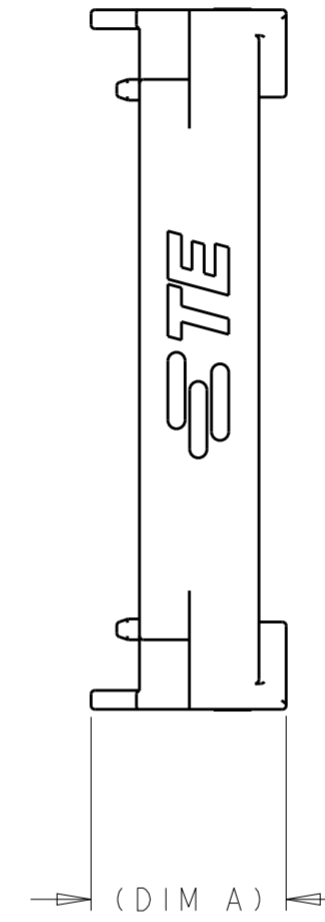
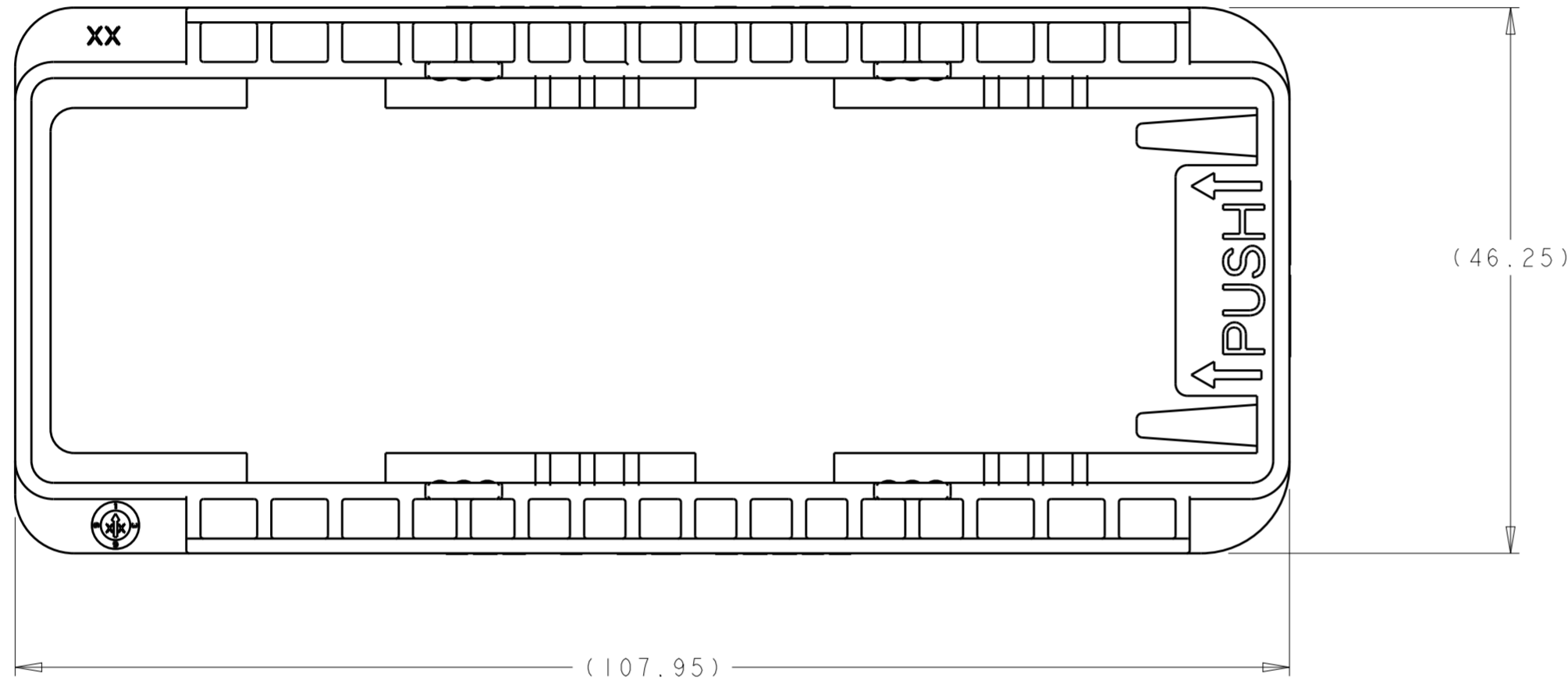
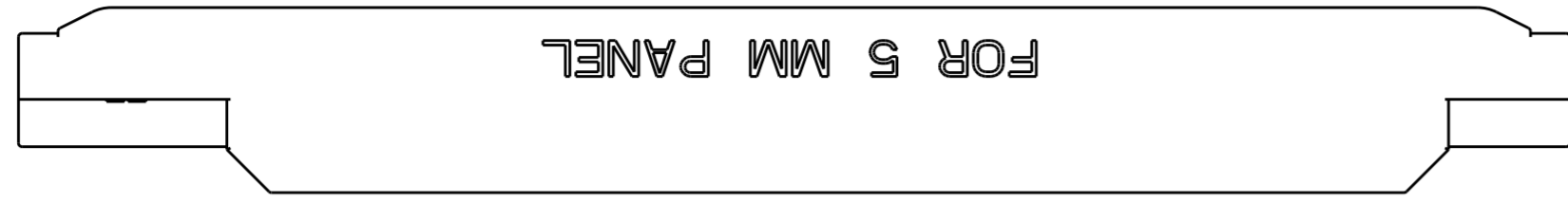
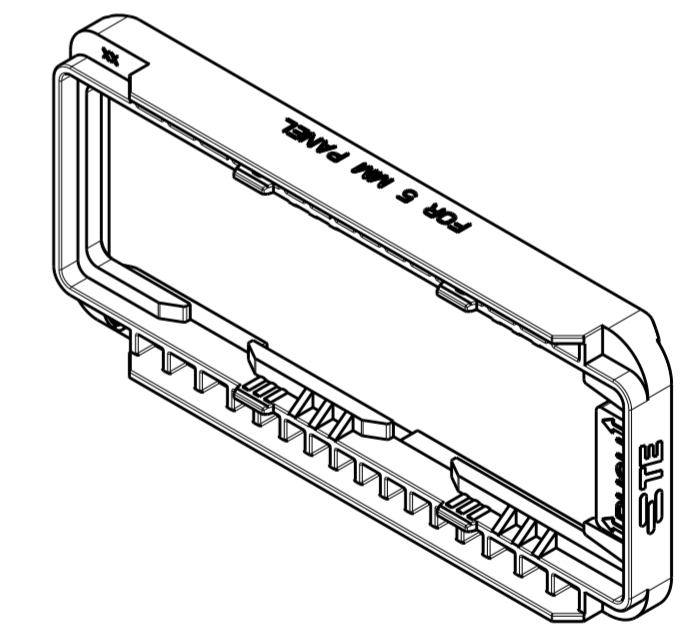


THIS DRAWING IS UNPUBLISHED. RELEASED FOR PUBLICATION 20
 © COPYRIGHT 20 BY - ALL RIGHTS RESERVED.

REVISIONS					
P	LTR	DESCRIPTION	DATE	DWN	APVD
A		RELEASED PER ECO-13-012869	12AUG2013	RGV	RN
A1		REVISED PER ECO-14-012756	19AUG2014	DD	RN
A2		REVISED PER ECO-16-005216	05APR2016	JM	RN



- 1 MATERIAL: PBT-GF30
COLOR: SEE TABLE
- 2. FOR USE WITH TE P/N 2138846-X.
- 3 MARKING FOR RECOMMENDED PANEL THICKNESS. SEE TABLE FOR PART NUMBER TO PANEL THICKNESS RELATIONSHIP.
- 4 NOTE DELETED.



SCALE 1:1

2138852-1 SHOWN

BLACK	3.0±0.10	14.9	2138852-3
YELLOW	4.0±0.10	13.9	2138852-2
RED	5.0±0.10	12.9	2138852-1
COLOR	PANEL THICKNESS 3	DIM A	PART NO

THIS DRAWING IS A CONTROLLED DOCUMENT.		DWN R. VESTAL 17 JAN 2012	TE Connectivity MOUNTING CLIP, AMPSEAL 16 HYBRID LEVER	
DIMENSIONS:		CHK R. NARANG 30 JAN 2012		
mm		APVD D. KLEIN 30 JAN 2012		
TOLERANCES UNLESS OTHERWISE SPECIFIED:		PRODUCT SPEC	NAME	
0 PLC ±	1 PLC ±	108-32036	SIZE CAGE CODE DRAWING NO RESTRICTED TO	
2 PLC ±	3 PLC ±	114-32117	A20779G-2138852	
4 PLC ±	ANGLES ±°	WEIGHT -	SCALE 2:1 SHEET 1 OF 1 REV A2	
FINISH -	-	CUSTOMER DRAWING		

单击下面可查看定价，库存，交付和生命周期等信息

[>>TE Connectivity\(泰科\)](#)