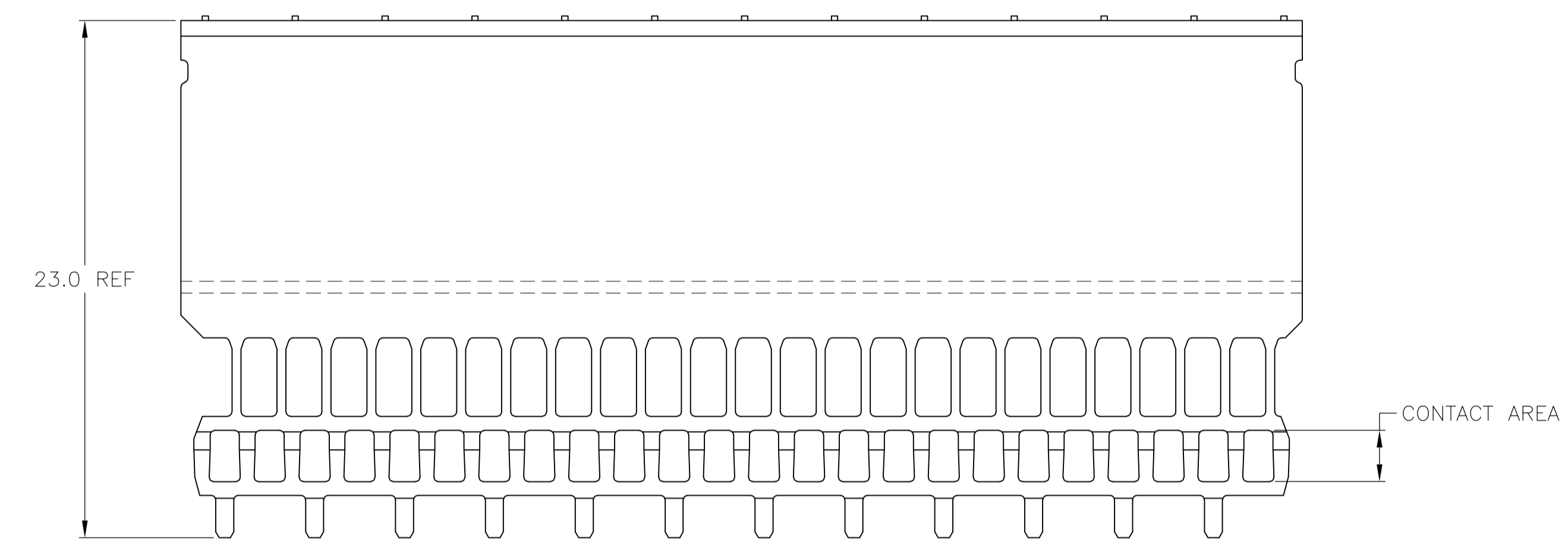
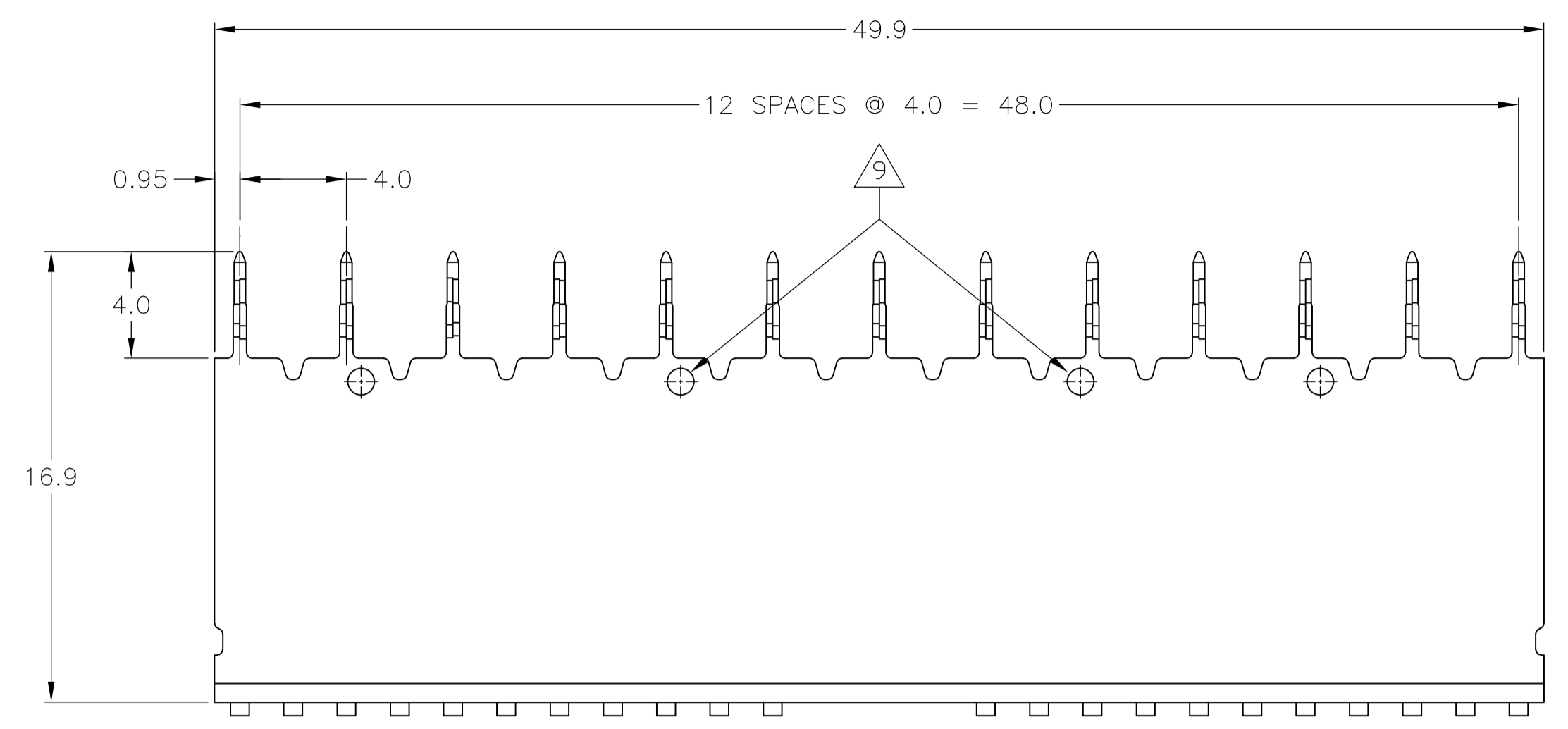
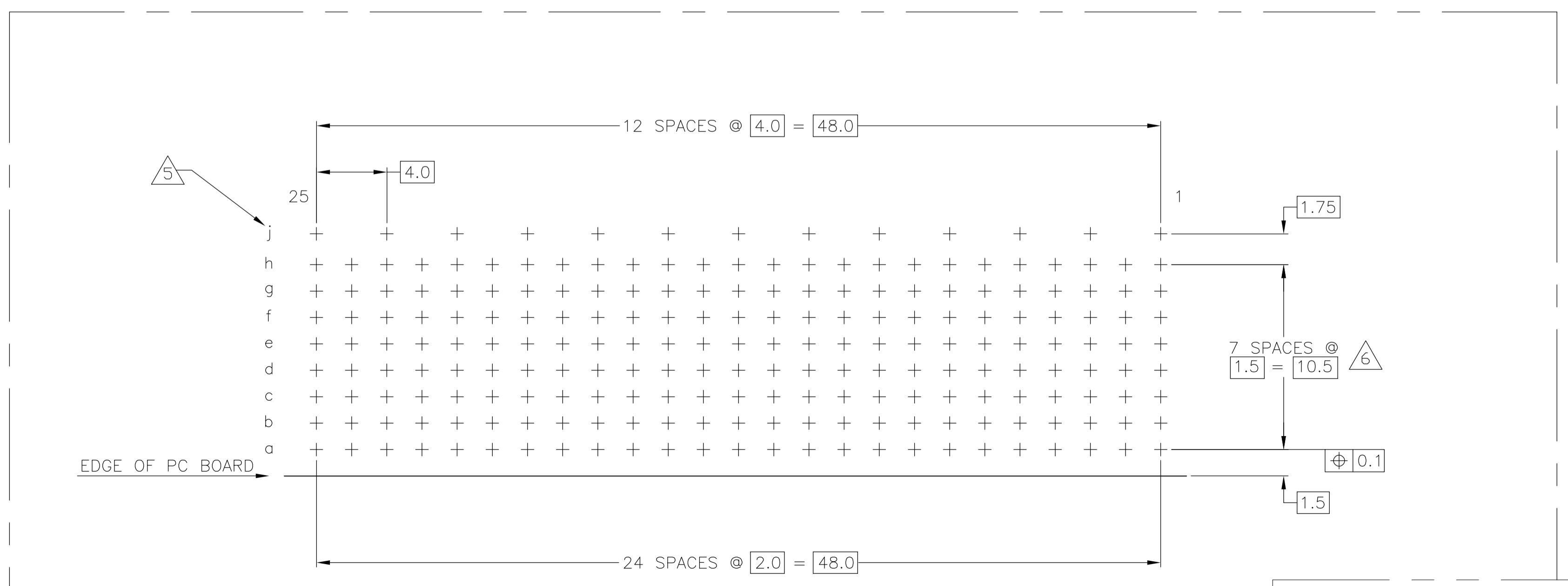
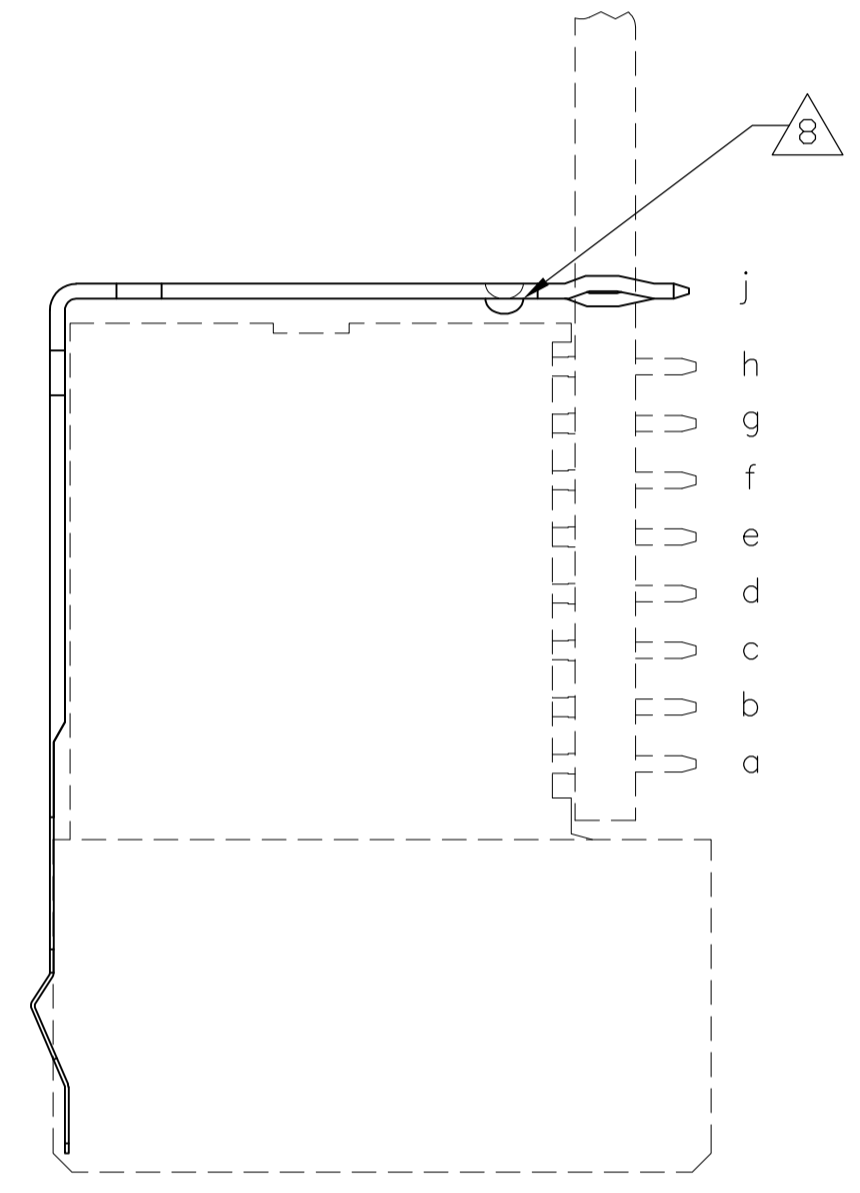


LOC		DIST		REVISIONS			
AD	00	REV	DATE	BY	CHK	APPV	
G		REVISED PER ECO-07-030179	21DEC07	DH	JE		
G1		REVISED PER ECO-10-000443	15JAN10	KK	AEG		



- 1 MATERIAL: PHOSPHOR BRONZE.
- 2 GENERAL PLATING SPECIFICATION: UNDERPLATING (ENTIRE CONTACT): 1.27µm MIN NICKEL AND ACTION PIN: 0.5µm MIN TIN/LEAD. FOR PLATING OF MATING SURFACES SEE APPLICABLE SPECIFICATION REFERENCE FOR EACH DASH NUMBER.
- 3 CONFORMS TO ALL TESTING ACCORDING TO IEC 61076-4-101 PERFORMANCE LEVEL 2.
- 4 CONNECTOR TESTED AND QUALIFIED AGAINST TELCORDIA GR-1217-CORE QUALITY LEVEL 3, CENTRAL OFFICE APPLICATIONS.
- 5 ROW J 13 PLATED THROUGH HOLES FOR UPPER-SHIELD.
- 6 HOLE PATTERN FOR FEMALE CONNECTOR TYPE A. 200 PLATED-THROUGH HOLES A 1.5 X 2mm GRID.
- 7 CONTACT AREA LUBRICATED WITH BELLCORE APPROVED LUBRICANT. TECHNICAL REFERENCE: GR-1217-CORE, ISSUE 1, NOVEMBER 1995.
- 8 P/N 646429-2 DOES NOT HAVE EMBOSSEMENTS.
- 9 OPTIONAL DIMPLES AT DISCRETION OF DIE ENGINEER.
- 10 OBSOLETE PARTS: OBSOLETE CIS STREAMLINING PER D.RENAUD/D.SINISI



COMPONENT SIDE AS SHOWN
 RECOMMENDED PCB-HOLE LAYOUT

PLATED THRU HOLES PARAMETERS
 REFERENCE APPLICATION SPECIFICATION

10	OBsolete	2	4	7	-646429-9-
		2	3	8	646429-2
		2	3		646429-1
		FINISH			PART NUMBER

THIS DRAWING IS A CONTROLLED DOCUMENT.		DIN B CARDO 06DEC05	Tyco Electronics Corporation Harrisburg, PA 17105-3608	
DIMENSIONS: mm		CHK G SKIPPER 06DEC05	NAME GROUND RETURN UPPER-SHIELD, TYPE E Z-PACK 2mm HM 8 ROW, FEMALE (INTEGRATED VERSION)	
TOLERANCES UNLESS OTHERWISE SPECIFIED:		APPV G SKIPPER 06DEC05	PRODUCT SPEC 108-19082	
0 PLC ± -		APPLICATION SPEC 114-19036		
1 PLC ± 0.1		SIZE A1		
2 PLC ± -		CAGE CODE DRAWING NO 00779		
3 PLC ± -		REV G1		
4 PLC ± -		SCALE 5:1		
ANGLES ± ±		SHEET 1 OF 1		
MATERIAL 1 SEE TABLE		RESTRICTED TO		
		CUSTOMER DRAWING		

单击下面可查看定价，库存，交付和生命周期等信息

[>>TE Connectivity\(泰科\)](#)