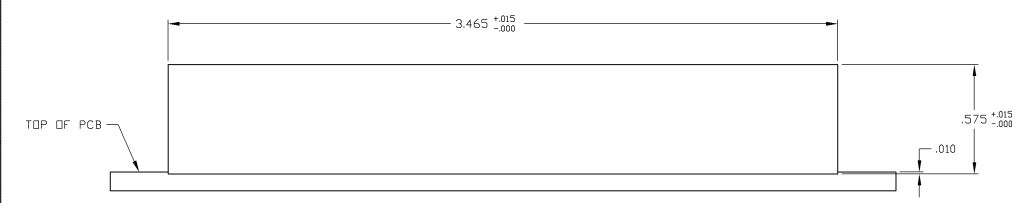
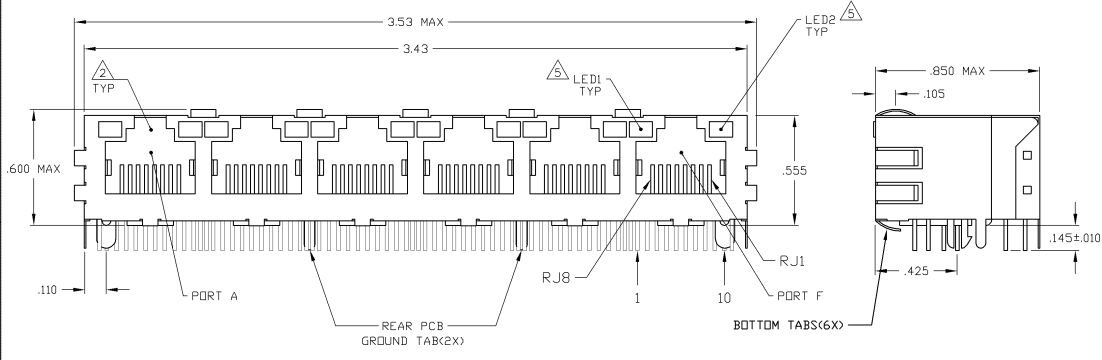
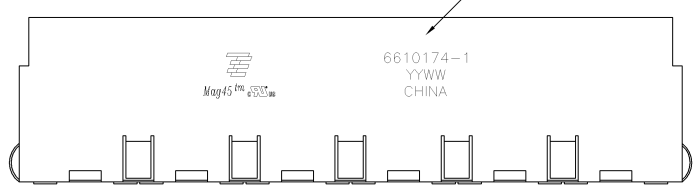


MECHANICAL:



IX6 SUGGESTED PANEL CUTOUT

- 1. MATERIALS:**

 - HOUSING - THERMOPLASTIC PET POLYESTER FLAMMABILITY RATING UL 94V-0
 - SHIELD - .010" THICK, C26800 BRASS PREPLATED WITH 30UNCH MIN SEMI-BRIGHT NICKEL. SOLDER TABS POST DIPPED WITH 100 UNCH MIN SAC SOLDER.
 - MOD. JACK CONTACTS - 0.0157 X 0.018" PHOSPHOR BRONZE, 50 UNCH MIN OVERALL NICKEL UNDERPLATE WITH SELECT 50UNCH MIN HARD GOLD FINISH PLATE.
 - SOLDER TAILS WITH 100UNCH MIN MATTE TIN AND/OR SAC SOLDER DIP.
 - LIGHT EMITTING DIODE(LED) - DIFFUSED EPOXY LENS, .020" X .020" CARBON STEEL WIREFRAME. LEADS PRE-PLATED WITH 80UNCH SILVER OVER 40UNCH NICKEL UNDERPLATE OVER 40UNCH COPPER UNDERPLATE.
 - POST-PLATED WITH 100UN MIN MATTE TIN AND/OR SAC SOLDER DIP OR PURE TIN SOLDER DIP.
- 2. RJ45 JACK CAVITY CONFORMS TO FCC RULES AND REGULATIONS PART 68, SUB PART F.**
- 3. MAGNETICS**

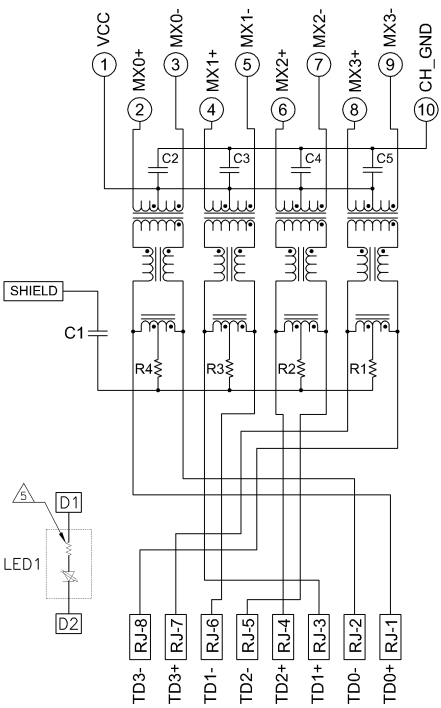
 - APPLICATION: 10/100/1000 BASE-T
 - IMPEDANCE: 100 OHMS
 - TURNS RATIO (CHP CABLE): 1:1 ALL FOUR PAIRS
 - OPEN CIRCUIT INDUCTANCE (OCL): 350nH MIN @100kHz, 0.1VRMS, 8mADC BIAS FROM 0 °C TO 70 °C, ALL FOUR PAIRS
 - ALL FOUR PAIRS BI-DIRECTIONAL
 - PERFORMANCE @ 25 °C
 - INSERTION LOSS (IL): 1.5dB MAX FROM 0.5MHz TO 100MHz
 - RETURN LOSS (RL): 18dB MIN FROM 0.5MHz TO 40MHz
 - 12-20LOG(F/80)dB MIN FROM 4.0 MHz TO 100MHz
 - CROSSTALK ATTENUATION 35dB MIN FROM 0.5MHz TO 40MHz
 - 33-20LOG(F/50)dB MIN FROM 4.0 MHz TO 100MHz
 - COMMON MODE REJECTION RATIO (CMRR): 50dB MIN FROM 0.5MHz TO 100MHz
 - ISOLATION VOLTAGE: COMPLIES WITH IEEE802.3 2002, PARA 4.6.1.1, ITEM b
- 4. OPERATING TEMPERATURE: FROM 0°C TO +70°C.**
- 5. THE 250 OHM LED RESISTORS ARE OPTIONAL. PLEASE SEE CHART FOR PRESENCE OR ABSENCE OF LED RESISTORS. IF THE LED WITHOUT 250 OHM RESISTORS, LED IS DRIVEN WITH CONSTANT CURRENT AT APPROX 20mA. LED COLOR/DOMINANT WAVELENGTH(D) GREEN 588nm TYP. @ IF=20mA**

 - FORWARD VOLTAGE (VF) GREEN 2.2V TYP. @ IF=20mA
 - DOMINANT WAVELENGTH(D) YELLOW 588nm TYP. @ IF=20mA
 - FORWARD VOLTAGE (VF) YELLOW 2.1V TYP. @ IF=20mA
 - IF THE LED WITH 250 OHM RESISTORS, LED IS DRIVEN WITH 5V VOLTAGE AND THE MAX OPERATING CURRENT IS 20mA.
 - LED COLOR/DOMINANT WAVELENGTH(D) GREEN 588nm TYP. @ VF=5V
 - FORWARD CURRENT (IF) GREEN 12 mA TYP. @ VF=5V
 - DOMINANT WAVELENGTH (D) YELLOW 588nm TYP. @ VF=5V
 - FORWARD CURRENT (IF) YELLOW 13 mA TYP. @ VF=5V

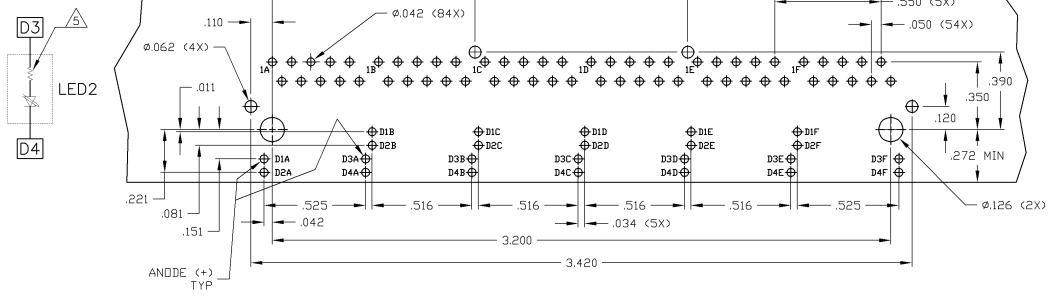
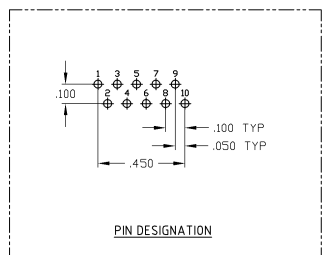
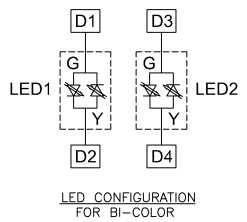
GREEN	YES	GREEN	YES	1-6610174-1
YELLOW	NO	YELLOW	NO	1-6610174-0
YELLOW	NO	GREEN	NO	6610174-9
GREEN	NO	YELLOW	NO	6610174-8
GREEN	NO	GREEN	NO	6610174-7
GREEN/YELLOW	NO	GREEN/YELLOW	NO	6610174-6
GREEN/YELLOW	NO	GREEN	NO	6610174-5
GREEN/YELLOW	YES	GREEN	YES	6610174-4
YELLOW	YES	YELLOW	YES	6610174-3
YELLOW	YES	GREEN	YES	6610174-2
GREEN	YES	YELLOW	YES	6610174-1
LED 1	250 OHMS RESISTOR	LED 2	250 OHMS RESISTOR	PART NUMBER

THIS DRAWING IS A CONTROLLED DOCUMENT		ATTENTION - CUSTOMER		TYPE Electronics Corporation	
DATE	REV	DATE	REV	DATE	REV
CUSTOMER DRAWING		A1 00779		6610174	
SCALE		4:1		REV 1	

7G05P1 GIGABIT CIRCUIT



R1-R4 = 75 OHMS, 1/16W RESISTORS
 C1 = 1000pF, 2kV CAPACITOR
 C2 - C5 = 0.1uF, 50V, X7R CAPACITORS



SUGGESTED PCB LAYOUT
 (Component Side)

THIS DRAWING IS A CONTROLLED DOCUMENT		2 - ATTACH - 00000	Two Electronics Corporation
DATE	REV	DESCRIPTION	Changes, Other
108-2100	1	7G05P1 GIGABIT ETHERNET CIRCUIT, SHIELDED, BOTTOM PANEL/REAR PCB GROUND TABS, WITH LEDs	
AA	22	A1 00779	6610174
CUSTOMER DRAWING		SCALE	4:1

单击下面可查看定价，库存，交付和生命周期等信息

[>>TE Connectivity\(泰科\)](#)