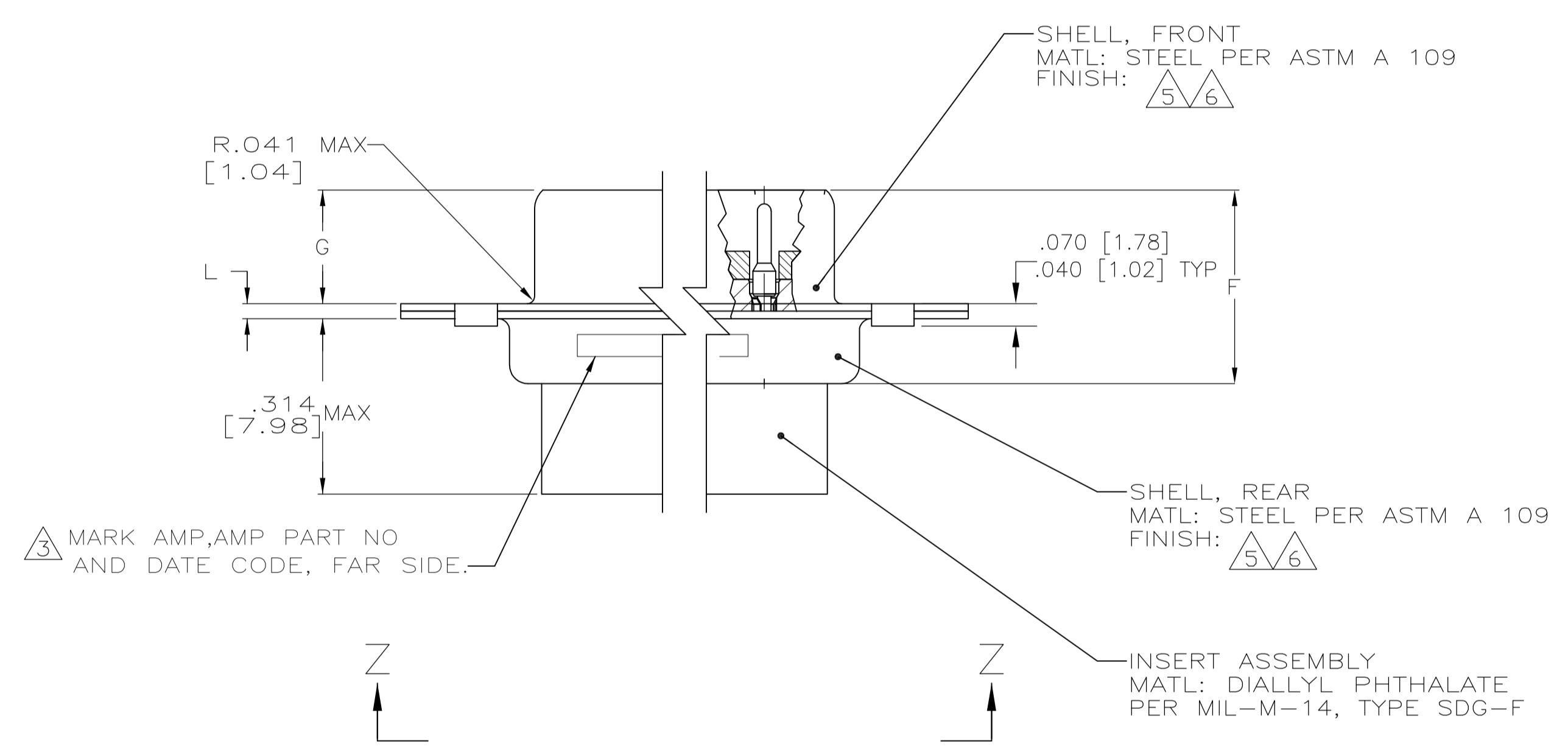


1. DIMENSIONS AND TOLERANCES PER ANSI Y14.5M-1982.
2. SEE SHEET 2 FOR INSERT ARRANGEMENTS.
3. MARK WITH .047 [1.19]-.062 [1.57] HIGH CHARACTERS. FAR SIDE REFERS TO THE WIDE SIDE OF THE KEYSTONE. NEAR SIDE REFERS TO THE NARROW SIDE OF THE KEYSTONE. SIZE 1 AND 2 SHALL BE MARKED AS FOLLOWS:
 - A. "AMP" AND DATE CODE ON REAR SHELL, NEAR SIDE.
 - B. AMP PART NUMBER ON REAR SHELL, FAR SIDE.
4. CONTACTS NOT INSTALLED IN CONNECTOR, SHOWN FOR REFERENCE ONLY.
5. FINISH: CADMIUM PER QQ-P-416 OVER COPPER PER MIL-C-14550.
6. FINISH: ZINC PLATED PER ASTM-B-633 .000200-.000400 THK WITH SUPPLEMENTARY CHROMATE (Cr3+).



	.040 [1.02] .020 [0.51]	.432 [10.97] .412 [10.46]	.769 [19.53] .749 [19.02]			.509 [12.93] .479 [12.17]	.316 [8.03] .306 [7.77]	.989 [25.12] .979 [24.87]	.648 [16.46] .638 [16.21]	1.228 [31.19] 1.198 [30.43]	19	1	6	5-593210-1
OBSOLETE		.544 [13.82] .524 [13.31]	2.188 [55.58] 2.168 [55.07]			.620 [15.75] .590 [14.99]	.428 [10.87] .418 [10.62]	2.411 [61.24] 2.401 [60.99]	2.069 [52.55] 2.059 [52.30]	2.650 [67.31] 2.620 [66.55]	100	5	5	593210-5
OBSOLETE	.049 [1.24] .029 [0.74]		2.282 [57.96] 2.262 [57.45]			2.505 [63.63] 2.495 [63.37]		2.505 [63.63] 2.495 [63.37]	2.164 [54.97] 2.154 [54.71]	2.744 [69.70] 2.714 [68.94]	79	4	5	593210-4
OBSOLETE		.432 [10.97] .412 [10.46]	1.635 [41.53] 1.615 [41.02]	.248 [6.30] .238 [6.05]	.439 [11.15] .419 [10.64]	.509 [12.93] .479 [12.17]	.316 [8.03] .306 [7.77]	1.857 [47.17] 1.847 [46.91]	1.516 [38.51] 1.506 [38.25]	2.103 [53.42] 2.073 [52.65]	52	3	5	593210-3
	.040 [1.02] .020 [0.51]		1.093 [27.76] 1.073 [27.25]			1.317 [33.45] 1.307 [33.20]		1.317 [33.45] 1.307 [33.20]	.976 [24.79] .966 [24.54]	1.556 [39.52] 1.526 [38.76]	31	2	5	593210-2
			.769 [19.53] .749 [19.02]			.989 [25.12] .979 [24.87]	.648 [16.46] .638 [16.21]	1.228 [31.19] 1.198 [30.43]			19	1	5	593210-1
	L	J	H	G	F	E	D	C	B	A	NO OF POS	SHELL SIZE	PART NUMBER	

THIS DRAWING IS A CONTROLLED DOCUMENT.

DIMENSIONS: INCHES

TOLERANCES UNLESS OTHERWISE SPECIFIED:

0 PLC	± .005
1 PLC	± .004
2 PLC	± .003
3 PLC	± .002
4 PLC	± .001
ANGLES	± .001

MATERIAL: SEE CALLOUTS

FINISH: SEE CALLOUTS

WEIGHT: --

CUSTOMER DRAWING

DIN: J.A. Baker 03-27-95

CHK: D. MANTIONE 03-27-95

APVD: --

NAME: --

PRODUCT SPEC: MIL-C-24308

APPLICATION SPEC: --

SIZE: A1

CAGE CODE: 00779

DRAWING NO: 593210

RESTRICTED TO: --

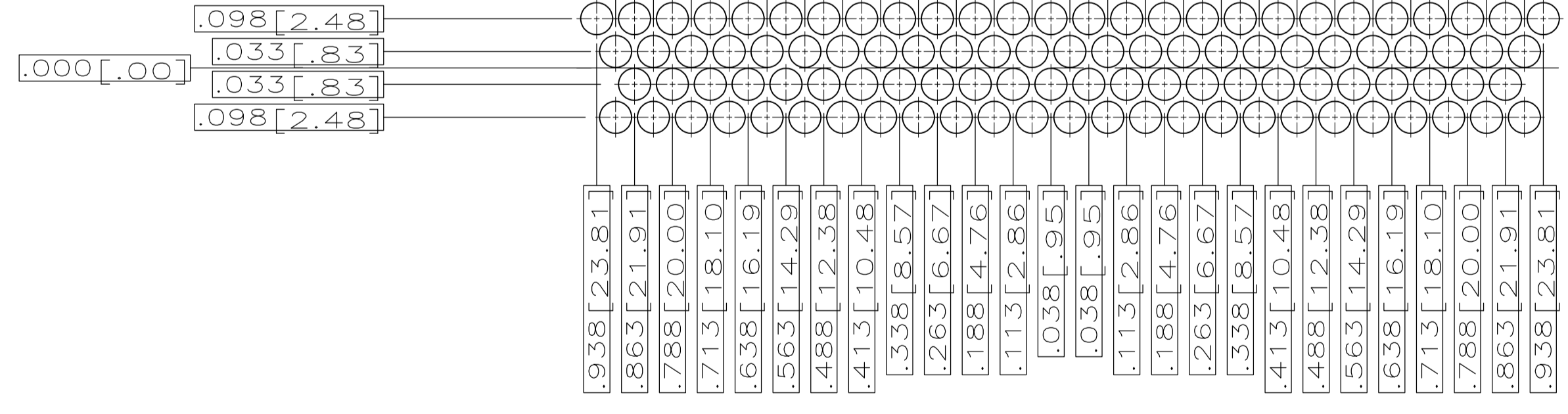
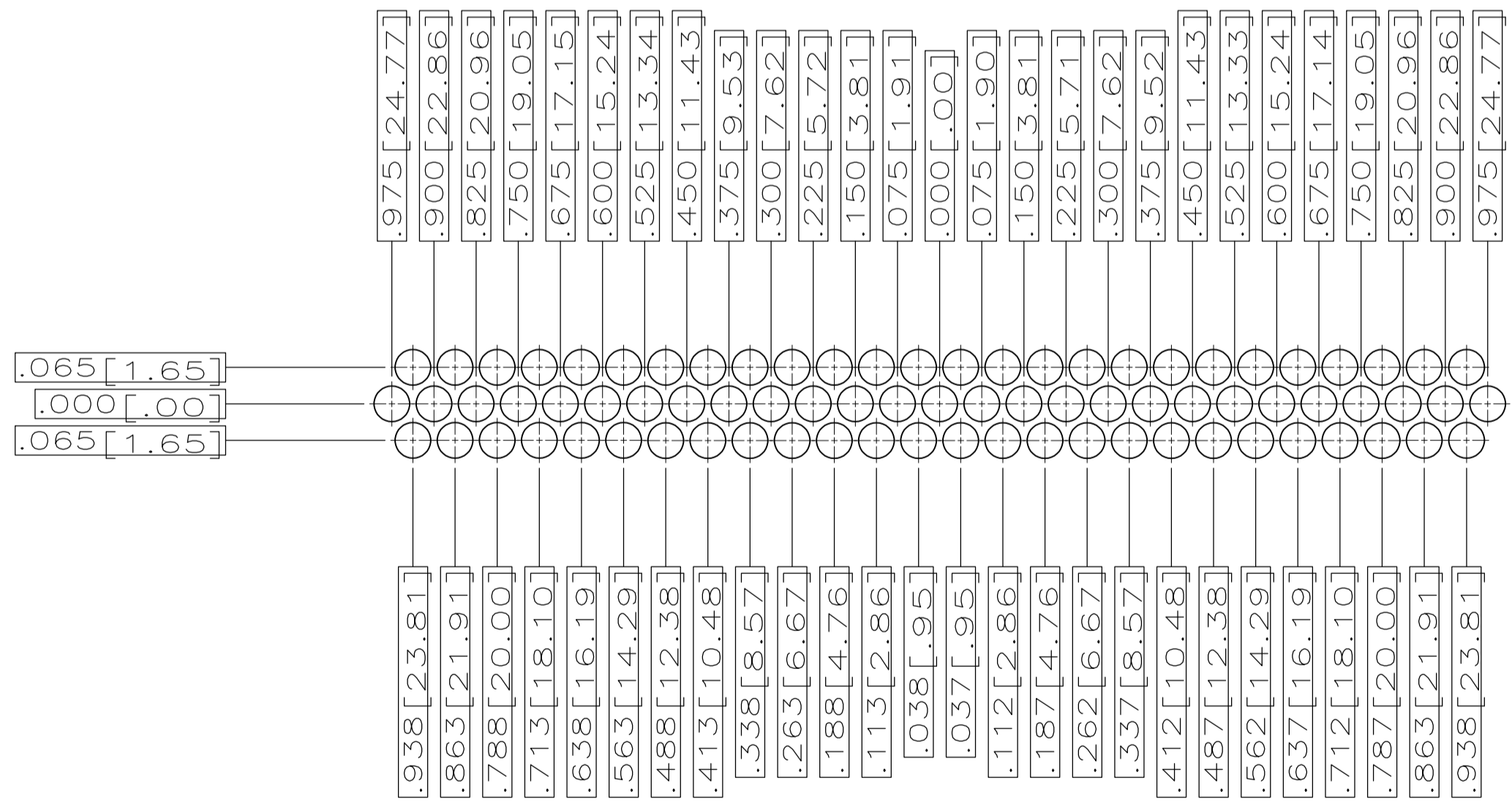
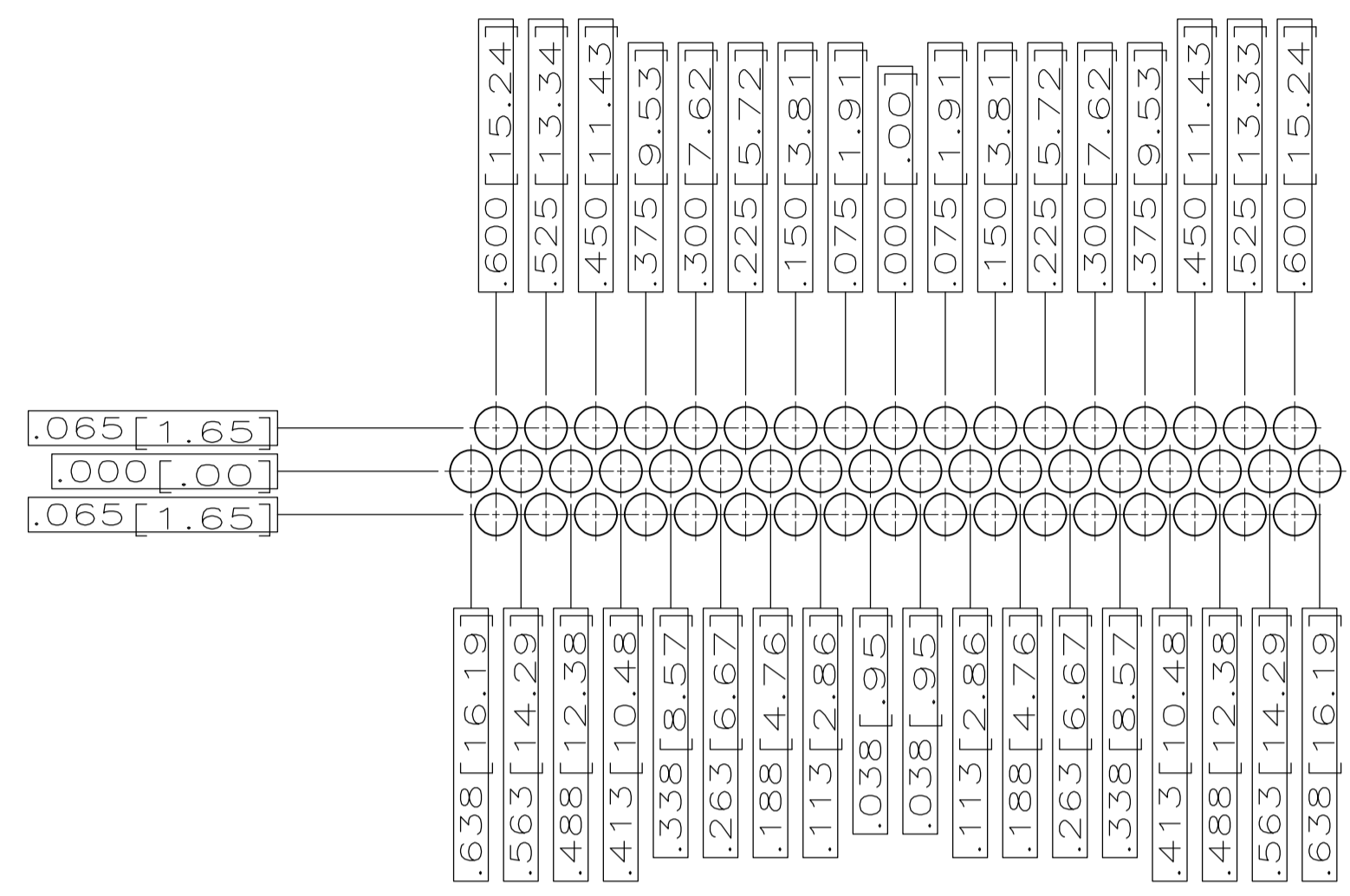
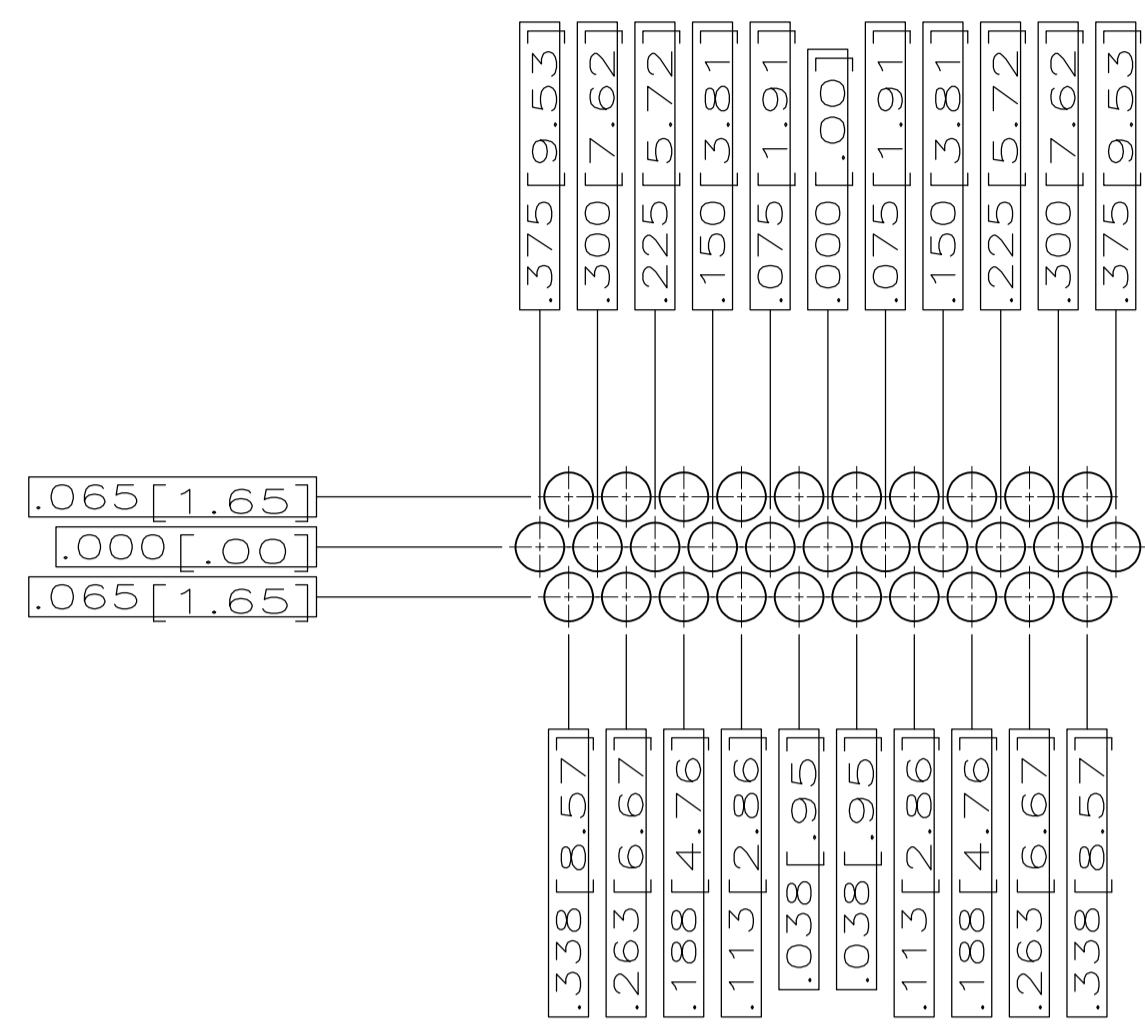
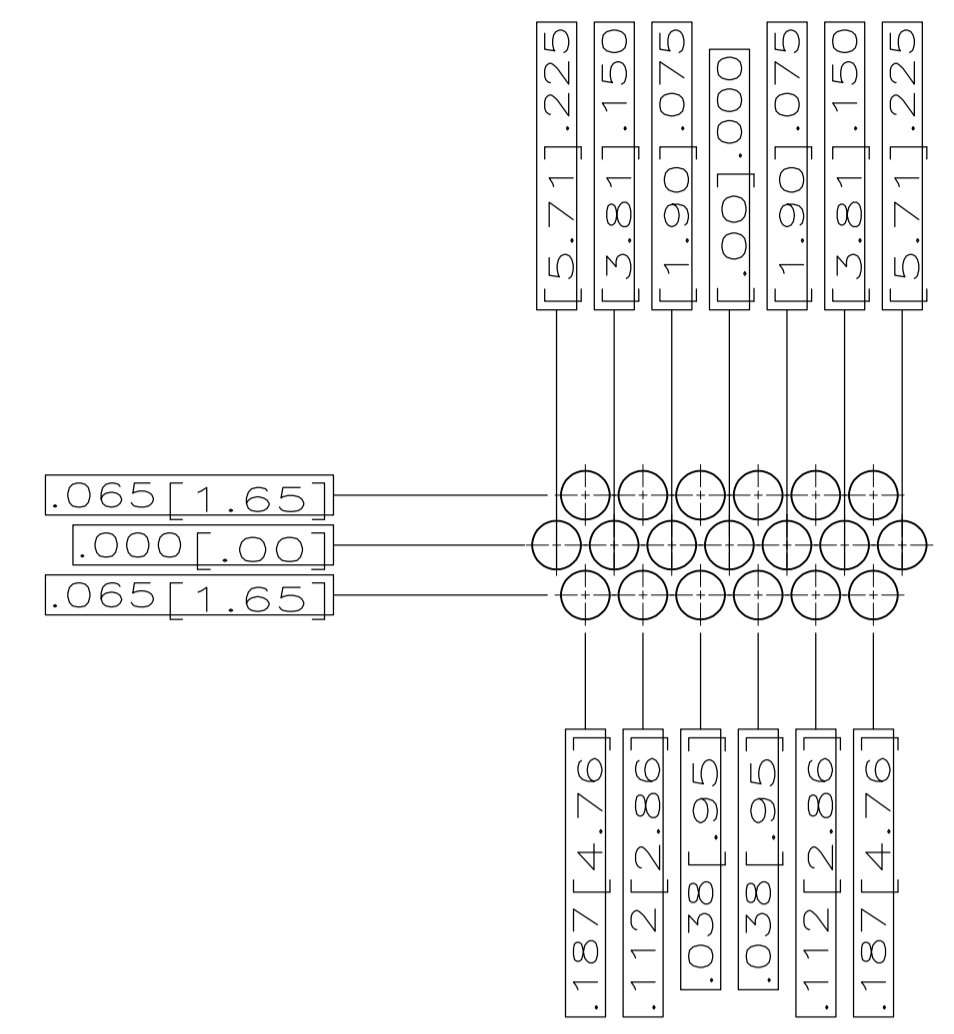
Tyco Electronics Corporation
Harrisburg, PA 17105-3608

DOUBLE DENSITY PLUG ASSY WITH SIZE 22 CRIMP TYPE SOCKET CONTACTS.

SCALE: 4:1

SHEET: 1 OF 2

REV: E



THIS DRAWING IS A CONTROLLED DOCUMENT.		DIN	J.A. Baker	03-27-95	Tyco Electronics Corporation Harrisburg, PA 17105-3608
DIMENSIONS: mm		CHK	D. MANTIONE	03-27-95	
TOLERANCES UNLESS OTHERWISE SPECIFIED:		APVO	D. MANTIONE	03-27-95	NAME INSERT ARRANGEMENTS FOR DOUBLE DENSITY PLUG ASSY. SHELL SIZES 1 THRU 5
0 PLC 1 PLC 2 PLC 3 PLC 4 PLC FINISH		PRODUCT SPEC			
MATERIAL		APPLICATION SPEC			SIZE
		WEIGHT			A1
		CUSTOMER DRAWING			000779
		SCALE	4:1	SHEET	2 OF 2
		REV			E

单击下面可查看定价，库存，交付和生命周期等信息

[>>TE Connectivity\(泰科\)](#)