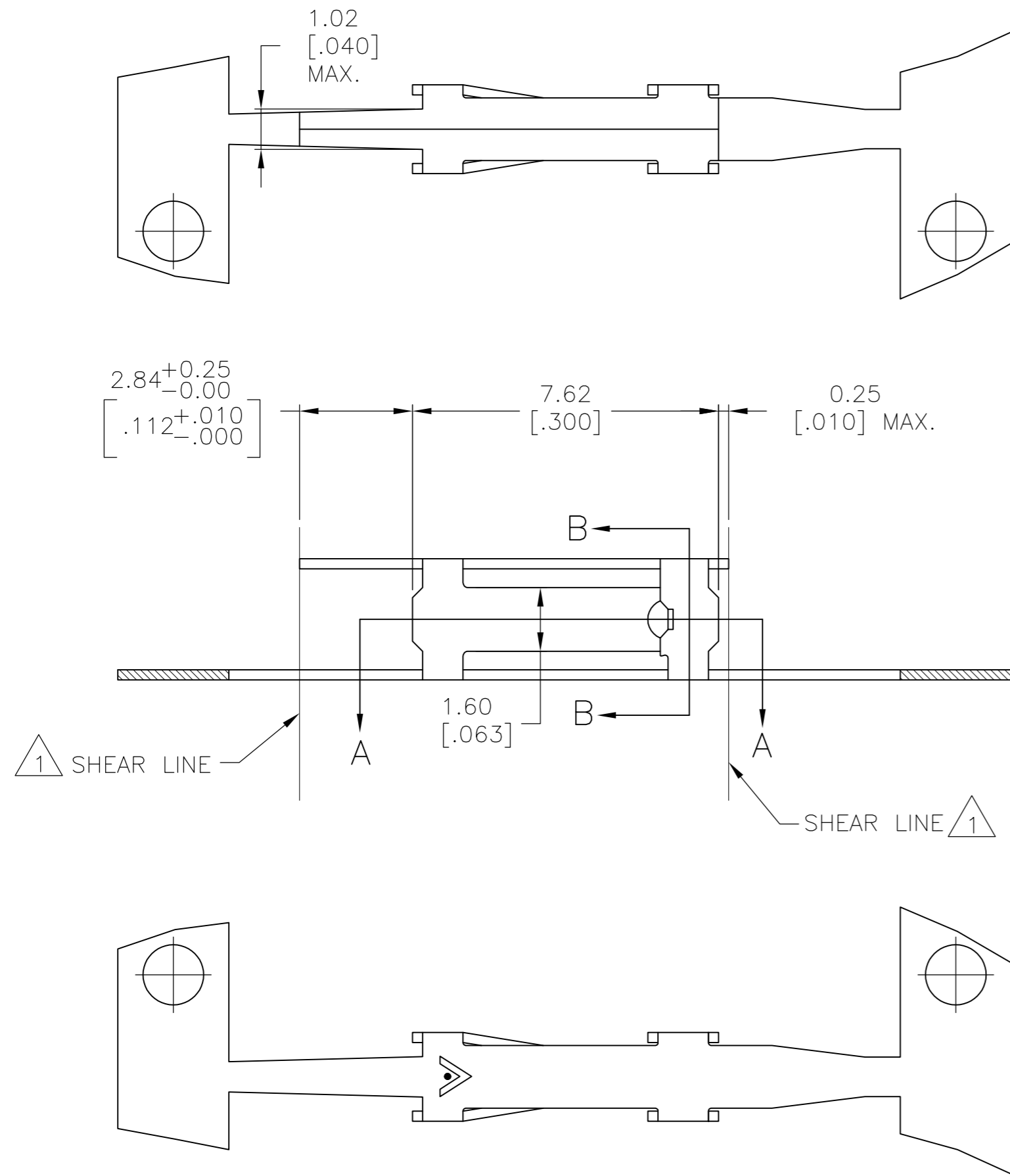
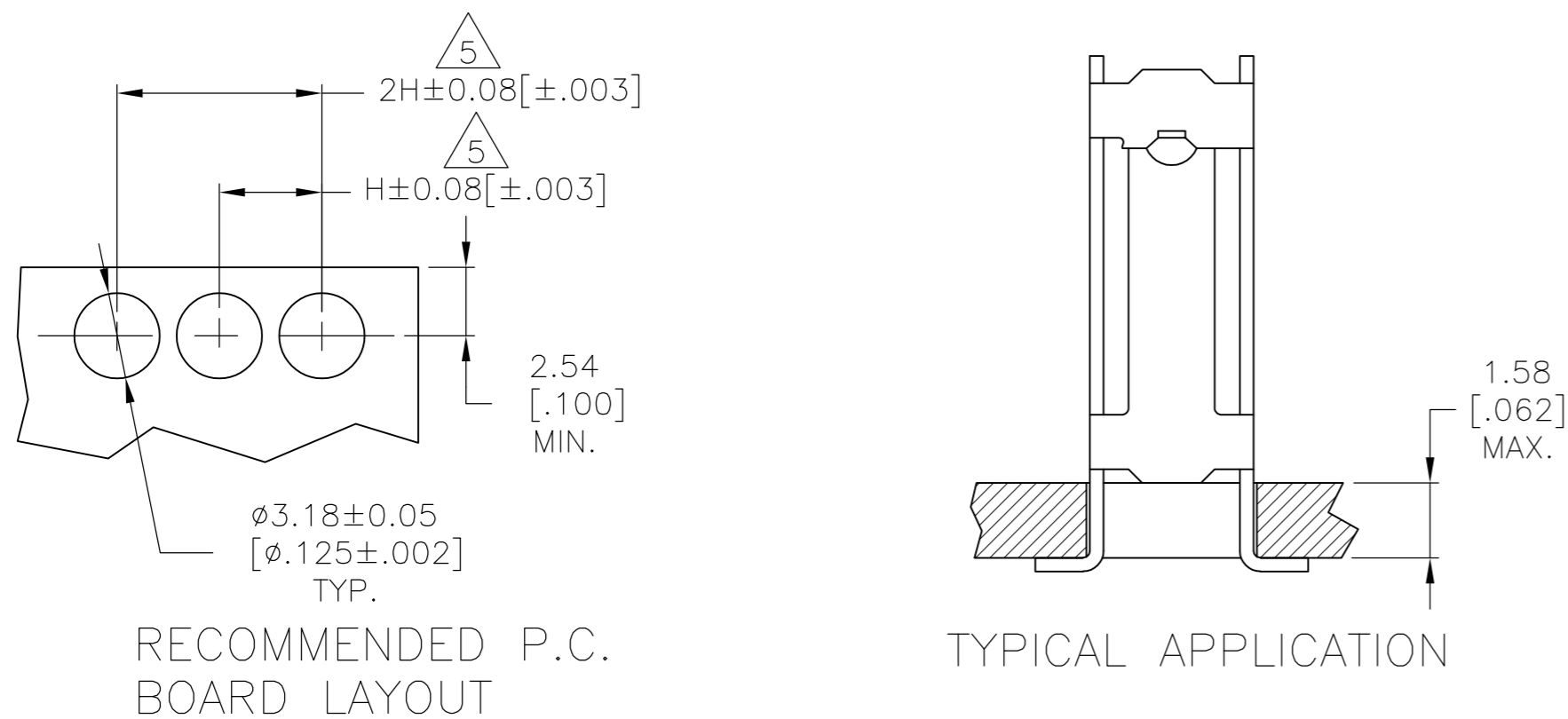
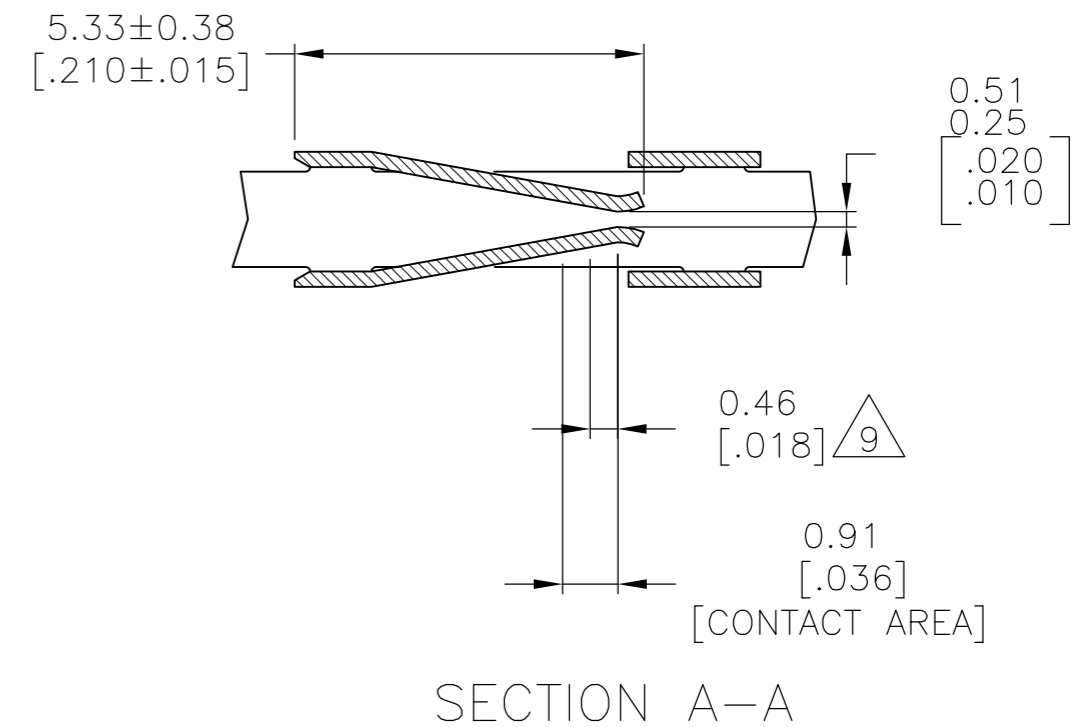
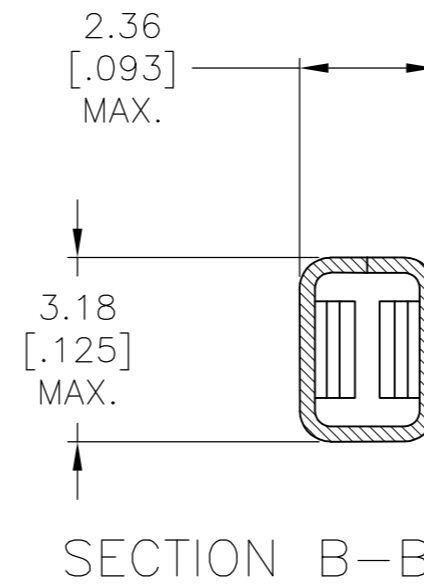


THIS DRAWING IS UNPUBLISHED. RELEASED FOR PUBLICATION
 © COPYRIGHT BY TYCO ELECTRONICS CORPORATION. ALL INTERNATIONAL RIGHTS RESERVED.

LOC	DIST	REVISIONS			
P	LTR	DESCRIPTION	DATE	DWN	APVD
AD	39	G1	REVISED PER ECO-11-005806	22MAR11	HMR JO



- 1 SHEAR LINES DEFINE LOOSE PIECE PART.
- 2 FOR USE WITH AMPMODU MINIATURE APPLICATOR.
- 3 CONTACT MATERIAL: 0.25[.010] COMMERCIAL PHOSPHOR BRONZE.
- 4 GOLD FLASH OVER 0.00127[.000050] NICKEL ENTIRE CONTACT, 0.00038[.000015] GOLD ON CONTACT AREA
- 5 "H", (RECEPTACLE CENTERS) MAY VARY DEPENDING ON REQUIREMENTS, MINIMUM NOMINAL CENTER SPACING BETWEEN ADJACENT RECEPTACLES IS 3.81±0.08[.150±.003]
- 6 0.00200 [.000079] MIN TIN.
- 7 0.00038[.000015] GOLD IN CONTACT AREA, 0.00254-0.00508[.000100-.000200] BRIGHT TIN-LEAD IN TERMINATION AREA, ALL OVER 0.00127[.000050] NICKEL.
- 8 0.00076[.000030] GOLD IN CONTACT AREA, 0.00254-0.00508[.000100-.000200] BRIGHT TIN-LEAD IN TERMINATION AREA, ALL OVER 0.00127[.000050] NICKEL.
- 9 POINT OF MEASUREMENT FOR PLATING THICKNESS.



	-	6	3	87316-7
OBSOLETE	87509-4	8	3	87316-5
OBSOLETE	87509-3	7	3	87316-4
	87509-2	6	3	87316-3
	-	-	-	-
OBSOLETE	87509-1	4	3	87316-1
	LOOSE PIECE PART NO	FINISH	MATERIAL	PART NUMBER

THIS DRAWING IS A CONTROLLED DOCUMENT.		DWN E.BRANDBERG 7-14-94	Tyco Electronics Corporation Harrisburg, PA 17105-3608	
DIMENSIONS: mm [INCHES]		CHK J. HERRINGTON 7-14-94	NAME	
TOLERANCES UNLESS OTHERWISE SPECIFIED:		APVD J. HERRINGTON 7-14-94	FEMALE CONTACT, MOD I, TYPE A, HIGH PRESSURE	
0 PLC ± -	1 PLC ± -	PRODUCT SPEC	SIZE A2	CAGE CODE 00779
2 PLC ± -	3 PLC ± 0.13[.005]	APPLICATION SPEC	DRAWING NO C=87316	RESTRICTED TO
4 PLC ± -	ANGLES ± -	WEIGHT -	SCALE 8:1	SHEET 1 OF 1
MATERIAL SEE TABLE	FINISH SEE TABLE	CUSTOMER DRAWING	REV G1	

单击下面可查看定价，库存，交付和生命周期等信息

[>>TE Connectivity\(泰科\)](#)