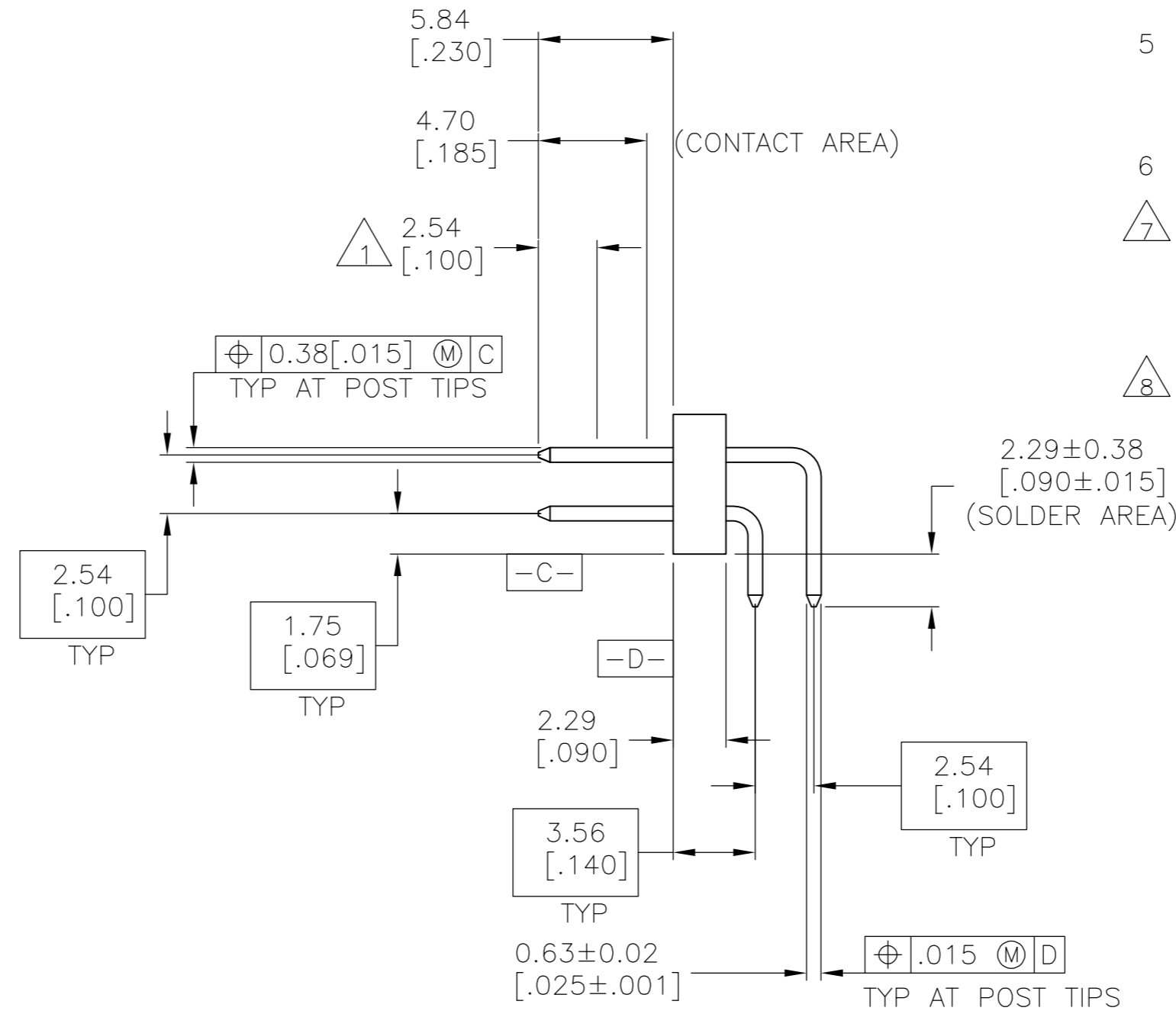
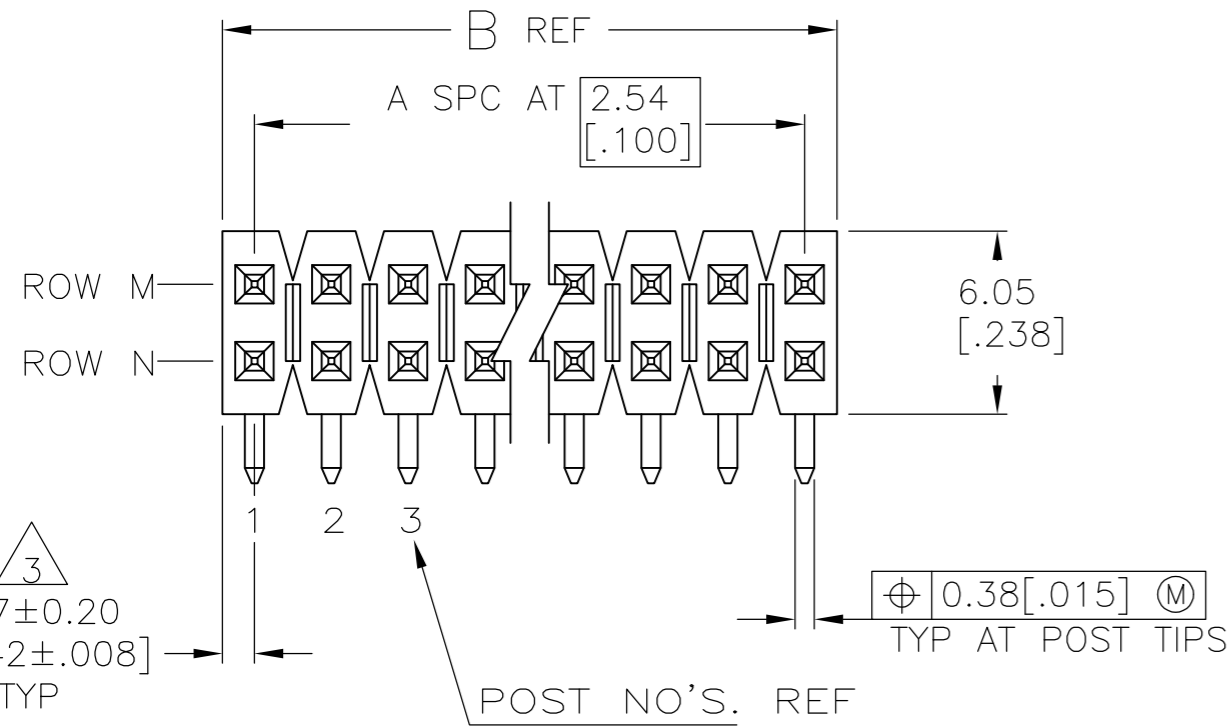
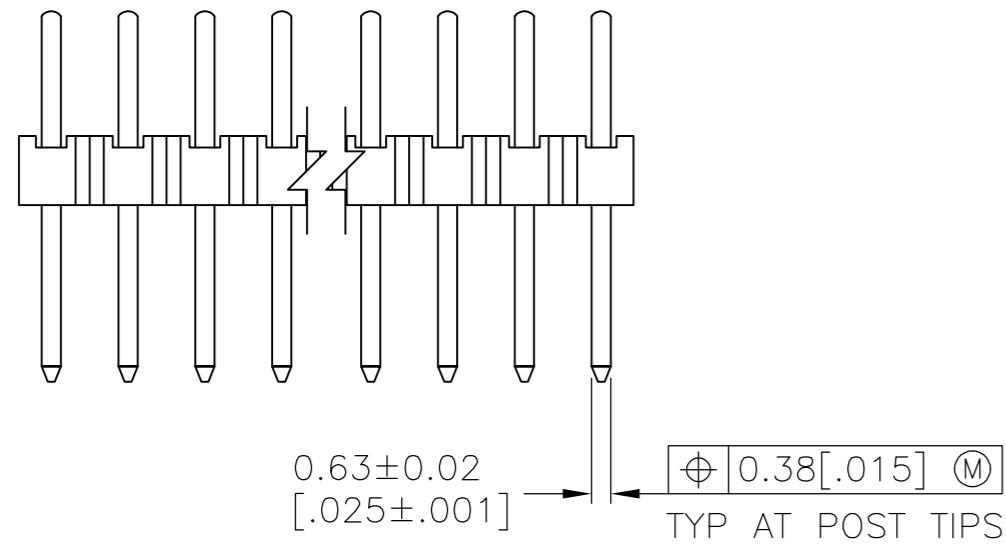
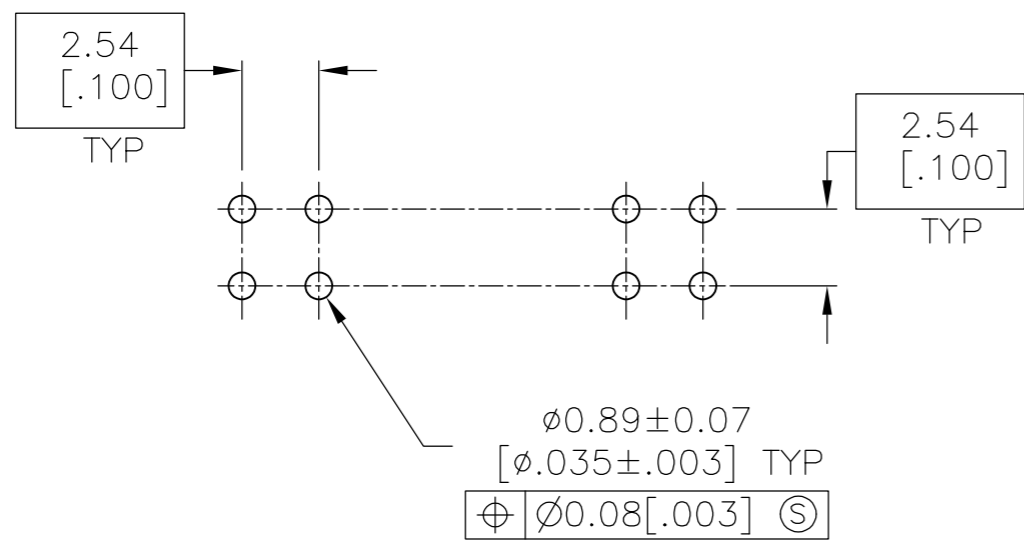


THIS DRAWING IS UNPUBLISHED. RELEASED FOR PUBLICATION
 © COPYRIGHT - By - ALL RIGHTS RESERVED.

| LOC | | DIST | | REVISIONS | | | | |
|-----|-----|-------------|---------------|-----------|------|-----|------|--|
| P | LTR | DESCRIPTION | | | DATE | DWN | APVD | |
| B | | REVISED PER | ECO-14-000264 | 08JUL2014 | NK | MM | | |



- 1 POINT OF MEASUREMENT FOR PLATING THICKNESS.
- 2 0.000762 [.000030] GOLD ON THE CONTACT AREA, 0.00254 [.000100]-0.00508 [.000200] MATTE TIN-LEAD ON THE SOLDER AREA, ALL OVER 0.00127 [.000050] MIN NICKEL.
- 3 THE NOTED DIM ENSION APPLIES AT THE INTERSECTION OF THE POST AND HOUSING.
- 4 HOUSING: FLAME RETARDANT THERMOPLASTIC, COLOR-BLACK. POSTS: COPPER ALLOY.
- 5 TRUE POSITION OF TOLERANCE OF THE POST TIPS APPLIES WHEN THE HEADERS ARE HELD FLAT AGAINST THE PRINTED CIRCUIT BOARD.
- 6 PARTS TO BE PACKAGED IN TUBES.
- 7 .000762 [.000030] GOLD ON THE CONTACT AREA, .00254 [.000100]-.00508 [.000200] MATTE TIN ON THE SOLDER AREA, ALL OVER .00127 [.000050] MIN NICKEL.
- 8 HIGH TEMPERATURE CONFIGURATION



RECOMMENDED HOLE PATTERN FOR MANUAL INSERTION

| | | | | | | | | |
|---------|---------|-------|-------|---------------|----|--------------------|-------------|------------|
| 8 | 7 | 14 | 14 | 63.09 [2.484] | 24 | 48 | 50 | 5-147063-1 |
| | 2 | 14 | 14 | 63.09 [2.484] | 24 | 48 | 50 | 147063-1 |
| REMARKS | PLATING | ROW N | ROW M | B | A | NO. OF ACTIVE POSN | NO. OF POSN | PART NO. |
| | | | | POSTS OMITTED | | | | |

THIS DRAWING IS A CONTROLLED DOCUMENT.

DWN B. HAYMAKER 29JUN98
 CHK J. GESFORD 29JUN98
 APVD J. GESFORD 29JUN98

TE Connectivity

NAME: HDR ASSY, BREAKAWAY, DBL ROW, RTANG, 2.54[.100]X2.54[.100] C/L, 0.64[.025] SQ. POST, SELECT LOAD, MOD II

SIZE: A2 CAGE CODE: 00779 DRAWING NO: 147063 RESTRICTED TO: -

MATERIAL: SEE TABLE FINISH: WEIGHT: - SCALE: 4:1 SHEET: 1 OF 1 REV: B

单击下面可查看定价，库存，交付和生命周期等信息

[>>TE Connectivity\(泰科\)](#)