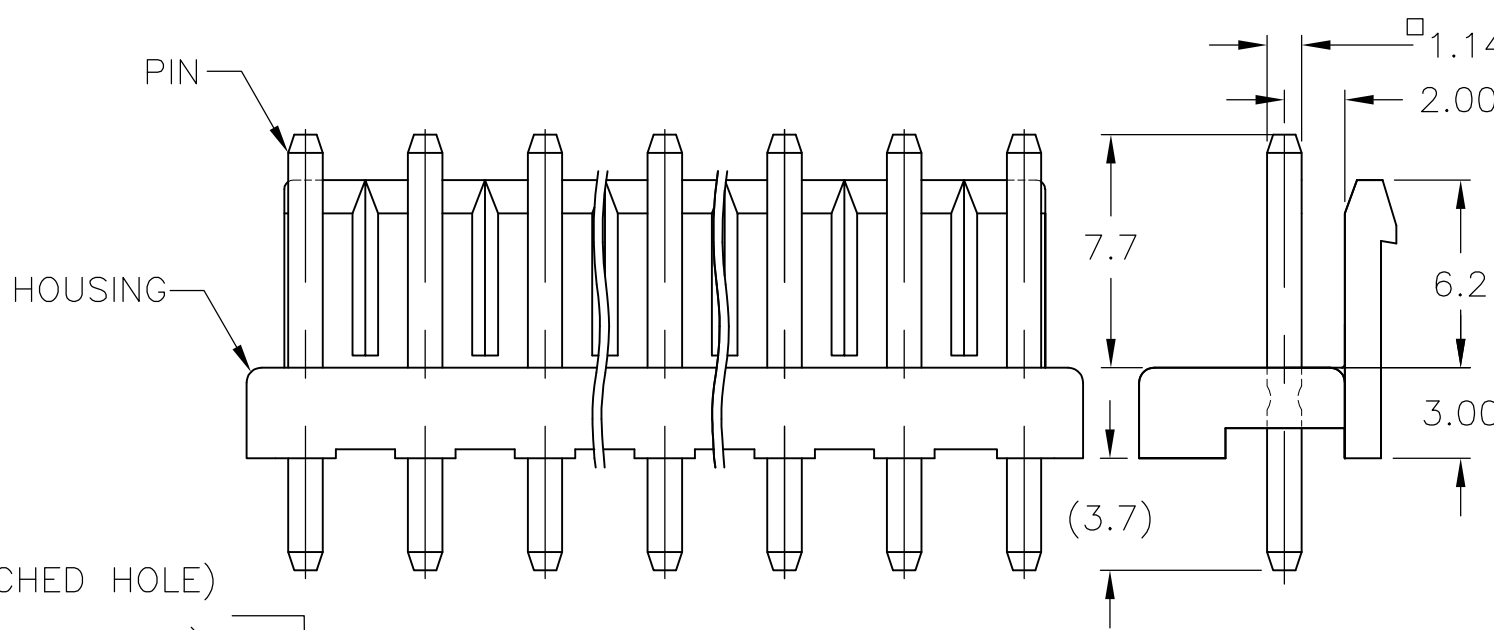
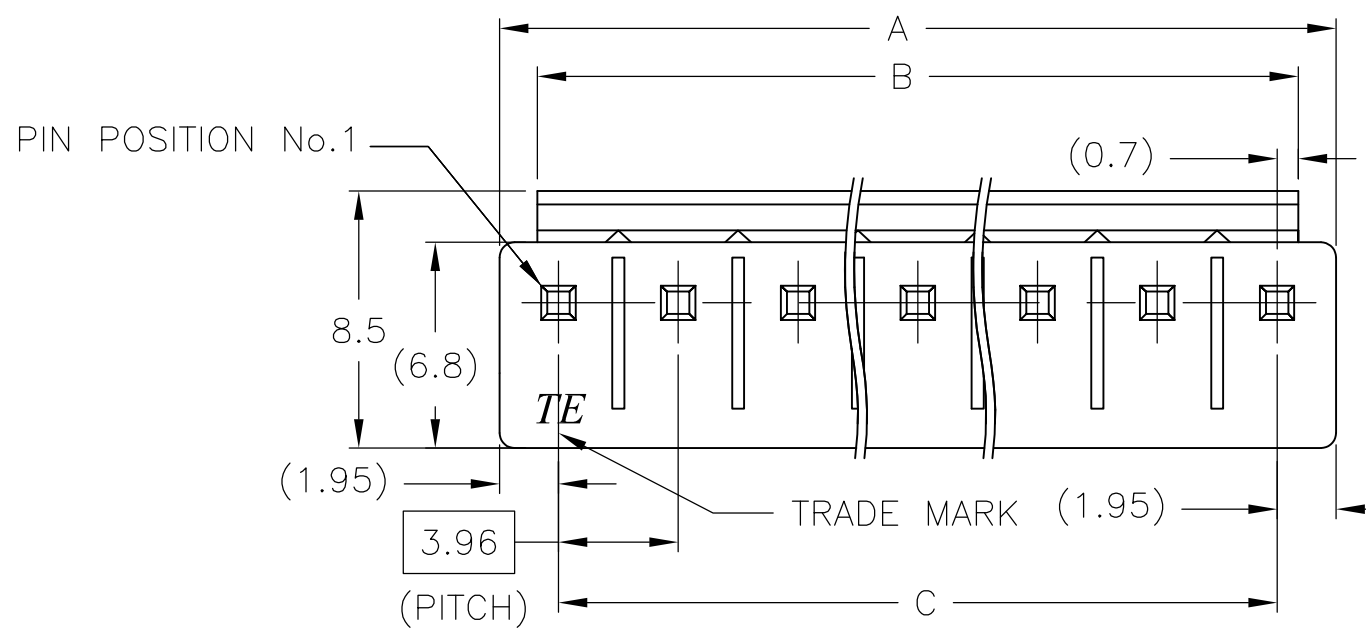
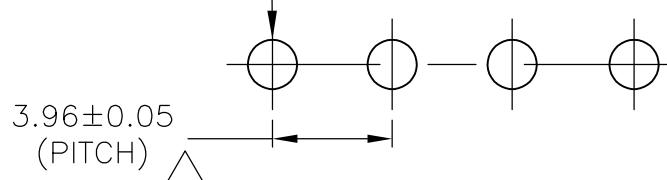


THIS DRAWING IS UNPUBLISHED. RELEASED FOR PUBLICATION  
 © COPYRIGHT - By - ALL RIGHTS RESERVED.

LOC	DIST	REVISIONS			
P	LTR	DESCRIPTION	DATE	DWN	APVD
J	-	C1	REVISED PER ECO-14-017125	13NOV14	JR TM



$\phi 1.60^{+0.1}_{-0.0}$  (PUNCHED HOLE)  
 $\phi 1.65^{+0.1}_{-0.0}$  (DRILLED HOLE)



2 FIG. 1

- 1 MATING CONN P/N: □-1123722-□
- 2 APPLICABLE P.C.B LAYOUT: SEE FIG. 1
- 3 APPLICABLE P.C.B THICKNESS: 1.60
- 4 SKETCHES SHOW NO CONTACTS MISSING.
- 5 CONTACT: POST TIN OVER BRASS
- 6 HOUSING: PBT, 30% GLASS, UL94-V0

0	X	X	0										4	-	NATURAL	11.9	13.3	15.8	5 6	1-1565033-2	
1	2	3	4	5	6	7	8	9	10	11	12	NO OF POSITIONS		GWT	COLOR	DIM C	DIM B	DIM A	MATERIAL/ FINISH	PART NUMBER	
POSITION ("O" WITH PIN/"X" WITHOUT PIN)																					

THIS DRAWING IS A CONTROLLED DOCUMENT.

DIMENSIONS: mm	TOLERANCES UNLESS OTHERWISE SPECIFIED:
	0 PLC ± 0.5
	1 PLC ± 0.5
	2 PLC ± 0.30
	3 PLC ±
	4 PLC ±
	ANGLES ±
MATERIAL SEE TABLE	FINISH SEE TABLE

DWN NAGALAKSHMI K 18JAN2014	TE Connectivity			
CHK MICHIELUTTI THOMAS 18JAN2014				
APVD MICHIELUTTI THOMAS 18JAN2014	NAME 3.96MM PITCH ECONOMY POWER (EP) CONNECTOR HEADER ASSEMBLY			
PRODUCT SPEC 108-5609	SIZE A3	CAGE CODE 00779	DRAWING NO C-1565033	RESTRICTED TO -
APPLICATION SPEC -	WEIGHT -		SCALE -	SHEET 1 OF 1
CUSTOMER DRAWING			REV C1	

单击下面可查看定价，库存，交付和生命周期等信息

[>>TE Connectivity\(泰科\)](#)