

SAFETY ORGANIZATIONS

THIS FILTER HAS BEEN FORMALLY RECOGNIZED, CERTIFIED OR APPROVED BY THE LISTED AGENCY. THEREFORE, ALL TEST/REQUIREMENTS SPECIFIED IN THE LATEST REVISION OF THE FOLLOWING AGENCY STANDARDS HAVE BEEN MET:

- UL RECOGNIZED: UL 1283
- CSA CERTIFIED: CSA C22.2 No. 8
- VDE APPROVED: EN 60939-2

OPERATING SPECIFICATIONS

LINE CURRENT/VOLTAGE: 55 AMP 277 VAC LINE TO GROUND
55 AMP 480 VAC PHASE TO PHASE

LINE FREQUENCY: 50-60Hz

MAXIMUM LEAKAGE CURRENT,
EACH LINE TO GROUND: 30mA @ 277VAC 50 HZ

OPERATING AMBIENT TEMP. RANGE: -10°C TO +50°C @ RATED CURRENT, I_r.

IN AN AMBIENT, T_a, HIGHER THAN 50°C, THE MAXIMUM OPERATING CURRENT, I_o, IS AS FOLLOWS:

$$I_o = I_r \sqrt{\frac{100 - T_a}{50}}$$

RELIABILITY SPECIFICATIONS:

STORAGE TEMPERATURE: -40°C TO +85°C
HUMIDITY: 21 DAYS @ 50°C 95% RH.
CURRENT OVERLOAD TEST: 6 TIMES I_r FOR 8 SECONDS

TEST SPECIFICATIONS:

INDUCTANCE: 1.80 mH NOMINAL
CAPACITANCE: (MEASURED @ 1KHz, 0.250VAC MAX., 25°C±1°C)
LINE TO GROUND: 2.17 μF±20%
LINE TO LINE: 6.65 μF±20%
DISCHARGE RESISTOR: 660K Ω
NO DISCHARGE RESISTOR: 6000MΩ (MIN.) 100VDC, 20°C AND 50% RH@

CUSTOMER DRAWING

CATALOG # 55BCF6

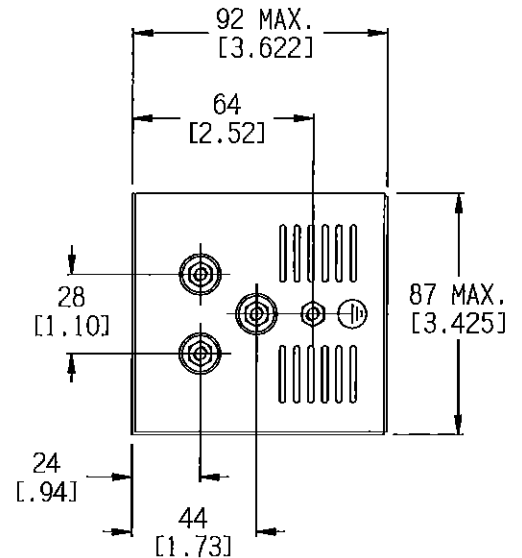
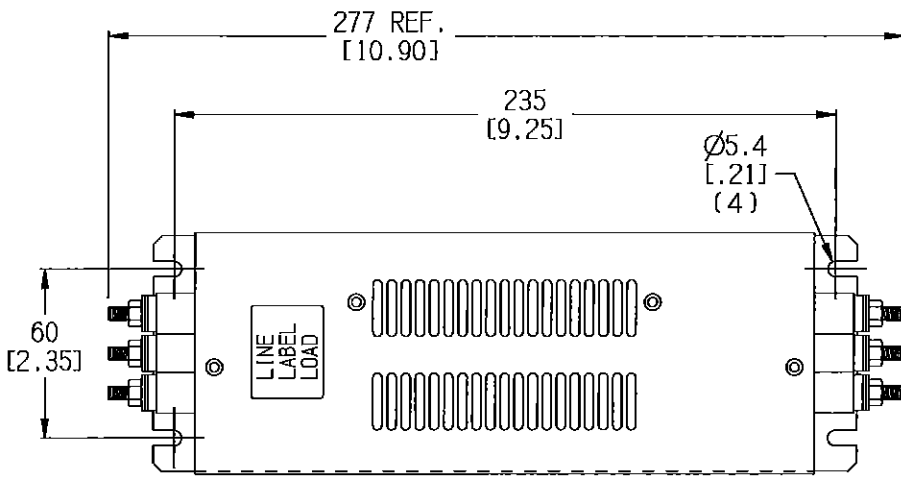
ECN#	APPRVD	DATE
15-011624	TAM	08DEC15

RECOMMENDED RECEIVING INSPECTION HIPOT:

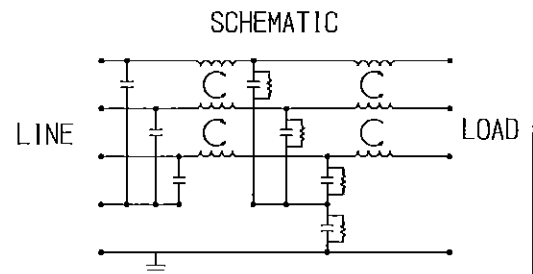
LINE TO GROUND: 1850 VDC FOR 1 MINUTE
LINE TO LINE: 1850 VDC FOR 1 MINUTE

FILTER APPROVAL:

THE BEST WAY TO SELECT AND QUALIFY A FILTER IS FOR YOUR ENGINEERING TO TEST THE UNIT IN YOUR EQUIPMENT.



M5 STUDS (8)
TORQUE TO 2.6 Nm / 23 IN-LB MAX.



- NOTES:
1.) INSULATED TERMINALS ARE RECOMMENDED FOR WIRING TO THE FILTER

50 Ω - 50 Ω (TYPICAL) INSERTION LOSS												
FREQUENCY kHz	.01	.03	.05	.10	.15	.30	.50	1.0	3.0	5.0	10	30
COMMON dB	16	35	44	58	66	87	87	67	47	38	26	12
DIFF. dB	27	35	35	51	68	87	83	71	61	58	54	31

THIS INFORMATION IS CONFIDENTIAL AND PROPRIETARY TO TYCO ELECTRONICS CORPORATION AND ITS WORLDWIDE SUBSIDIARIES AND AFFILIATES. IT MAY NOT BE DISCLOSED TO ANYONE OTHER THAN TYCO ELECTRONICS PERSONNEL, WITHOUT WRITTEN AUTHORIZATION FROM TYCO ELECTRONICS CORPORATION. (www.TE.com)

UNLESS OTHERWISE SPECIFIED TOLERANCE TO BE ±0.64 [±0.025] MATERIAL & FINISH: AS SUPPLIED DIMENSIONS IN MM [INCHES]

NOTES:

TE Connectivity

CUSTOMER DRAWING

TE PART NO.: 2-1609091-9

SCALE: NTS	DATE: 30DEC15	DRAWING NUMBER: 55BCF6	REV. A
REV. BY: HS	DATE: HS		

单击下面可查看定价，库存，交付和生命周期等信息

[>>TE Connectivity\(泰科\)](#)