

AMPMODU 2 mm WIRE-TO-BOARD CRIMP RECEPTACLES

TE Connectivity's (TE) AMPMODU 2 mm connectors reliably and economically meet the packaging and interconnection requirements of today's miniature sophisticated electronics, occupying 38 percent less space on a PCB than traditional 2.54 mm [0.100"] centerline connectors. The new Wire-to-Board crimp receptacle family includes standard and detent latching housing styles along with contacts for wire ranges 30 - 24AWG [0.05 - 0.22 mm²]. The receptacle assemblies utilize phosphor bronze contacts with dual cantilever beams in gold or tin plating options. Connectors are available in a single and double row, from 2 to 25 positions per row. The housing design with detent latches offers a reliable interconnection in high-vibration industrial environments. Additionally, wire termination is easily accomplished with TE-recommended hand or applicator tooling. Along with TE's Board-to-Board portfolio, the 2 mm crimp receptacle family can meet a wide variety of customer requirements.

BENEFITS

- 38% space savings on PCB board as compared to the traditional 2.54 mm [0.100"] centerline connectors
- Reliable connection in high vibration environments with a detent latching variant
- Design flexibility with various crimp terminal options for wire sizes 30 - 24AWG [0.05 - 0.22 mm²]
- Easy wire termination with manual or automatic TE-recommended tooling

APPLICATIONS

- PLC/IO Devices
- Servo Drives
- Material Handling Equipment
- Building and Home Automation Devices
- Industrial Controls
- Robotics
- Instrumentation and Test Equipment

AMPMODU 2 mm Wire-to-Board Crimp Receptacles

ELECTRICAL

- **Current Rating:** 2 A (max.)
- **Dielectric Withstanding Voltage:** 650V AC
- **Operating Voltage:** 125Vrms (max.)

SPECIFICATIONS

- **Product specification:** [108-64040-1](#)
- **Application specification:** [114-32173](#)
- RoHS & REACH compliant
- UL Recognized (cURus)
- VDE approval pending




MECHANICAL

- **Operating temperature:**
 - -40°C to 105°C for tin plated receptacles
 - -40°C to 125°C for gold plated receptacles
- **Vibration:** No electrical discontinuity greater than 1 microsecond

MATERIALS

- **Plating:**
 - 30µ" [0.76µm] gold
 - 15µ" [0.38µm] gold
 - 4µ" [0.1µm] gold flash
 - Tin
- **Contact Material:** Phosphor bronze
- **Housing Material:** High-temperature plastic (LCP), black
- **Environmental:** UL94V0, low halogen
- Operating environment class III

RECEPTACLE HOUSINGS

Housing Style		Position Size	TE Base Part Number	Packaging Method*
Single Row Standard		2 - 25	2316102	Box
Double Row Standard		4 - 50	2316108	Box
Double Row w/ Detent Latches		14 - 32, 40, 44, 50	2316109	Box



* Tube Packaging is available upon request.

PART NUMBER DEFINITION

Single Row				Double Row			
Positions	Part Number	Positions	Part Number	Positions	Part Number	Positions	Part Number
2	xxxxxxx-2	14	1-xxxxxxx-4	4 (2x2)	xxxxxxx-4	28 (14x2)	2-xxxxxxx-8
3	xxxxxxx-3	15	1-xxxxxxx-5	6 (3x2)	xxxxxxx-6	30 (15x2)	3-xxxxxxx-0
4	xxxxxxx-4	16	1-xxxxxxx-6	8 (4x2)	xxxxxxx-8	32 (16x2)	3-xxxxxxx-2
5	xxxxxxx-5	17	1-xxxxxxx-7	10 (5x2)	1-xxxxxxx-0	34 (17x2)	3-xxxxxxx-4
6	xxxxxxx-6	18	1-xxxxxxx-8	12 (6x2)	1-xxxxxxx-2	63 (18x2)	3-xxxxxxx-6
7	xxxxxxx-7	19	1-xxxxxxx-9	14 (7x2)	1-xxxxxxx-4	38 (19x2)	3-xxxxxxx-8
8	xxxxxxx-8	20	2-xxxxxxx-0	16 (8x2)	1-xxxxxxx-6	40 (20x2)	4-xxxxxxx-0
9	xxxxxxx-9	21	2-xxxxxxx-1	18 (9x2)	1-xxxxxxx-8	42 (21x2)	4-xxxxxxx-2
10	1-xxxxxxx-0	22	2-xxxxxxx-2	20 (10x2)	2-xxxxxxx-0	44 (22x2)	4-xxxxxxx-4
11	1-xxxxxxx-1	23	2-xxxxxxx-3	22 (11x2)	2-xxxxxxx-2	46 (23x2)	4-xxxxxxx-6
12	1-xxxxxxx-2	24	2-xxxxxxx-4	24 (12x2)	2-xxxxxxx-4	48 (24x2)	4-xxxxxxx-8
13	1-xxxxxxx-3	25	2-xxxxxxx-5	26 (13x2)	2-xxxxxxx-6	50 (25x2)	5-xxxxxxx-0

AMPMODU 2 mm Wire-to-Board Crimp Receptacles

RECEPTACLE CONTACTS

Wire size	Drawing	Plating	Packaging Method		
			Loose Piece	500-pc Reel	30K-pc Reel
AWG 28 -24 [0.08 - 0.22 mm ²] 	2316113	30µ" [0.76µm] Gold	5-2316113-6	2316113-5*	5-2316113-5
		15µ" [0.38µm] Gold	4-2316113-5	2316113-4*	4-2316113-4
		4µ" [0.1µm] Gold Flash	3-2316113-4	2316113-3*	3-2316113-3
		Tin	2-2316113-3	2316113-2*	2-2316113-2
AWG 30 - 28 [0.05 - 0.08 mm ²] 	2316114	30µ" [0.76µm] Gold	5-2316114-6	2316114-5*	5-2316114-5
		15µ" [0.38µm] Gold	4-2316114-5	2316114-4*	4-2316114-4
		4µ" [0.1µm] Gold Flash	3-2316114-4	2316114-3*	3-2316114-3
		Tin	2-2316114-3	2316114-2*	2-2316114-2

*Preliminary parts. Can be activated upon request. [Contact us](#) now if you need contacts on 500-pc reels.

APPLICATION TOOLING

Tooling	Contact 2316113 [AWG 28 - 24]	Contact 2316114 [AWG 30 - 28]	Contact Packaging
Hand Tool	2326267-1	2326270-1	Loose Piece
Pistol Grip	Upon Request	Upon Request	500-pc Reel
Ocean Applicator	Upon Request	Upon Request	30K-pc Reel
Extraction Tool	843477-3		N/A

te.com

© 2020 TE Connectivity. All Rights Reserved.

AMPMODU, TE Connectivity, TE Connectivity (logo) and Every Connection Counts are trademarks. All other logos, products and/or company names referred to herein might be trademarks of their respective owners.

While TE has made every reasonable effort to ensure the accuracy of the information in this brochure, TE does not guarantee that it is error-free, nor does TE make any other representation, warranty or guarantee that the information is accurate, correct, reliable or current. TE reserves the right to make any adjustments to the information contained herein at any time without notice. TE expressly disclaims all implied warranties regarding the information contained herein, including, but not limited to, any implied warranties of merchantability or fitness for a particular purpose. The dimensions in this catalog are for reference purposes only and are subject to change without notice. Specifications are subject to change without notice. Consult TE for the latest dimensions and design specifications.

2-1773983-3 AK 08/20

单击下面可查看定价，库存，交付和生命周期等信息

[>>TE Connectivity\(泰科\)](#)