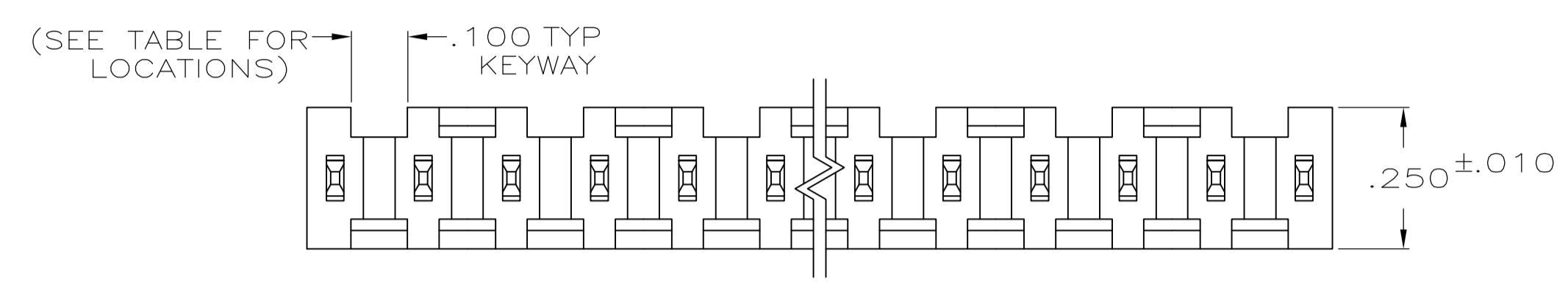
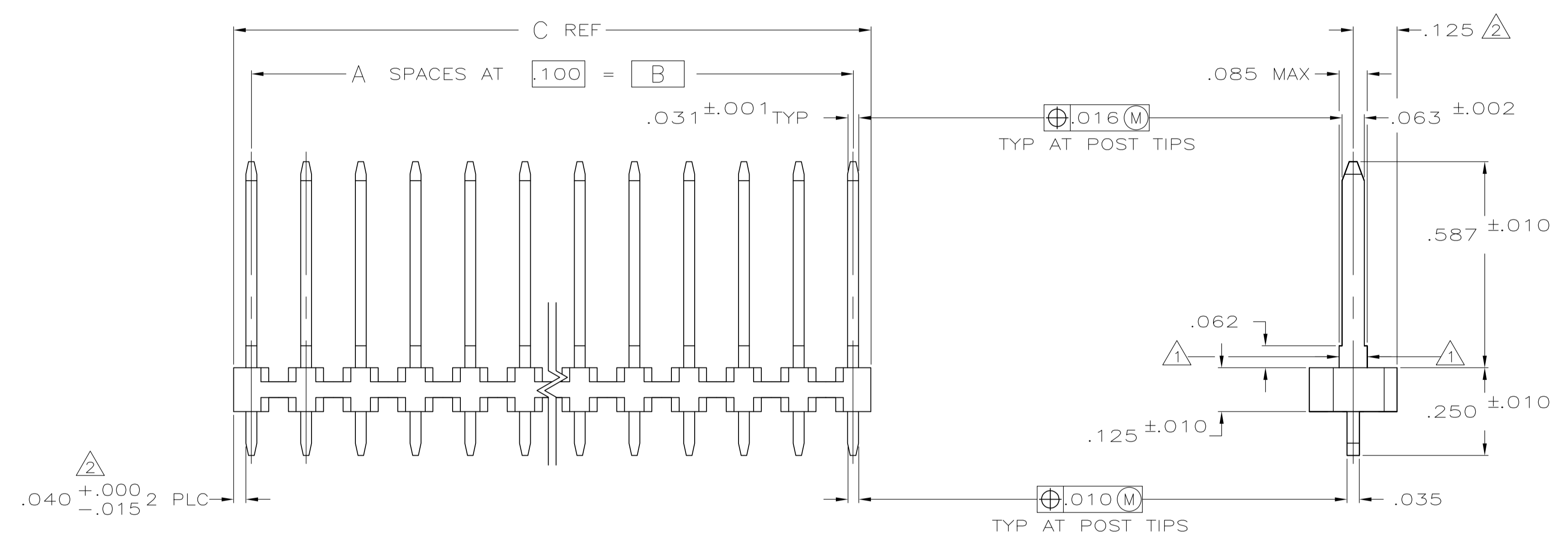



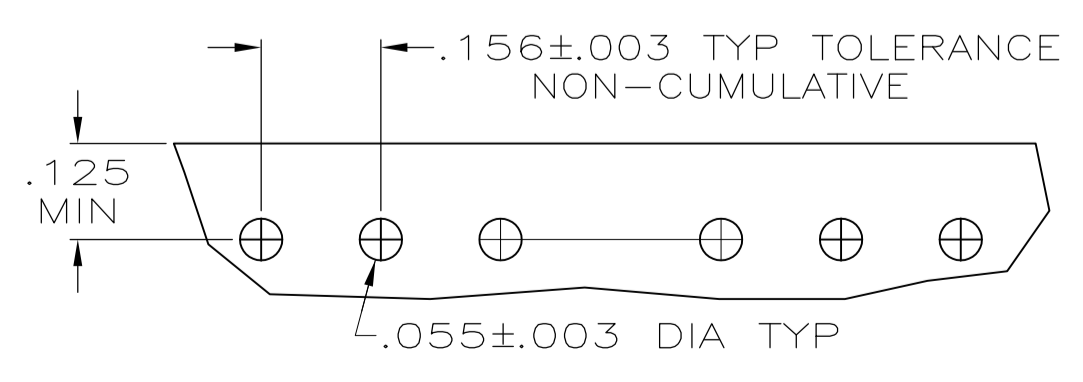
LOC		DIST		REVISIONS			
AD	39	P	LTR	DESCRIPTION	DATE	DMN	APVO
		U1		ECO-07-000917	12SEP07	MB	NE
		U2		REVISED PER ECO-09-020774	24AUG09	KK	AEG



- 1 THESE SURFACES WILL NOT BE PLATED
- 2 THE NOTED DIMENSIONS APPLY AT THE INTERSECTION OF THE POST AND THE HOUSING
- 3 .000100-.000200 BRIGHT TIN-LEAD OVER .000030 NICKEL.
- 4 .000100-.000200 BRIGHT TIN OVER .000030 NICKEL.
- 5 ROHS 2002/95/EC COMPLIANT
- 6 OBSOLETE PARTS: OBSOLETE CIS STREAMLINING PER D.RENAUD/D.SINISI



FINISH	KEYWAY LOCATIONS	NO OF KEYWAY	C	B	A	NO OF POSN	ASSEMBLY PART NUMBER
3	A,C,E,H,K,M,Q,S,U,W,Y	11	3.855	3.744	24	25	7-87267-5
4	A,C,E,G,J,L,N,Q,S,U,W,Y	12	3.699	3.588	23	24	7-87267-4
4	A,D,G,K,N,R,U,X	8	3.543	3.432	22	23	7-87267-3
4	A,C,E,G,J,L,N,Q,S,U,W	11	3.387	3.276	21	22	7-87267-2
4	A,D,G,K,N,R,U	7	3.231	3.120	20	21	7-87267-1
4	A,C,E,G,J,L,N,Q,S,U	10	3.075	2.964	19	20	7-87267-0
4	B,D,F,J,L,N,Q,S	8	2.919	2.808	18	19	6-87262-9
4	A,D,F,J,M,P,S	7	2.763	2.652	17	18	6-87262-8
4	A,D,G,K,N,R	6	2.607	2.496	16	17	6-87262-7
4	A,C,E,G,J,L,N,Q	8	2.451	2.340	15	16	6-87262-6
4	A,D,G,K,N	5	2.295	2.184	14	15	6-87262-5
4	A,C,E,G,J,L,N	7	2.139	2.028	13	14	6-87262-4
4	A,D,J,M	4	1.983	1.872	12	13	6-87262-3
4	A,C,E,G,J,L	6	1.827	1.716	11	12	6-87262-2
4	A,D,G,K	4	1.671	1.560	10	11	6-87262-1
4	A,C,E,G,J	5	1.515	1.404	9	10	6-87262-0
4	A,D,G	3	1.359	1.248	8	9	5-87262-9
4	A,C,E	3	.891	.780	5	6	5-87262-6
4	A,D	2	.735	.624	4	5	5-87262-5
4	A,C	2	.579	.468	3	4	5-87262-4
4	A	1	.423	.312	2	3	5-87262-3
4	A	1	.267	.156	1	2	5-87262-2
4	-	-	.111	-	-	1	5-87262-1
4	A,C,E,G	4	1.203	1.092	7	8	2-87262-6
3	A,C,E,H,K,M,Q,S,U,W,Y	11	3.855	3.744	24	25	2-87262-5
3	A,C,E,G,J,L,N,Q,S,U,W,Y	12	3.699	3.588	23	24	2-87262-4
3	A,D,G,K,N,R,U,X	8	3.543	3.432	22	23	2-87262-3
3	A,C,E,G,J,L,N,Q,S,U,W	11	3.387	3.276	21	22	2-87262-2
3	A,D,G,K,N,R,U	7	3.231	3.120	20	21	2-87262-1
3	A,C,E,G,J,L,N,Q,S,U	10	3.075	2.964	19	20	2-87262-0
3	B,D,F,J,L,N,Q,S	8	2.919	2.808	18	19	1-87262-9
3	A,D,F,J,M,P,S	7	2.763	2.652	17	18	1-87262-8
3	A,D,G,K,N,R	6	2.607	2.496	16	17	1-87262-7
3	A,C,E,G,J,L,N,Q	8	2.451	2.340	15	16	1-87262-6
3	A,D,G,K,N	5	2.295	2.184	14	15	1-87262-5
3	A,C,E,G,J,L,N	7	2.139	2.028	13	14	1-87262-4
3	A,D,J,M	4	1.983	1.872	12	13	1-87262-3
3	A,C,E,G,J,L	6	1.827	1.716	11	12	1-87262-2
3	A,D,G,K	4	1.671	1.560	10	11	1-87262-1
3	A,C,E,G,J	5	1.515	1.404	9	10	1-87262-0
3	A,D,G	3	1.359	1.248	8	9	87262-9
3	A,C,E,G	4	1.203	1.092	7	8	87262-8
3	A,C,E	3	1.047	.936	6	7	87262-7
3	A,C,E	3	.891	.780	5	6	87262-6
3	A,D	2	.735	.624	4	5	87262-5
3	A,C	2	.579	.468	3	4	87262-4
3	A	1	.423	.312	2	3	87262-3
3	A	1	.267	.156	1	2	87262-2
3	-	-	.111	-	-	1	87262-1



KEYWAY LOCATIONS (REF-SEE TABLE)
(MATING LENGTH OF POST ON NEAR SIDE)
SCALE: 2:1

RECOMMENDED HOLE LAYOUT

THIS DRAWING IS A CONTROLLED DOCUMENT.

DIMENSIONS: INCHES. TOLERANCES UNLESS OTHERWISE SPECIFIED: 0 PLC ± .005, 1 PLC ± .005, 2 PLC ± .005, 3 PLC ± .005, 4 PLC ± .005, ANGLES ± .005.

MATERIAL HOUSING - FLAME FINISH SEE TABLE.

APPROVED: L. A. MAYER, P. de Jong, J. SCHIEFFER.

PRODUCT SPEC: 108-25016.

APPLICATION SPEC: -.

SIZE: A1. CASE CODE: 00779. DRAWING NO: 87262.

RESTRICTED TO: -.

CUSTOMER DRAWING. SCALE: 4:1. SHEET: 1 of 1. REV: U2.

单击下面可查看定价，库存，交付和生命周期等信息

[>>TE Connectivity\(泰科\)](#)