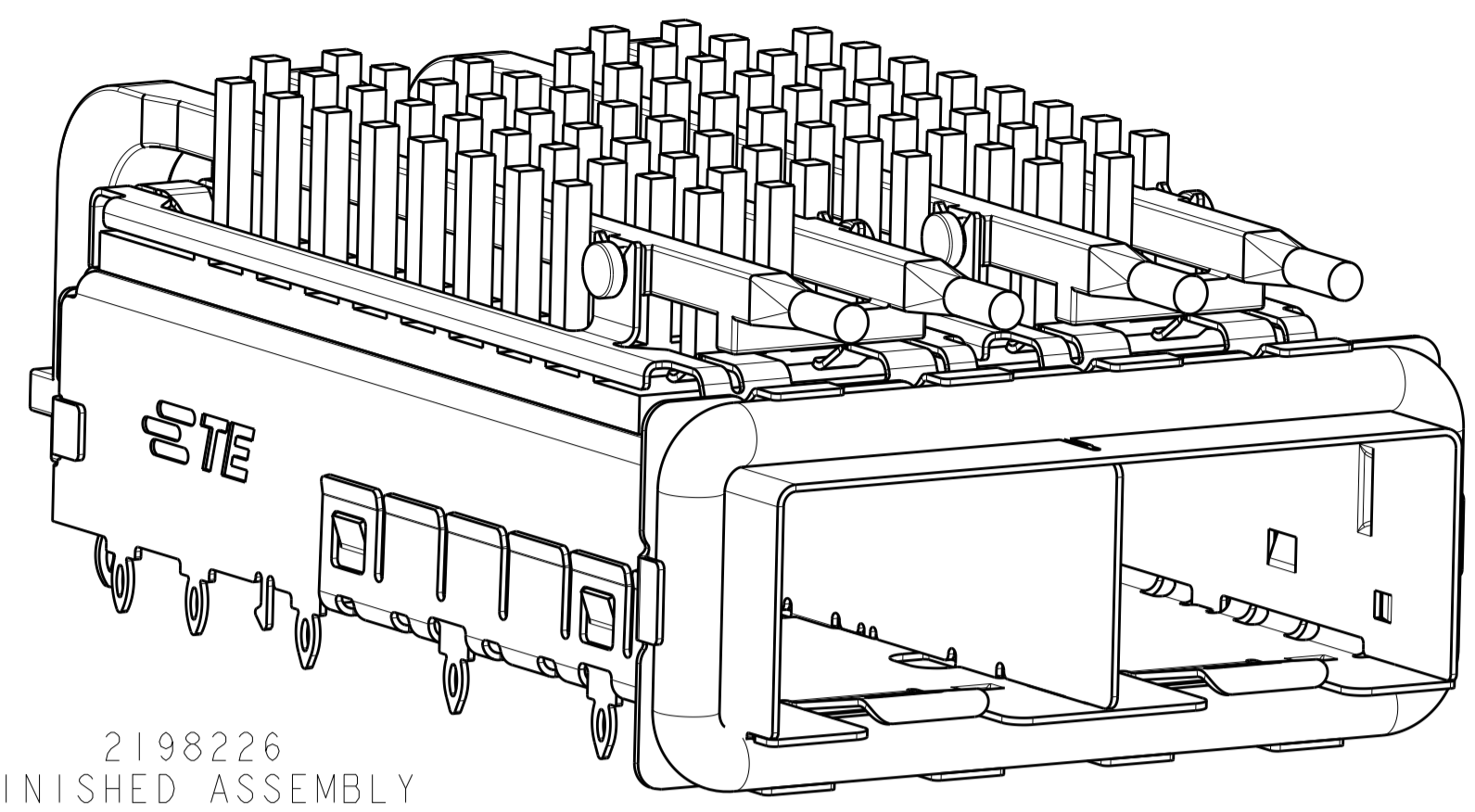


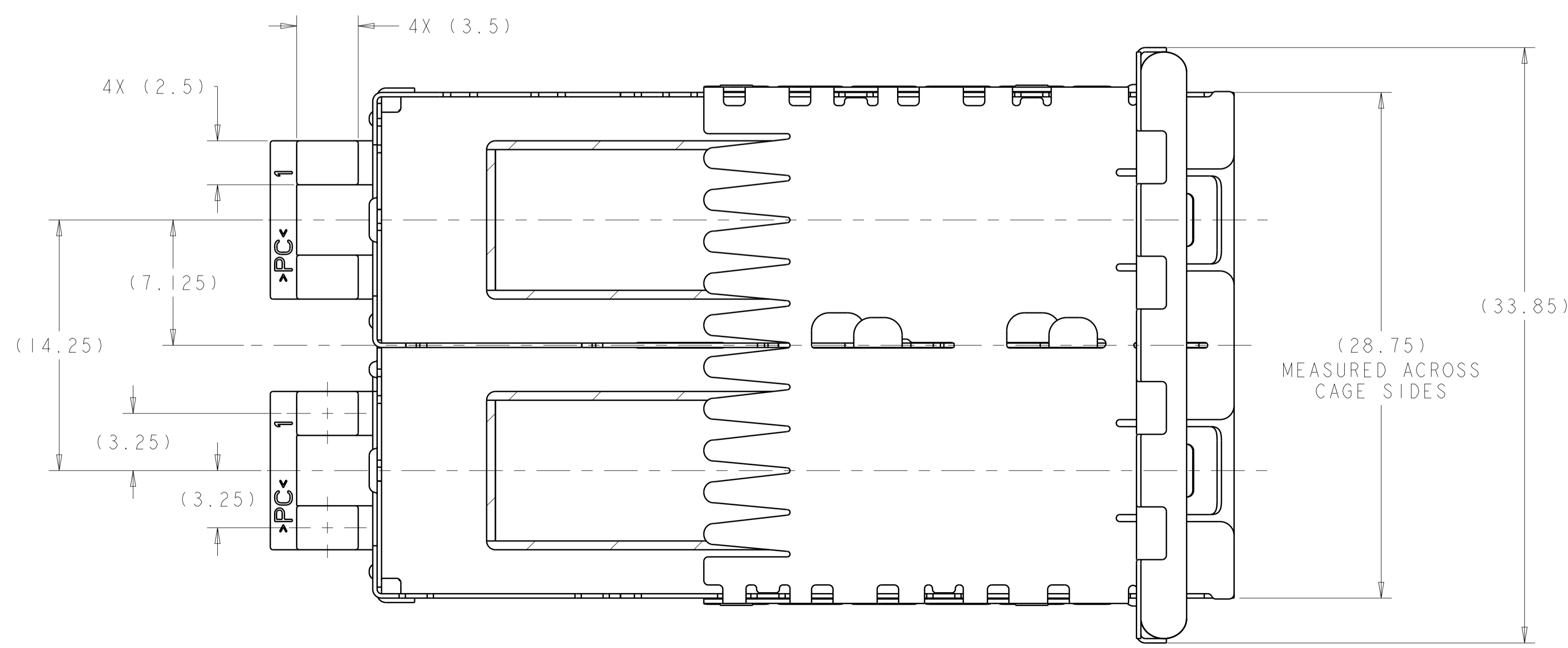
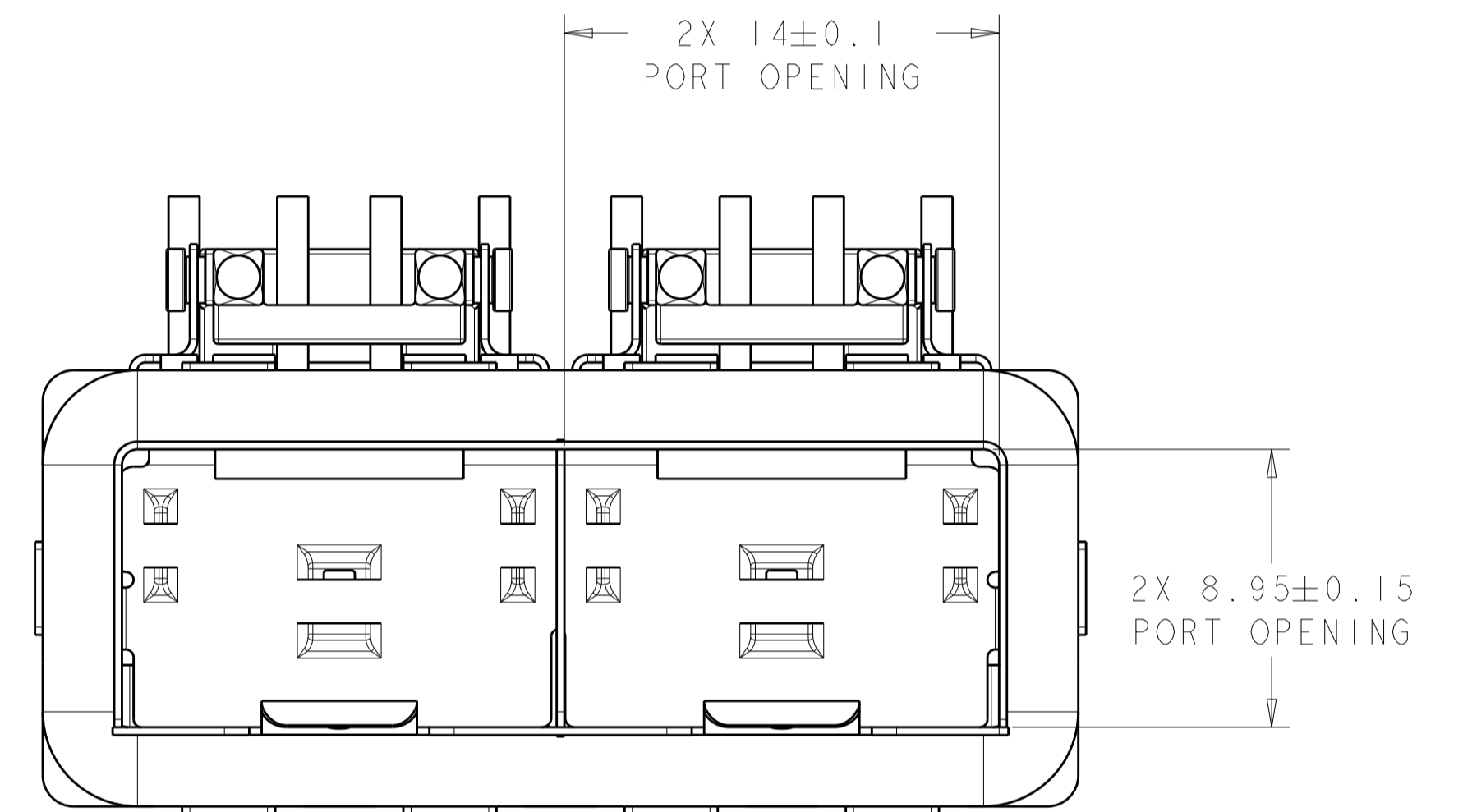
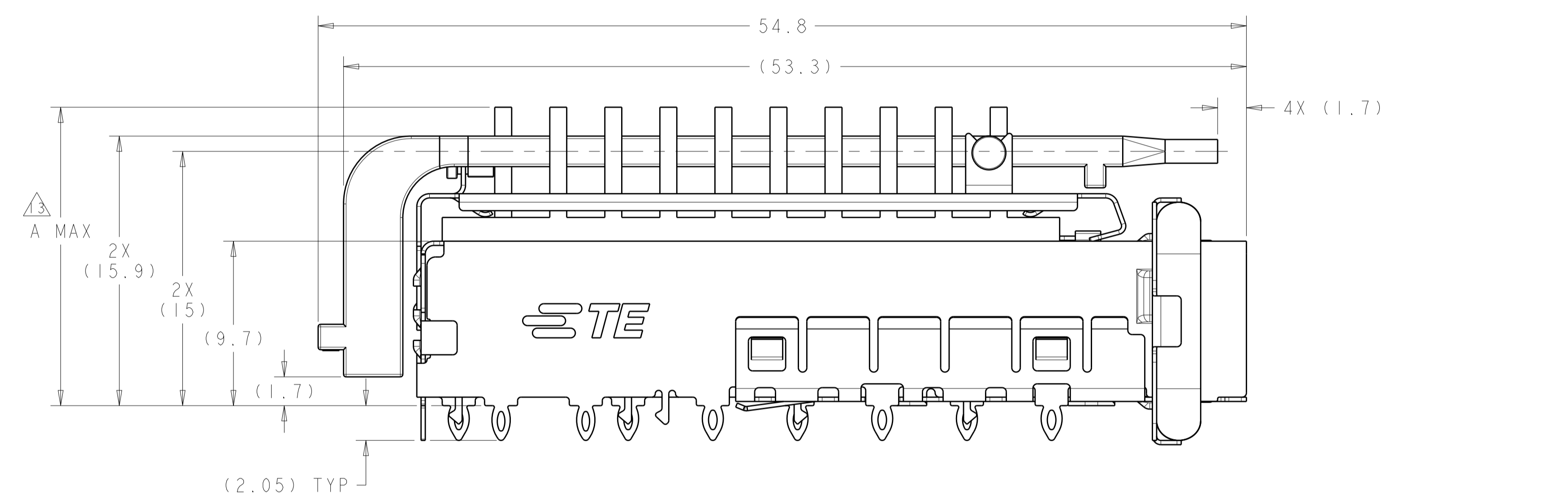
LOC	DIST	REVISIONS					
GP	00	P	LTN	DESCRIPTION	DATE	DWN	APVD
		A		RELEASED PER ECO-12-013192	06SEP2012	BMM	MRS



2198226
FINISHED ASSEMBLY
SCALE 4:1

- △ MATERIAL:
CAGE ASSEMBLY: 0.25mm THICK NICKEL SILVER ALLOY
GASKET RETENTION PLATE: STAINLESS STEEL
EMI GASKET: PLATED FILLED SILICONE
HEATSINK/LIGHTPIPE CLIP: STAINLESS STEEL
HEATSINK: ALUMINUM
LIGHTPIPE: POLYCARBONATE, CLEAR
- △ FINISH:
HEATSINK: ELECTROLESS NICKEL
HEATSINK/LIGHTPIPE CLIP: PASSIVATE
- △ DATUM AND BASIC DIMENSIONS ESTABLISHED BY CUSTOMER.
- △ PADS AND VIAS CHASSIS GROUND.
- 5. MATES WITH SFP MSA COMPLIANT RECEIVERS.
- 6. INTERPRETATION OF DATUM REFERENCE FRAME IN ACCORDANCE WITH SECT 4.4.1.1 OR ASME Y14.5M-1994.
- △ HOLE PATTERN REPEATS FOR EACH PORT, SPACING BETWEEN PORTS IS 14.25mm.
- △ REFERENCE APPLICATION SPEC. 114-13120, HOLE A, FOR RECOMMENDED DRILL HOLE DIAMETER AND PLATING THICKNESS.
- △ REFERENCE APPLICATION SPEC. 114-13120, HOLE B, FOR RECOMMENDED DRILL HOLE DIAMETER AND PLATING THICKNESS.

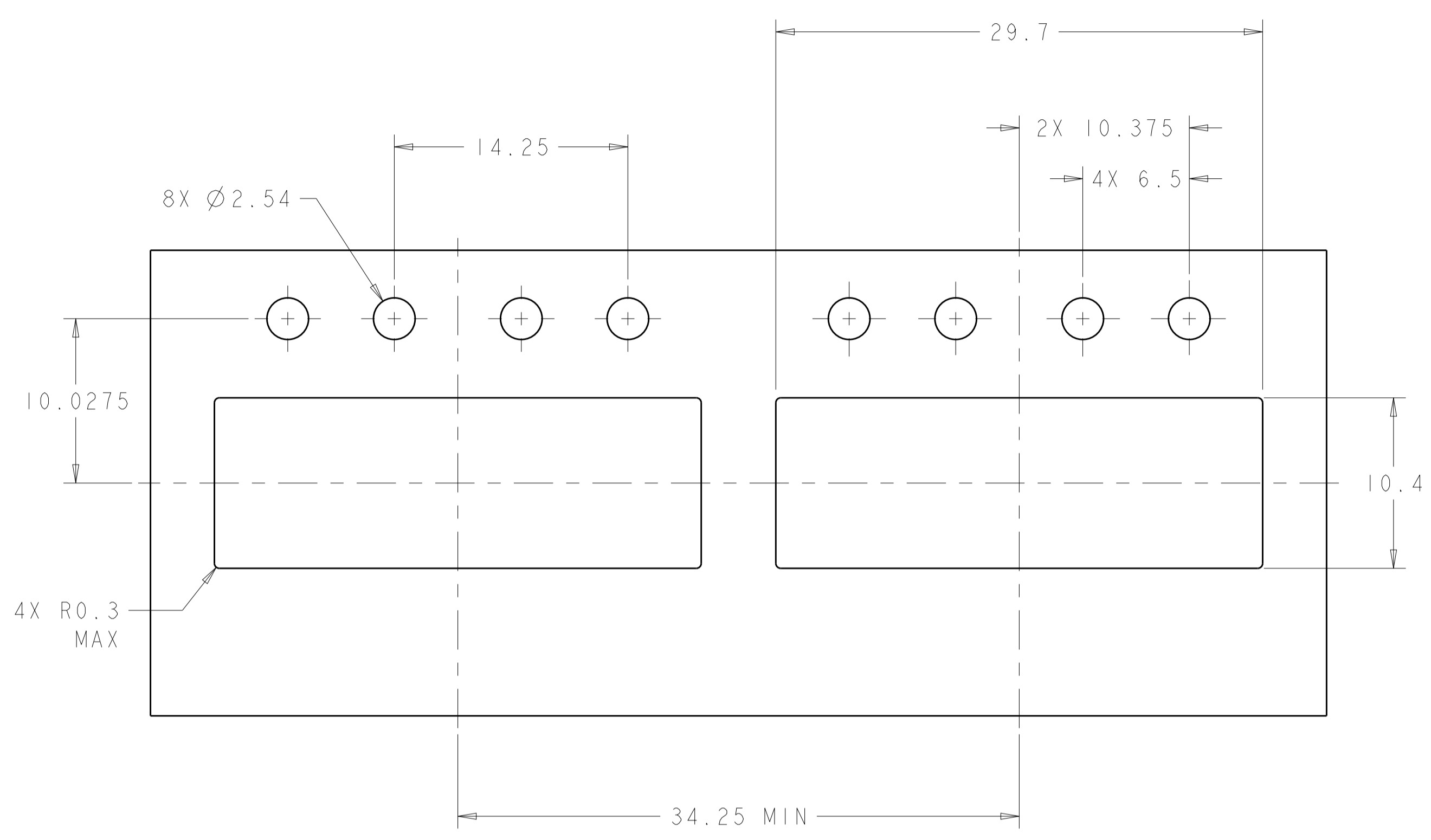
- △ MINIMUM PC BOARD THICKNESS:
SINGLE SIDED: 1.5mm
- 11. CERTAIN MATING TRANCEIVERS MAY REQUIRE ADDITIONAL PCB THICKNESS THAT WOULD NEED TO BE DETERMINED BY THE CUSTOMER.
- 12. PRODUCT COMPLIES WITH SPECIFICATION SFF-8433 IMPROVED PLUGGABLE FORM FACTOR FOR SFP+ GANGED CAGES.
- △ DIMENSION APPLIES PRIOR TO INSERTION OF SFP MODULE.
- △ HEATSINK, HEATSINK CLIP, AND LIGHTPIPE SHIPPED UNASSEMBLED TO CAGE ASSEMBLY. CAGE ASSEMBLY TO BE PRESSED INTO PCB PRIOR TO ATTACHING HEATSINK, HEATSINK CLIP, AND LIGHTPIPE TO THE CAGE ASSEMBLY.
- △ PACKAGED AS A COMPLETE ASSEMBLY.



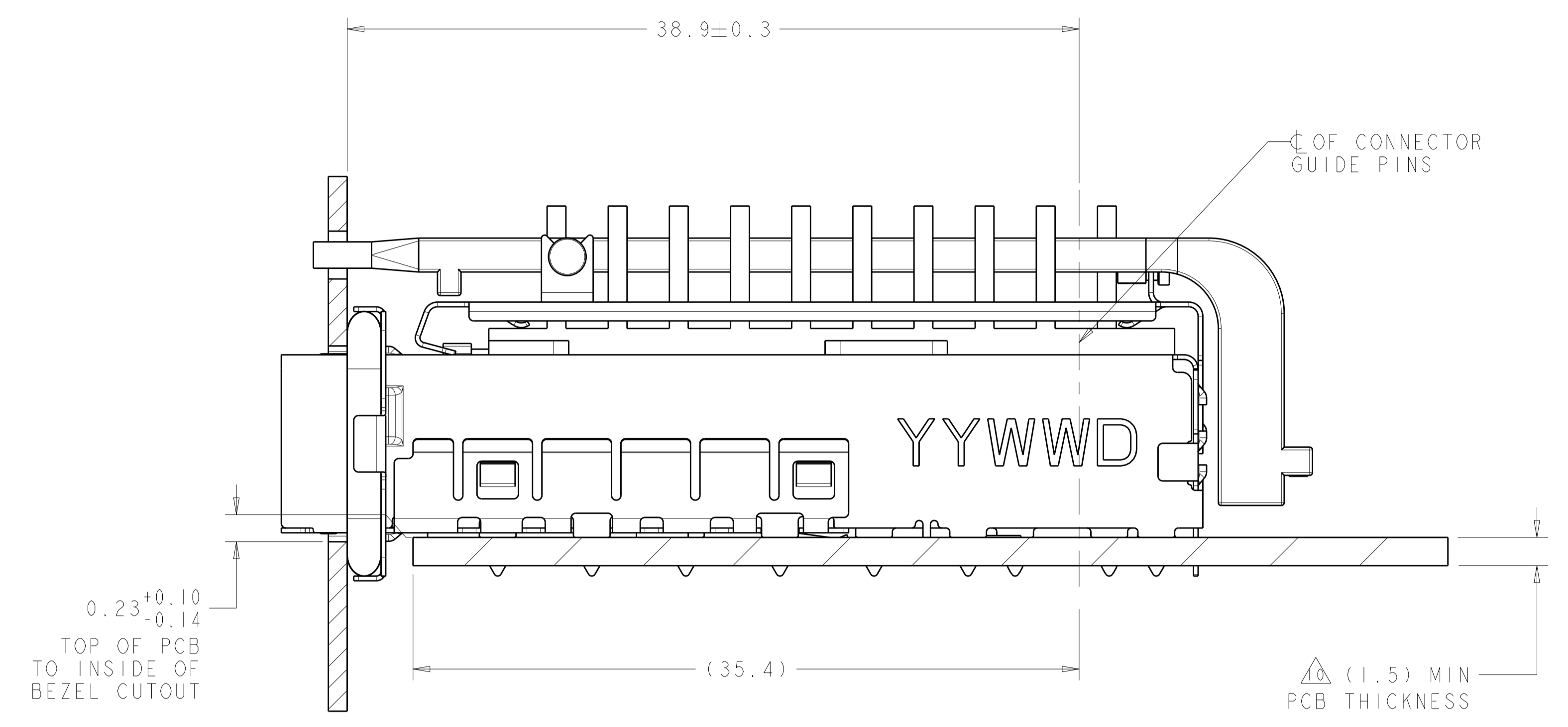
△ 22.5	NETWORKING, TALL	2198226-4
△ 18.1	NETWORKING, SHORT	2198226-3
△ 15.5	SAN	2198226-2
△ 13.2	PCI	2198226-1
A MAX	APPLICATION	PART NUMBER

THIS DRAWING IS A CONTROLLED DOCUMENT.		DWN: B. MATTHEWS 14OCT2011	TE Connectivity
DIMENSIONS: mm		CHK: M. SCHMITT 14OCT2011	
TOLERANCES UNLESS OTHERWISE SPECIFIED:		APVD: M. SCHMITT 14OCT2011	NAME: SFP+ ENHANCED 1X2 CAGE ASSEMBLY, PRESS-FIT, EMI GASKET WITH HEATSINK AND LIGHTPIPE PRODUCT SPEC: 108-2364 APPLICATION SPEC: 114-13120 SIZE: CAGE CODE DRAWING NO: A100779 WEIGHT: - CUSTOMER DRAWING
0 PLC ±0.13		RESTRICTED TO	
1 PLC ±0.1		SCALE: 5:1	
2 PLC ±0.08		SHEET 1 OF 3	
3 PLC ±0.05		REV A	
4 PLC ±0.05			
ANGLES ±0.1			
FINISH: △ 2			

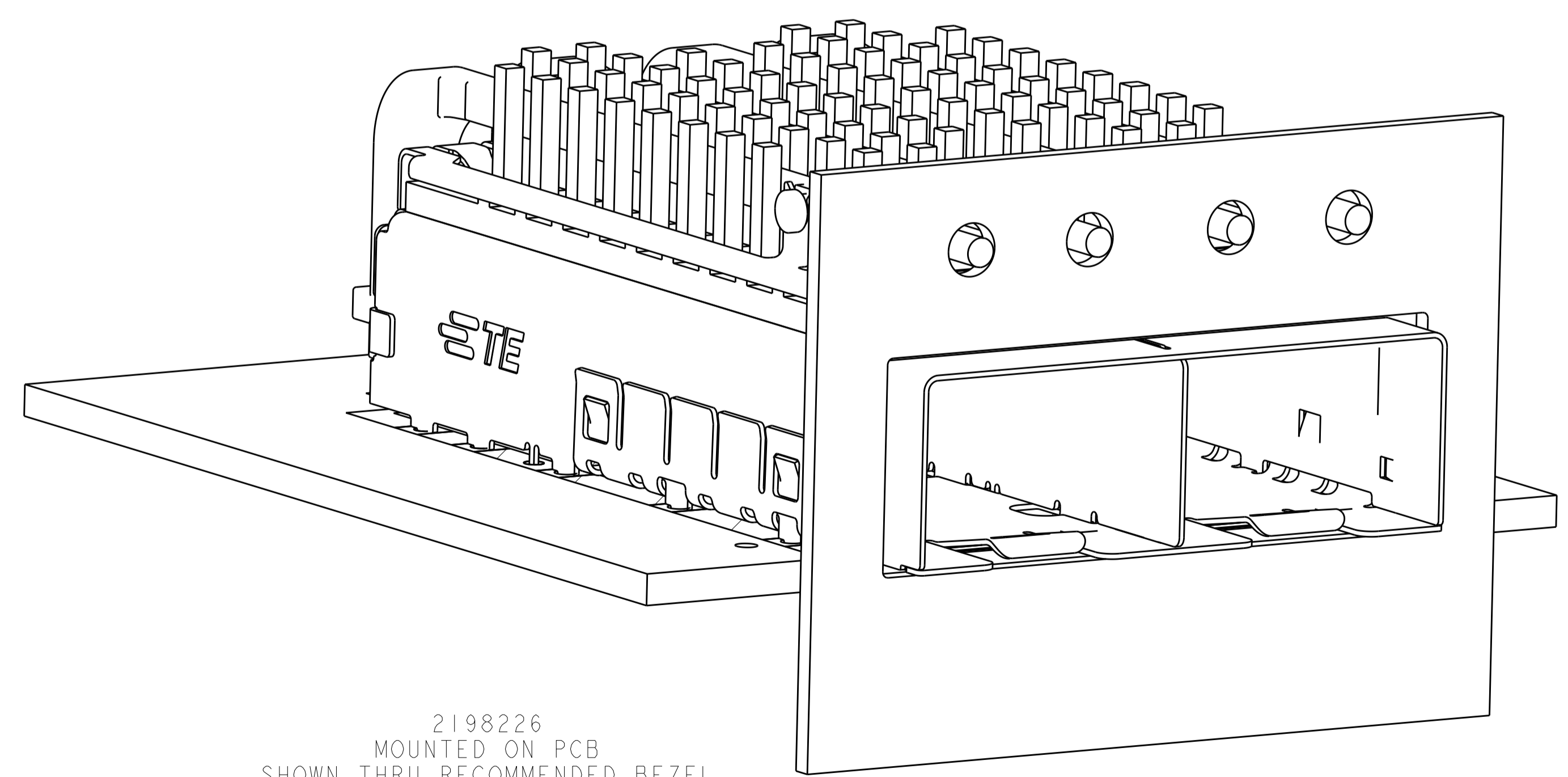
LOC	DIST	REVISIONS					
GP	00	P	LTN	DESCRIPTION	DATE	DMN	APVD
-	-	-	-	SEE SHEET 1	-	-	-



RECOMMENDED BEZEL CUTOUT
 SCALE 4:1



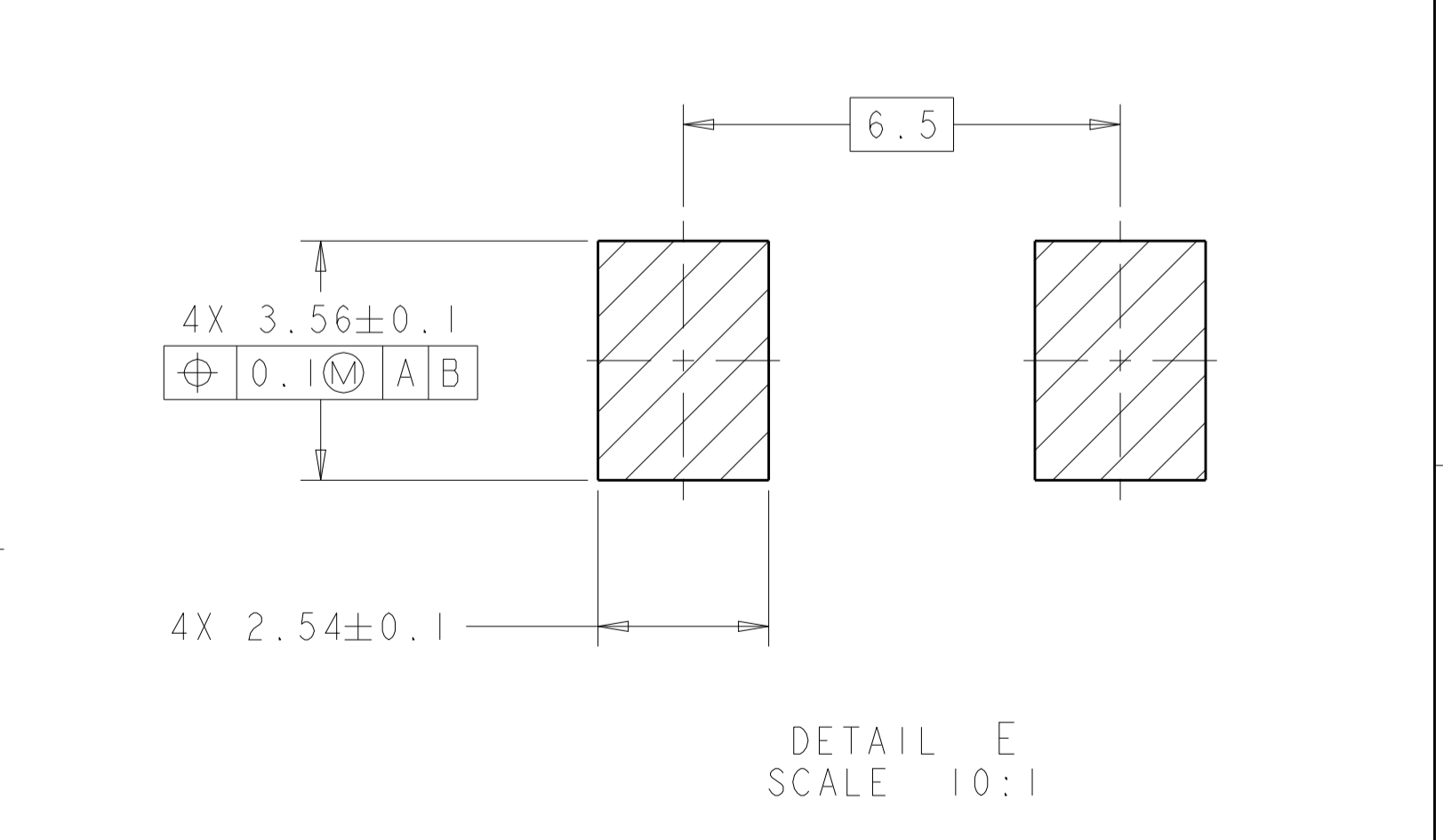
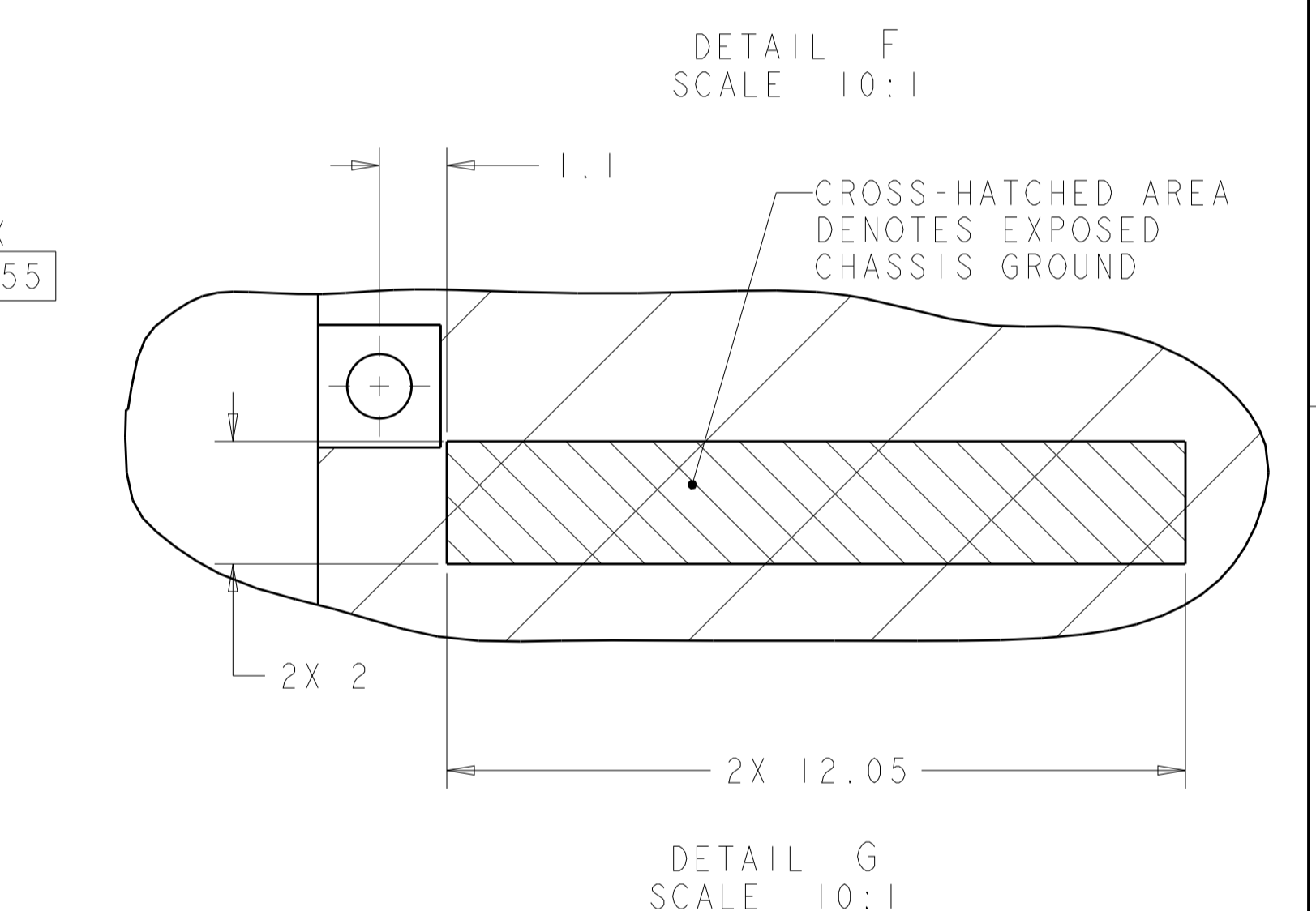
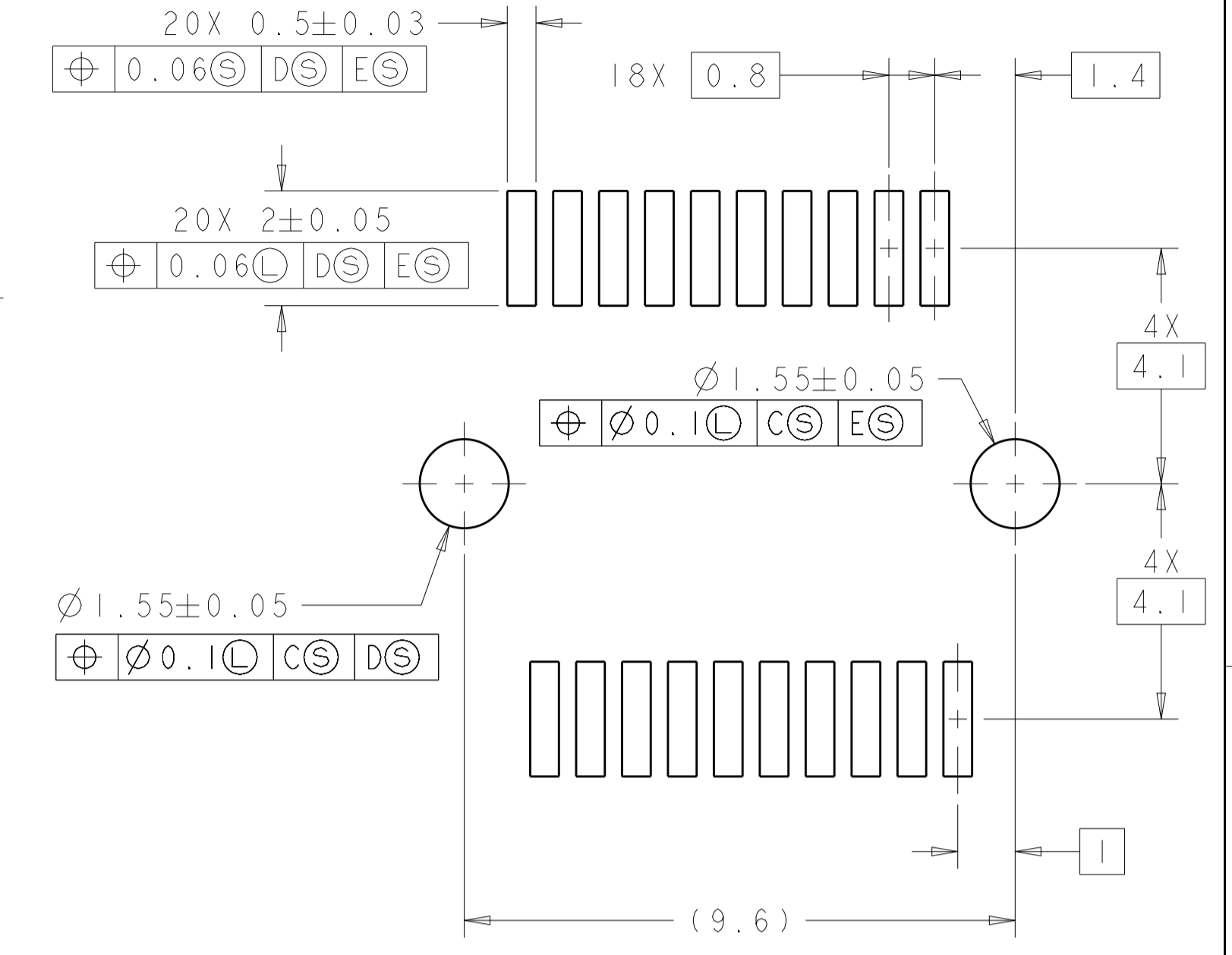
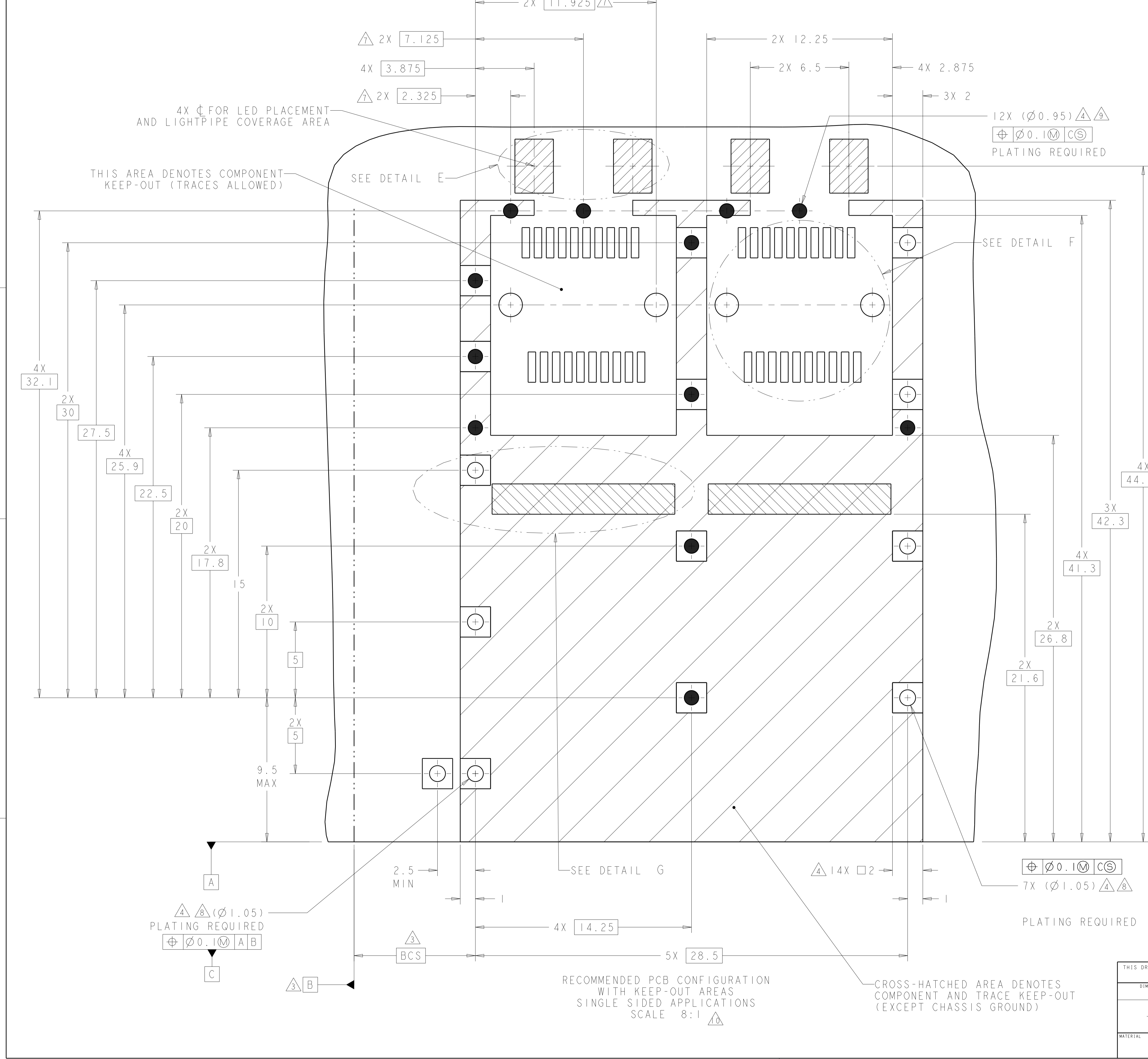
2198226
 MOUNTED ON PC BOARD
 SHOWN THRU RECOMMENDED BEZEL



2198226
 MOUNTED ON PCB
 SHOWN THRU RECOMMENDED BEZEL

THIS DRAWING IS A CONTROLLED DOCUMENT.		DMN: B. MATTHEWS 14OCT2011	TE Connectivity
DIMENSIONS: mm		CHK: M. SCHMITT 14OCT2011	
TOLERANCES UNLESS OTHERWISE SPECIFIED:		APVD: M. SCHMITT 14OCT2011	NAME: SFP+ ENHANCED 1X2 CAGE ASSEMBLY, PRESS-FIT, EMI GASKET WITH HEATSINK AND LIGHTPIPE
0 PLC ±0.13	1 PLC ±0.1	PRODUCT SPEC 108-2364	SIZE: A1
2 PLC ±0.08	3 PLC ±0.05	APPLICATION SPEC 114-13120	CAGE CODE: 2198226
4 PLC ±0.05	ANGLES ±0.5	WEIGHT	RESTRICTED TO
MATERIAL	FINISH	CUSTOMER DRAWING	SCALE: 5:1 SHEET 2 OF 3 REV A

LOC	DIST	REV	DATE	APPV
GP	00			



PLATING REQUIRED
 $\text{Ø}0.10$ A B

RECOMMENDED PCB CONFIGURATION
 WITH KEEP-OUT AREAS
 SINGLE SIDED APPLICATIONS
 SCALE 8:1

CROSS-HATCHED AREA DENOTES
 COMPONENT AND TRACE KEEP-OUT
 (EXCEPT CHASSIS GROUND)

THIS DRAWING IS A CONTROLLED DOCUMENT.		OWN: B. MATTHEWS 14OCT2011	TE Connectivity
DIMENSIONS: mm		CHK: M. SCHMITT 14OCT2011	
TOLERANCES UNLESS OTHERWISE SPECIFIED:		APPV: M. SCHMITT 14OCT2011	NAME: SFP+ ENHANCED 1X2 CAGE ASSEMBLY, PRESS-FIT, EMI GASKET WITH HEATSINK AND LIGHTPIPE PRODUCT SPEC: 108-2364 APPLICATION SPEC: 114-13120
0 PLC ±0.13 1 PLC ±0.1 2 PLC ±0.08 3 PLC ±0.05 4 PLC ±0.05 ANGLES ±0.1		SIZE: CAGE CODE DRAWING NO: A100779 WEIGHT: - CUSTOMER DRAWING	
MATERIAL:		SCALE: 5:1	RESTRICTED TO: -
FINISH:		SHEET: 3 OF 3	REV: A

单击下面可查看定价，库存，交付和生命周期等信息

[>>TE Connectivity\(泰科\)](#)