
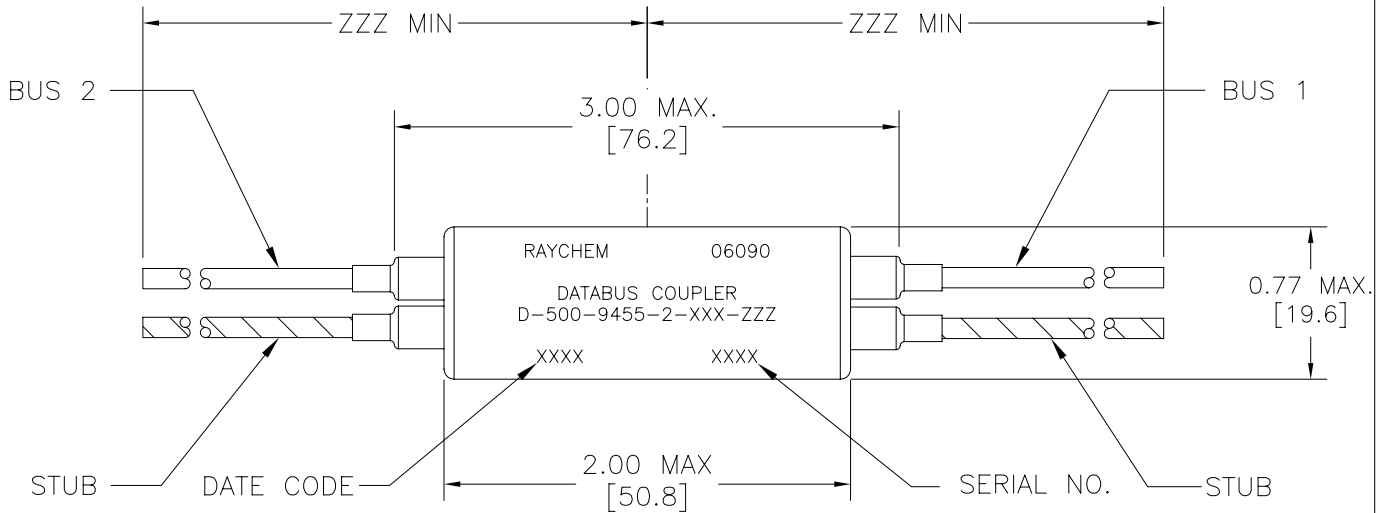


REVISION		
REV	DESCRIPTION	DATE
D	REVISED DWG PER DCR NO. C050807	1/10/06



PART NO. D-500-9455-2-XXX-ZZZ

LENGTH OF CABLE (INCHES)

2 = DOUBLE STUB

CABLE

- S16 = OPTIMIZED SINGLE SHIELD
- S36 = OPTIMIZED DOUBLE SHIELD
- S86 = EMP HARDENED

COMONENT NUMBER	BUS CABLE	STUB CABLE
D-500-9455-2-S16-ZZZ	7724S1664-9	7724S1664-96
D-500-9455-2-S36-ZZZ	7724S3664-9	7724S3664-96
D-500-9455-2-S86-ZZZ	7724S8664-9	7724S8664-96

If this document is printed it becomes uncontrolled. Check for the latest revision

© 2004-2006 Tyco Electronics Corporation. All Rights Reserved.

SPECIFICATION CONTROL DRAWING

UNLESS OTHERWISE SPECIFIED DIMENSIONS ARE INCHES. METRIC DIMENSIONS ARE IN BRACKETS.

DECIMAL TOLERANCES
 .XXX ±--- [---mm]
 .XX ±--- [---mm]
 .X ±--- [---mm]

ANGLE TOLERANCE
 .X ±---

WEIGHT
 LBS. SEE NOTES [---gm]

CAD FILE
 C050807A

DRAWN
 T RATZLAFF

DATE
 20FEB2001

MATERIAL

FINISH

THIRD ANGLE PROJECTION

tyco
Electronics

Tyco Electronics
 300 CONSTITUTION DRIVE
 MENLO PARK, CALIFORNIA 94025 USA

Raychem

TITLE
 DATABUS MICROCOUPLER
 TWO STUB, STD CONFIGURATION
 LOW OUTGASSING

SIZE A	CODE IDENT. NO. 06090	DWG. NO. D-500-9455-2-XXX-ZZZ
-----------	--------------------------	----------------------------------

DO NOT SCALE THIS DRAWING

SHEET 1 OF 2

1. MATERIAL AND FINISHES:

1.1 INTERNAL COMPONENTS

1.1.1 TRANSFORMER TO MIL-PRF-21038 AND MIL-STD-1553B

1.1.2 ISOLATION RESISTORS TO MIL-PRF-39007/8, 57.6 OHMS

1.1.3 INTERNAL AND EXTERNAL COMPONENTS ATTACHED USING SN96 SOLDER

1.2 SHIELDED CASE: ALUMINUM PER ASTM-B618.

1.2.1 CASE FINISH: 65/35 Sn/Ni ALLOY, .0002/ .0003 THK.

1.3 CABLE TYPE PER RAYCHEM SPECIFICATION 1200 (SEE PART NO. ON SHEET 1).

1.4 STRAIN RELIEF TUBING: RAYCHEM RT-220, LOW OUTGASING TUBING.

2. APPLICATION:

2.1 THIS COUPLER IS DESIGNED TO BE INSTALLED INTO A DIGITAL MULTIPLEX HARNESS MEETING THE REQUIREMENTS OF MIL-STD-1553B AND NASA'S OUTGASSING SPECIFICATION SP-R-0022A.

2.1.1 THIS PRODUCT IS ASSEMBLED USING LOW OUTGASSING MATERIALS.

2.1.2 THIS PRODUCT IS NOT INTENDED FOR USE IN HIGH MOISTURE ENVIRONMENTS, NOR INTENDED FOR APPLICATIONS WHERE FLUID IMMERSION IS NECESSARY.

2.2 FOR CABLE SPLICING USE SPLICE KIT D-150-9708-5 (NOT SUPPLIED).

2.3 CABLE BEND RADIUS PER SAE-AS50881 STATIC BEND: 5 X CABLE O.D. MIN.
DYNAMIC BEND: 10 X CABLE O.D. MIN.

3. TEMPERATURE:

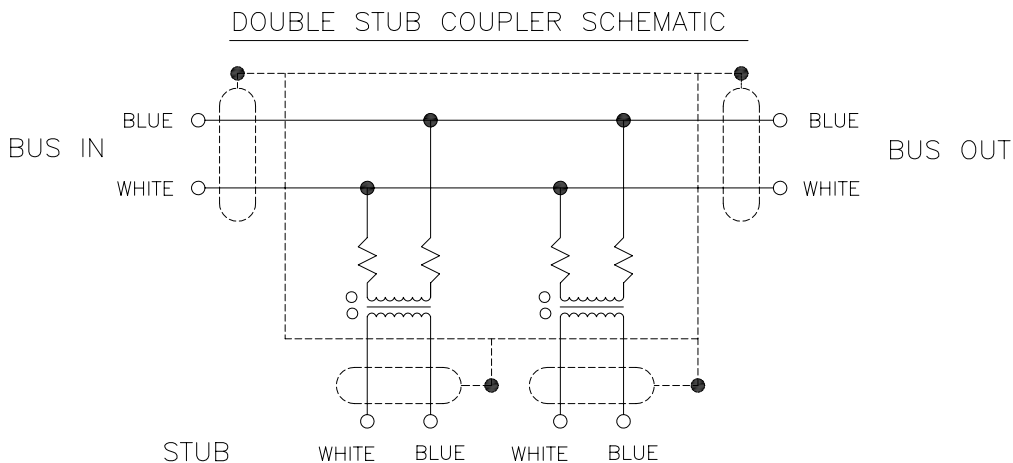
3.1 OPERATING TEMPERATURE: -65°C TO +150°C CONTINUOUS.

4. PERFORMANCE SPECIFICATIONS:

4.1 TRANSFORMER MEETS THE PERFORMANCE REQUIREMENTS OF MIL-STD-1553B.

5. WEIGHT:

5.1 MAXIMUM WEIGHT WITHOUT CABLE: 14 GRAMS MAX (.0309 LBS).



If this document is printed it becomes uncontrolled. Check for the latest revision

© 2004-2006 Tyco Electronics Corporation. All Rights Reserved.

SPECIFICATION CONTROL DRAWING

DRAWN T RATZLAFF	DATE 2/20/01	SIZE A	CODE IDENT. NO. 06090	DWG. NO. D-500-9455-2-XXX-ZZZ	REV D
CAD FILE C050807B		tyco Electronics		DO NOT SCALE THIS DRAWING	
				SHEET 2 OF 2	

单击下面可查看定价，库存，交付和生命周期等信息

[>>TE Connectivity\(泰科\)](#)