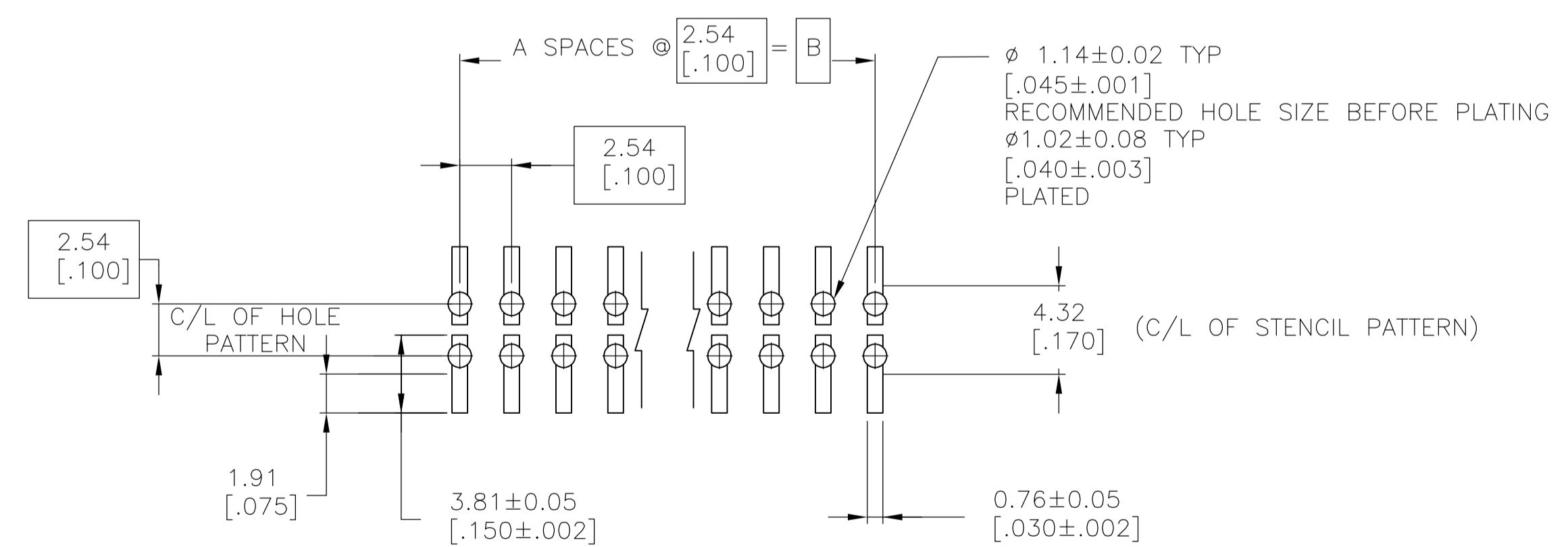
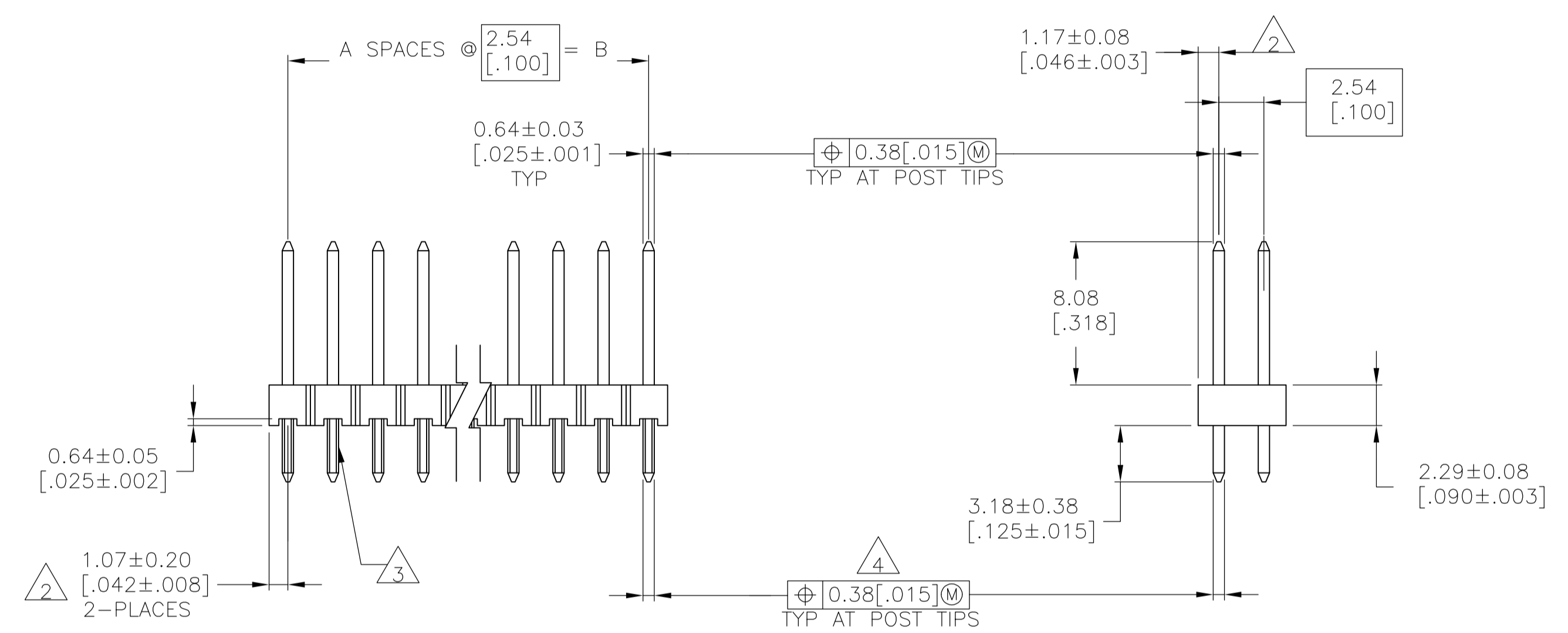
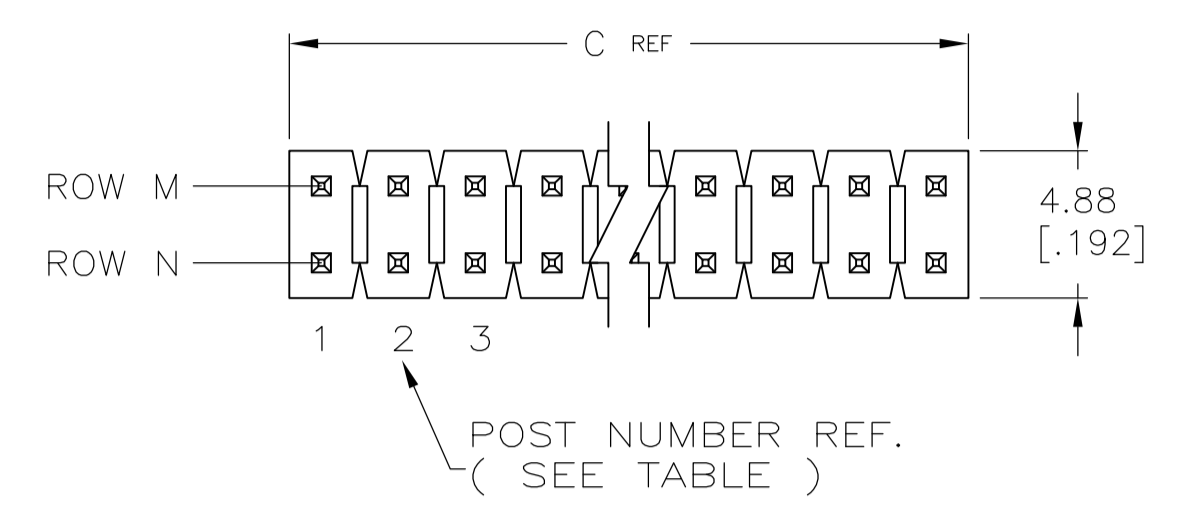


1. TRUE POSITION TOLERANCE OF THE POST TIPS APPLIES WHEN THE HEADER IS HELD FLAT AGAINST THE PRINTED CIRCUIT BOARD.
2. THE NOTED DIMENSIONS APPLY AT THE INTERSECTION OF THE POST AND HOUSING.
3. RETENTION FEATURES ON SOLDER TAILS, LOCATED AT MANUFACTURERS OPTION.
4. $\phi 0.51 [0.020] \text{ M}$ FOR KINKED TAILS.
5. POST PLATING: 0.00254-0.00508 [0.000100-.000200] MATTE TIN-LEAD OVER 0.00127 [0.000050] NICKEL.
6. HOUSING: LCP, COLOR-BLACK.
7. POST: COPPER ALLOY.
8. POST PLATING: 0.00254-0.00508 [0.000100-.000200] BRIGHT TIN OVER 0.00127 [0.000050] NICKEL.
9. PRELIMINARY PART-NOT RELEASED FOR PRODUCTION.
10. POST PLATING: 0.00254-0.00508 [0.000100-.000200] MATTE TIN OVER 0.00127 [0.000050] NICKEL.
11. OBSOLETE PARTS: OBSOLETE CIS STREAMLINING PER PER D.RENAUD/D.SINISI



RECOMMENDED PC BOARD MOUNTING DIMENSIONS FOR .063 [1.60] THICK PC BOARD AND .012 [0.305] STENCIL THICK

PLATING	C	B	A	NO. OF POSITIONS	PART NUMBER
8	7.21 [0.284]	5.08 [0.200]	2	6	4-146262-1
5	101.19 [3.984]	99.06 [3.900]	39	80	4-146262-0
11	98.65 [3.884]	96.52 [3.800]	38	78	3-146262-9
11	96.11 [3.784]	93.98 [3.700]	37	76	3-146262-8
11	93.57 [3.684]	91.44 [3.600]	36	74	3-146262-7
11	91.03 [3.584]	88.90 [3.500]	35	72	3-146262-6
11	88.49 [3.484]	86.36 [3.400]	34	70	3-146262-5
11	85.95 [3.384]	83.82 [3.300]	33	68	3-146262-4
11	83.41 [3.284]	81.28 [3.200]	32	66	3-146262-3
11	80.87 [3.184]	78.74 [3.100]	31	64	3-146262-2
11	75.79 [3.084]	76.20 [3.000]	30	62	3-146262-1
11	75.79 [2.984]	73.66 [2.900]	29	60	3-146262-0
11	73.25 [2.884]	71.12 [2.800]	28	58	2-146262-9
11	70.71 [2.784]	68.58 [2.700]	27	56	2-146262-8
11	68.17 [2.684]	66.04 [2.600]	26	54	2-146262-7
11	65.63 [2.584]	63.5 [2.500]	25	52	2-146262-6
11	63.09 [2.484]	60.96 [2.400]	24	50	2-146262-5
11	60.55 [2.384]	58.42 [2.300]	23	48	2-146262-4
11	58.01 [2.284]	55.88 [2.200]	22	46	2-146262-3
11	55.47 [2.184]	53.34 [2.100]	21	44	2-146262-2
11	52.93 [2.084]	50.80 [2.000]	20	42	2-146262-1
11	50.39 [1.984]	48.26 [1.900]	19	40	2-146262-0
11	47.85 [1.884]	45.72 [1.800]	18	38	1-146262-9
11	45.31 [1.784]	43.18 [1.700]	17	36	1-146262-8
11	42.77 [1.684]	40.64 [1.600]	16	34	1-146262-7
11	40.23 [1.584]	38.10 [1.500]	15	32	1-146262-6
11	37.69 [1.484]	35.56 [1.400]	14	30	1-146262-5
11	35.15 [1.384]	33.02 [1.300]	13	28	1-146262-4
11	32.61 [1.284]	30.48 [1.200]	12	26	1-146262-3
11	30.07 [1.184]	27.94 [1.100]	11	24	1-146262-2
11	27.53 [1.084]	25.40 [1.000]	10	22	1-146262-1
11	24.99 [0.984]	22.86 [0.900]	9	20	1-146262-0
11	22.45 [0.884]	20.32 [0.800]	8	18	146262-9
11	19.91 [0.784]	17.78 [0.700]	7	16	146262-8
11	17.37 [0.684]	15.24 [0.600]	6	14	146262-7
11	14.83 [0.584]	12.70 [0.500]	5	12	146262-6
5	12.29 [0.484]	10.16 [0.400]	4	10	146262-5
5	9.75 [0.384]	7.62 [0.300]	3	8	146262-4
5	7.21 [0.284]	5.08 [0.200]	2	6	146262-3
11	4.67 [0.184]	2.54 [0.100]	1	4	146262-2
11	2.13 [0.084]	-	-	2	146262-1

THIS DRAWING IS A CONTROLLED DOCUMENT.

DIMENSIONS: mm [INCHES]	TOLERANCES UNLESS OTHERWISE SPECIFIED:	0 PLC ± -	1 PLC ± 0.127 [0.005]	2 PLC ± 0.254 [0.010]	3 PLC ± 0.51 [0.020]	4 PLC ± 0.127 [0.005]	ANGLES ± 0.0127 [0.0005]
-------------------------	--	-----------	-----------------------	-----------------------	----------------------	-----------------------	--------------------------

MATERIAL: SEE TABLE FINISH: SEE TABLE

APPROVED: G. DUBNICZKI 2-1-96

NAME: G. DUBNICZKI

PRODUCT SPEC: HEADER ASSEMBLY, MOD II, BREAKAWAY, DOUBLE ROW, .100 X.100 C/L, VERTICAL, .025 SQ. POSTS, HIGH TEMPERATURE

APPLICATION SPEC: -

SIZE: A1

WEIGHT: -

CAGE CODE: 00779

DRAWING NO: 146262

CUSTOMER DRAWING: -

SCALE: 4:1

SHEET: 1 OF 2

REV: M

		△10	101.19 [3.984]	99.06 [3.900]	39	80	9-146262-0	
△11	OBSELETE	△10	98.65 [3.884]	96.52 [3.800]	38	78	8-146262-9	
△11	OBSELETE	△10	96.11 [3.784]	93.98 [3.700]	37	76	8-146262-8	
△11	OBSELETE	△10	93.57 [3.684]	91.44 [3.600]	36	74	8-146262-7	
△11	OBSELETE	△10	91.03 [3.584]	88.90 [3.500]	35	72	8-146262-6	
△11	OBSELETE	△10	88.49 [3.484]	86.36 [3.400]	34	70	8-146262-5	
△11	OBSELETE	△10	85.95 [3.384]	83.82 [3.300]	33	68	8-146262-4	
△11	OBSELETE	△10	83.41 [3.284]	81.28 [3.200]	32	66	8-146262-3	
△11	OBSELETE	△10	80.87 [3.184]	78.74 [3.100]	31	64	8-146262-2	
△11	OBSELETE	△10	75.79 [3.084]	76.20 [3.000]	30	62	8-146262-1	
△11	OBSELETE	△10	75.79 [2.984]	73.66 [2.900]	29	60	8-146262-0	
△11	OBSELETE	△10	73.25 [2.884]	71.12 [2.800]	28	58	7-146267-9	
△11	OBSELETE	△10	70.71 [2.784]	68.58 [2.700]	27	56	7-146267-8	
△11	OBSELETE	△10	68.17 [2.684]	66.04 [2.600]	26	54	7-146267-7	
△11	OBSELETE	△10	65.63 [2.584]	63.5 [2.500]	25	52	7-146267-6	
△11	OBSELETE	△10	63.09 [2.484]	60.96 [2.400]	24	50	7-146267-5	
△11	OBSELETE	△10	60.55 [2.384]	58.42 [2.300]	23	48	7-146267-4	
△11	OBSELETE	△10	58.01 [2.284]	55.88 [2.200]	22	46	7-146267-3	
△11	OBSELETE	△10	55.47 [2.184]	53.34 [2.100]	21	44	7-146267-2	
△11	OBSELETE	△10	52.93 [2.084]	50.80 [2.000]	20	42	7-146267-1	
△11	OBSELETE	△10	50.39 [1.984]	48.26 [1.900]	19	40	7-146267-0	
△11	OBSELETE	△10	47.85 [1.884]	45.72 [1.800]	18	38	6-146262-9	
△11	OBSELETE	△10	45.31 [1.784]	43.18 [1.700]	17	36	6-146262-8	
△11	OBSELETE	△10	42.77 [1.684]	40.64 [1.600]	16	34	6-146262-7	
△11	OBSELETE	△10	40.23 [1.584]	38.10 [1.500]	15	32	6-146262-6	
△11	OBSELETE	△10	37.69 [1.484]	35.56 [1.400]	14	30	6-146262-5	
△11	OBSELETE	△10	35.15 [1.384]	33.02 [1.300]	13	28	6-146262-4	
△11	OBSELETE	△10	32.61 [1.284]	30.48 [1.200]	12	26	6-146262-3	
△11	OBSELETE	△10	30.07 [1.184]	27.94 [1.100]	11	24	6-146262-2	
△11	OBSELETE	△10	27.53 [1.084]	25.40 [1.000]	10	22	6-146262-1	
△11	OBSELETE	△10	24.99 [.984]	22.86 [.900]	9	20	6-146262-0	
△11	OBSELETE	△10	22.45 [.884]	20.32 [.800]	8	18	5-146262-9	
△11	OBSELETE	△10	19.91 [.784]	17.78 [.700]	7	16	5-146262-8	
△11	OBSELETE	△10	17.37 [.684]	15.24 [.600]	6	14	5-146262-7	
△11	OBSELETE	△10	14.83 [.584]	12.70 [.500]	5	12	5-146262-6	
		△10	12.29 [.484]	10.16 [.400]	4	10	5-146262-5	
		△10	9.75 [.384]	7.62 [.300]	3	8	5-146262-4	
△11	OBSELETE	△10	7.21 [.284]	5.08 [.200]	2	6	5-146262-3	
△11	OBSELETE	△10	4.67 [.184]	2.54 [.100]	1	4	5-146262-2	
		△10	2.13 [.084]	[-]	-	2	5-146262-1	
	PLATING		C	B	A	NO. OF POSITIONS	PART NUMBER	

THIS DRAWING IS A CONTROLLED DOCUMENT.		DIN T. HOFFMAN 10-5-95		TE Connectivity	
DIMENSIONS: mm [INCHES]		TOLERANCES UNLESS OTHERWISE SPECIFIED:			
0 PLC ± - 1 PLC ± 0.51[.02] 2 PLC ± 0.12[.005] 3 PLC ± 0.0127[.0005] 4 PLC ± - ANGLES ± -		CJK G. DUBNICZKI 2-1-96 APVO G. DUBNICZKI 2-1-96 PRODUCT SPEC		NAME HEADER ASSEMBLY, MOD II , BREAKAWAY, DOUBLE ROW, .100 X.100 C/L, VERTICAL, .025 SQ. POSTS, HIGH TEMPERATURE	
MATERIAL		FINISH SEE TABLE		APPLICATION SPEC SIZE CASE CODE DRAWING NO WEIGHT - A1 00779 C=146262 CUSTOMER DRAWING SCALE 4:1 SHEET 2 OF 2 REV M	

单击下面可查看定价，库存，交付和生命周期等信息

[>>TE Connectivity\(泰科\)](#)