

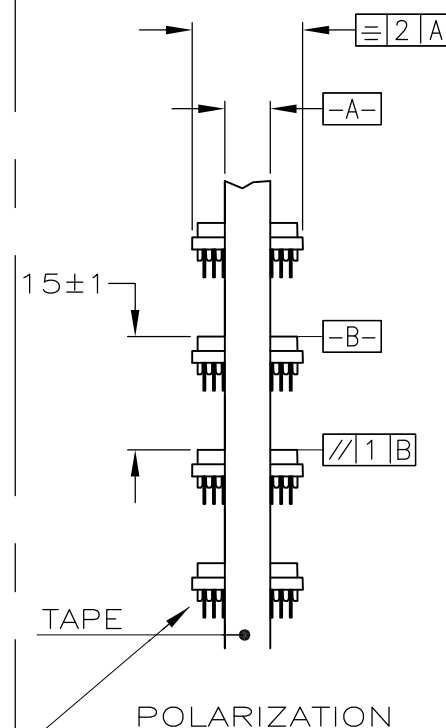
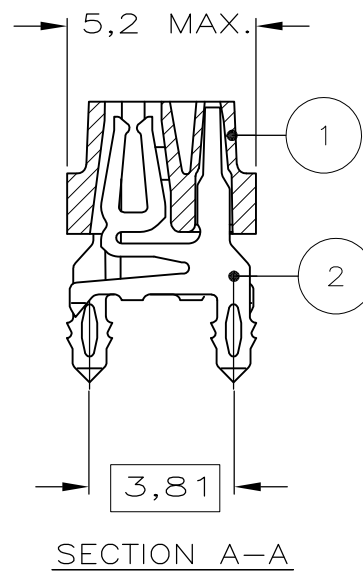
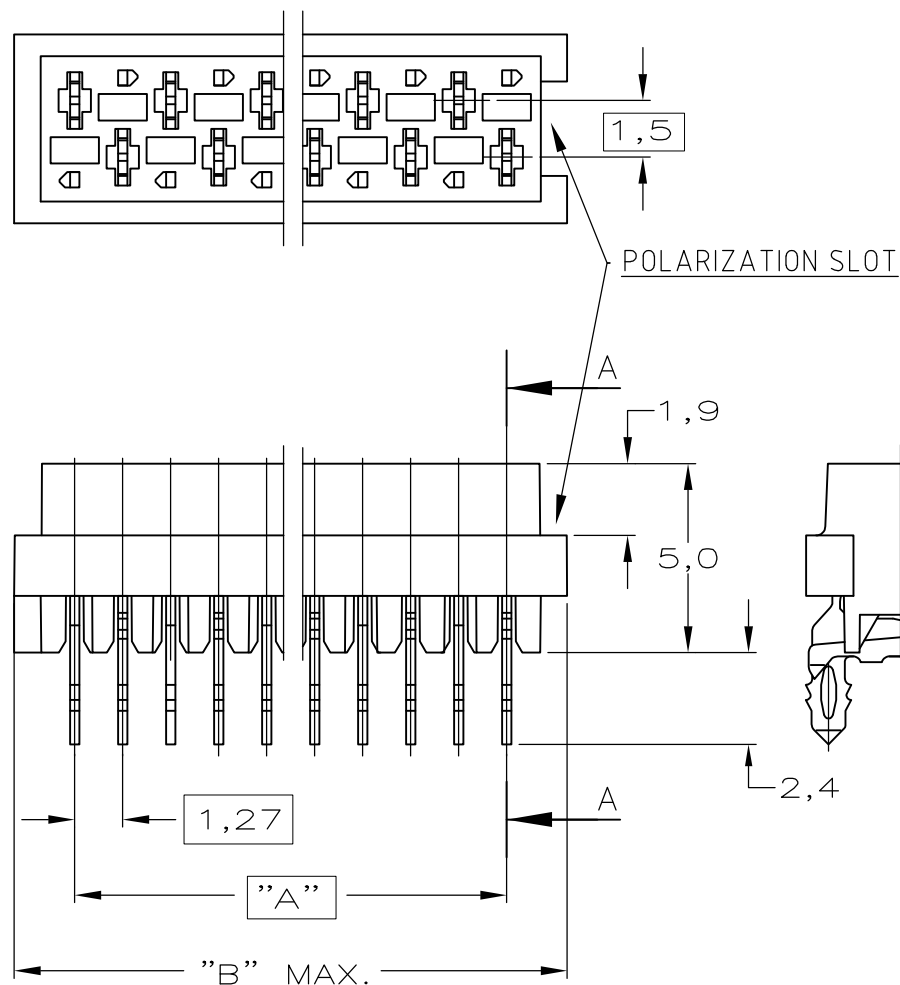
THIS DRAWING IS UNPUBLISHED.

RELEASED FOR PUBLICATION

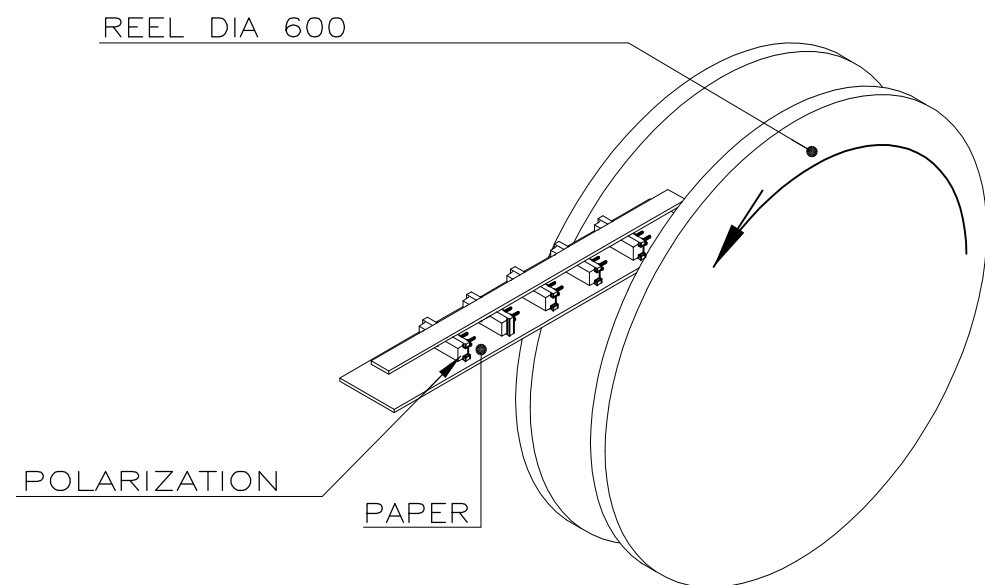
© COPYRIGHT - By -

ALL RIGHTS RESERVED.

LOC	DIST	REVISIONS					
		P	LTR	DESCRIPTION	DATE	DWN	APVD
-	-	G1		Adhesive tape width changed back to 6 mm	09FEB2016	SS	PS



	PART NUMBER REEL PACKAGING	NUMBER OF POSITIONS	"A"	"B" MAX.
OBSOLETE	0-100411-4-	4	3,81	7,1
OBSOLETE	0-100411-6-	6	6,35	9,7
	0-100411-8-	8	8,89	12,2
OBSOLETE	1-100411-0-	10	11,43	14,7
OBSOLETE	1-100411-2-	12	13,97	17,3
OBSOLETE	1-100411-4-	14	16,51	19,8
OBSOLETE	1-100411-6-	16	19,05	22,4
OBSOLETE	1-100411-8-	18	21,59	24,9
	2-100411-0-	20	24,13	27,4



DEREELING DIRECTION AND POSITION OF CONNECTORS  
2500 CONNECTORS PER REEL FOR ALL PART NUMBERS

DESCRIPTION	MATERIAL	ITEM
FEMALE CONTACT	PHOSPHOR BRONZE	2
HOUSING	GLASS FILLED POLYESTER (RED)	1

NOTES:

- HEIGHT OF CONNECTOR ABOVE P.C. BOARD SURFACE  
AFTER INSERTION: 5,20±0,05
- FOR PC BOARD LAY-OUT SEE SHEET 2
- FINISH: TIN OVER NICKEL PLATING.

THIS DRAWING IS A CONTROLLED DOCUMENT.		DWN 11-07-91 P V TONGEREN	<b>STE</b> TE Connectivity	
		CHK 11-07-91 H KOKKEN		
DIMENSIONS: mm		PRODUCT SPEC 108-19052		NAME Micro MatCh FEMALE S.M.C. CONNECTOR
TOLERANCES UNLESS OTHERWISE SPECIFIED:		APPLICATION SPEC 114-19027		
MATERIAL SEE TABLE		WEIGHT -		SIZE A3
FINISH 3		CUSTOMER DRAWING		CAGE CODE 00779
		SCALE 1:1		DRAWING NO C-100411
		SHEET 1 OF 3		RESTRICTED TO -
		REV G1		

THIS DRAWING IS UNPUBLISHED.

RELEASED FOR PUBLICATION

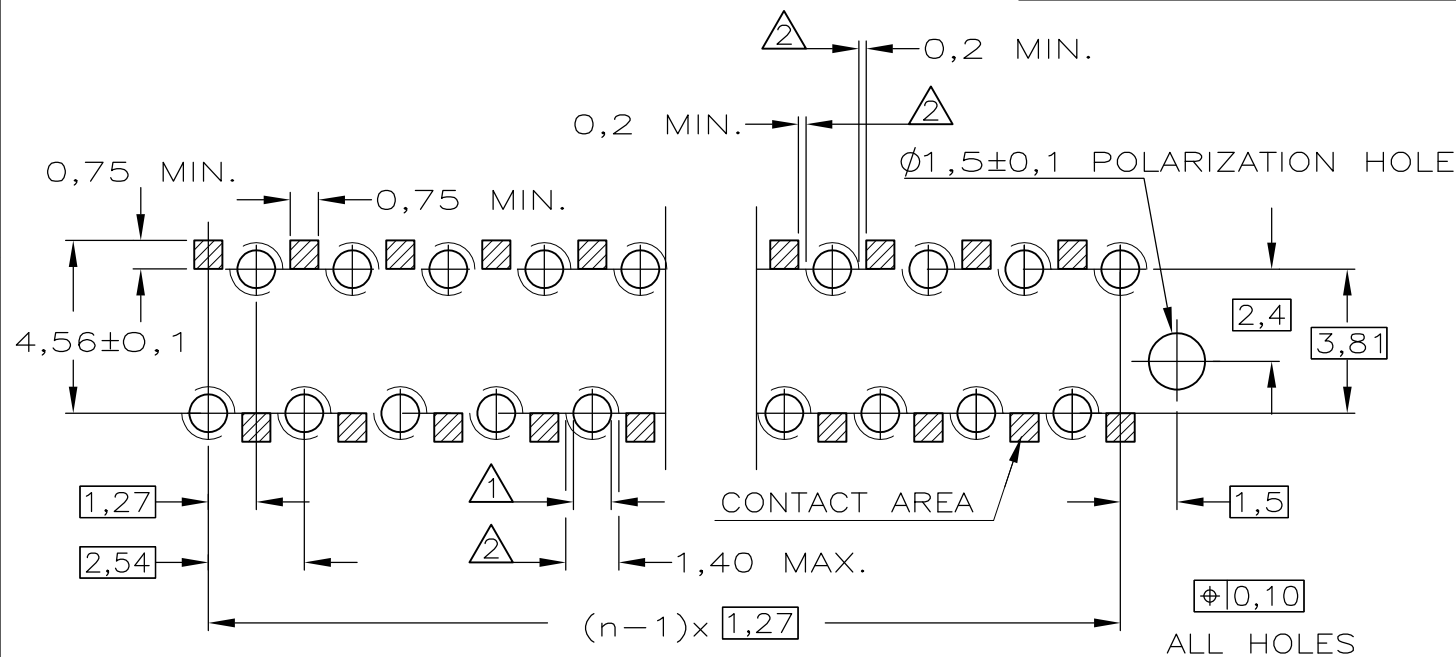
-. -. .

© COPYRIGHT - By -

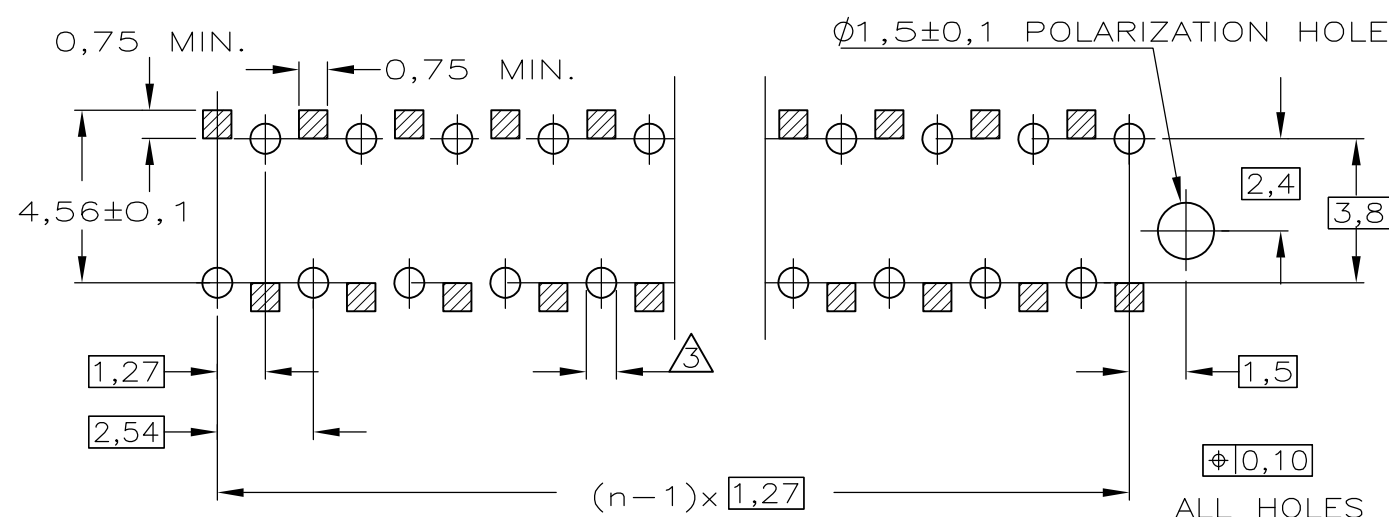
ALL RIGHTS RESERVED.

LOC	DIST	REVISIONS					
		P	LTR	DESCRIPTION	DATE	DWN	APVD
-	-	-	-	SEE SHEET 1	-	-	-

RECOMMENDED PC BOARD LAY-OUT (SOLDERSIDE SHOWN)



EPOXY PC BOARDS WITH PLATED OR UNPLATED DRILLED HOLES



PAPER PHENOLIC PC BOARDS WITH PUNCHED HOLES

△1 EPOXY PC BOARD WITH UNPLATED DRILLED HOLES 1,00±0,05mm.  
FOR PLATED HOLES: SEE TABLE 1

△2 EPOXY PC BOARDS WITH PLATED DRILLED HOLES, SOLDER EYE  
1,40 MAX. TO ACHIEVE A CREEPAGE DISTANCE BETWEEN SOLDER  
EYE AND CONTACT AREA CONNECTOR OF MIN. 0,20mm.

△3 HOLE DIAMETER 0,80<sup>+0,15</sup><sub>-0</sub>

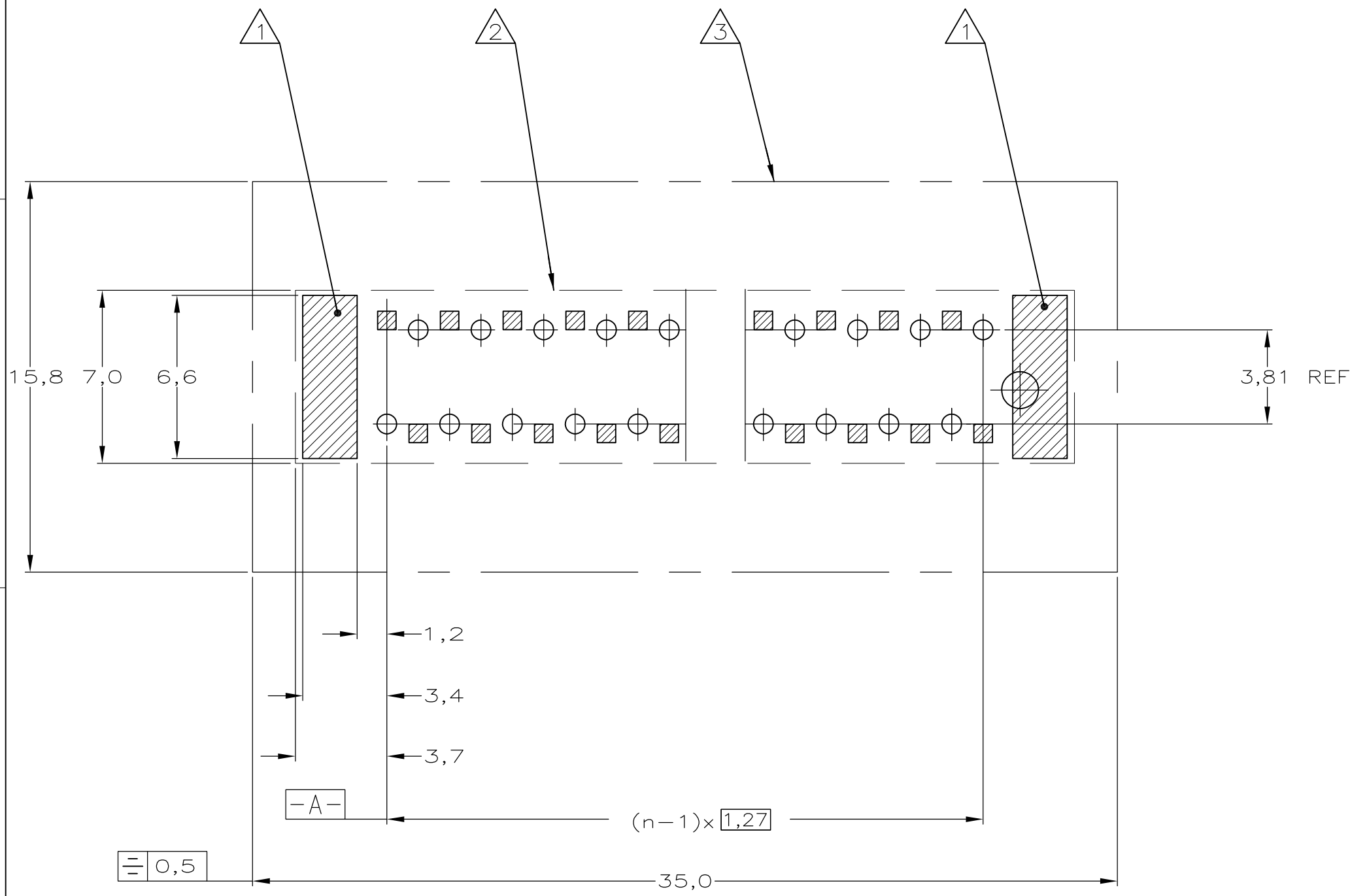
TABLE 1

P.C.B. HOLE DIM. PLATED	
FIN. HOLE	0,95 TO 1,05 mm
Cu-thks	0,025 TO 0,050 mm
Sn-thks	0,004 TO 0,010 mm

THIS DRAWING IS A CONTROLLED DOCUMENT.		DWN	11-07-91		 TE Connectivity
		P	V TONGEREN		
		CHK	11-07-91		
		H	KOKKEN		
		APVD	-		NAME
		PRODUCT SPEC			Micro MatCh FEMALE S.M.C. CONNECTOR
		APPLICATION SPEC			-
		108-19052			SIZE
		114-19027			CAGE CODE
		WEIGHT			DRAWING NO
		-			A300779
		CUSTOMER DRAWING			C=100411
		SCALE			RESTRICTED TO
		1:1			-
		SHEET			REV
		2 OF 3			G1

THIS DRAWING IS UNPUBLISHED. RELEASED FOR PUBLICATION  
 © COPYRIGHT - By - ALL RIGHTS RESERVED.

LOC	DIST	REVISIONS			
P	LTR	DESCRIPTION	DATE	DWN	APVD
-	-	SEE SHEET 1	-	-	-



**P.C.B. LAYOUT RECOMENDATIONS  
 TOOLING AREAS**

**NOTES:**

- ① SHADED AREAS FREE OF (TINNED) COPPER TRACKS ON P.C.B.
- ② AREAS WITHIN THE DOTTED LINE FREE OF P.C.B. COMPONENTS, TOP AND BACK SIDE OF THE P.C.B.
- ③ AREA WITHIN THIS LINE FREE OF COMPONENTS HIGHER THAN 14 mm

THIS DRAWING IS A CONTROLLED DOCUMENT.		DWN H.vd STEEN 12.05.92	TE Connectivity		
DIMENSIONS: mm		CHK H vd STEEN 12.05.92			
		TOLERANCES UNLESS OTHERWISE SPECIFIED:	NAME		
0 PLC ± - 1 PLC ± 0.1 2 PLC ± - 3 PLC ± - 4 PLC ± - ANGLES ± -		APVD -	PRODUCT SPEC 108-19052		
MATERIAL -		FINISH -	APPLICATION SPEC 114-19027		
		WEIGHT -	SIZE A3	CAGE CODE 00779	DRAWING NO C-100411
CUSTOMER DRAWING			SCALE 1:1	SHEET 3 OF 3	RESTRICTED TO - REV G1

单击下面可查看定价，库存，交付和生命周期等信息

[>>TE Connectivity\(泰科\)](#)