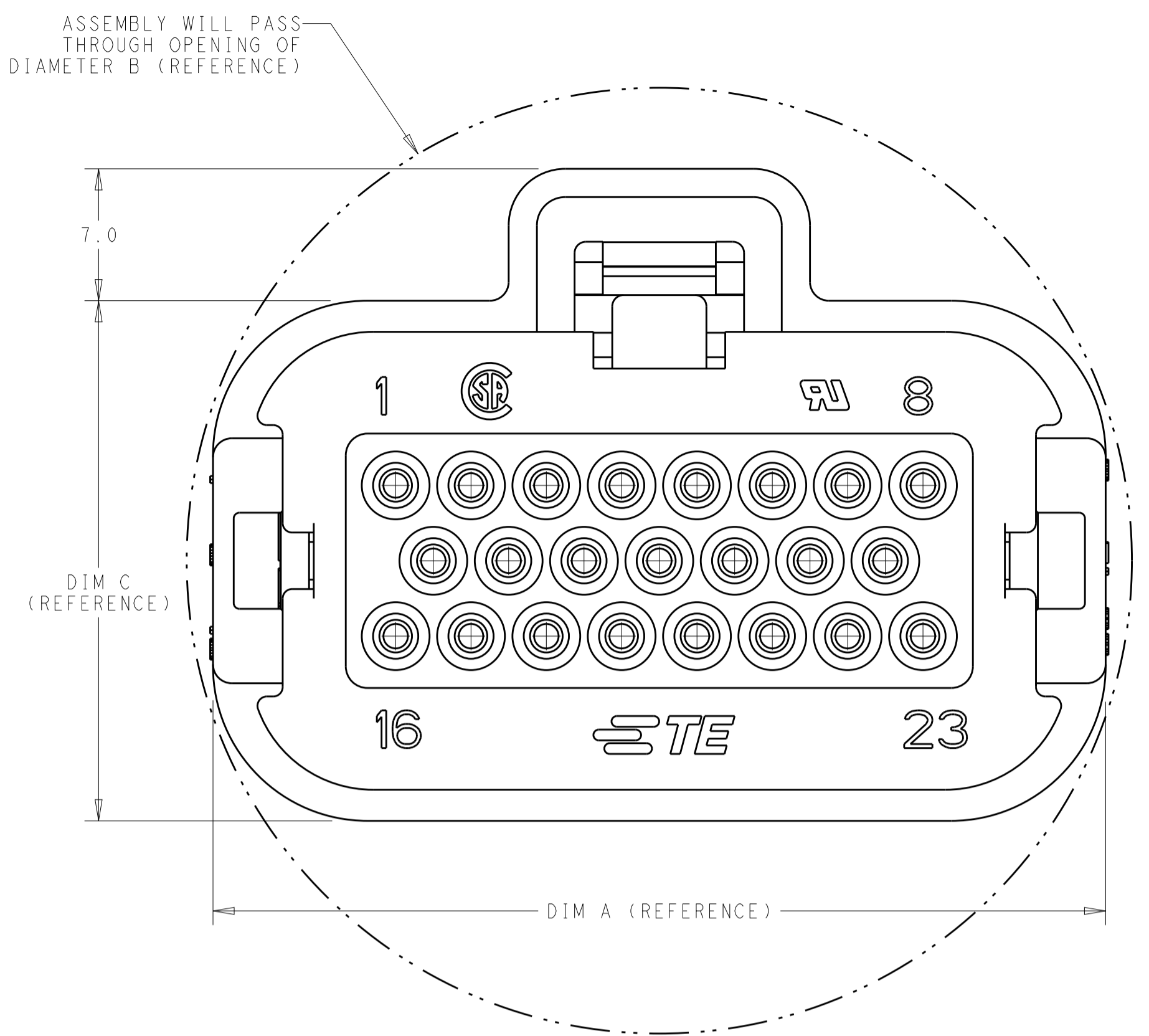
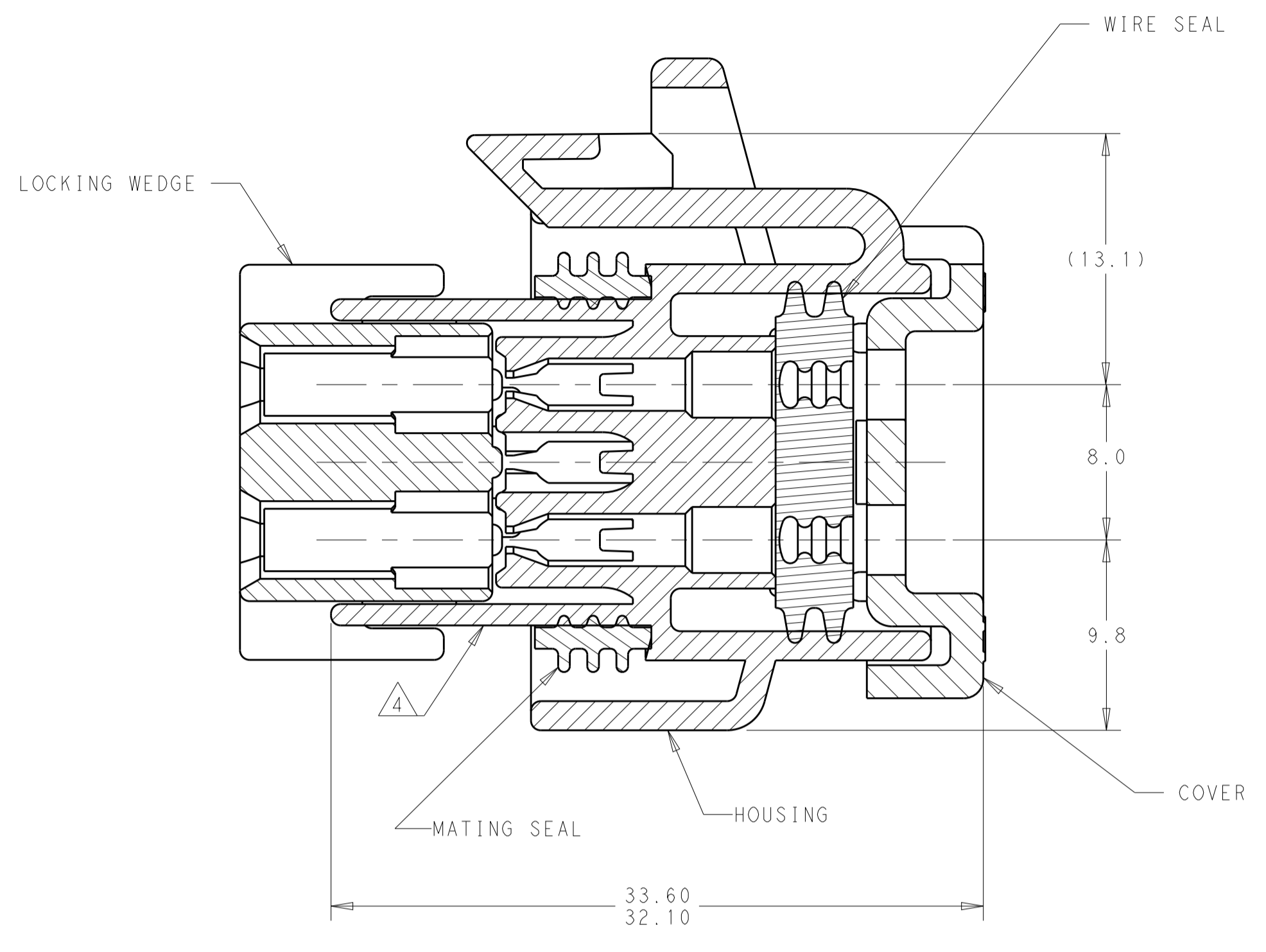


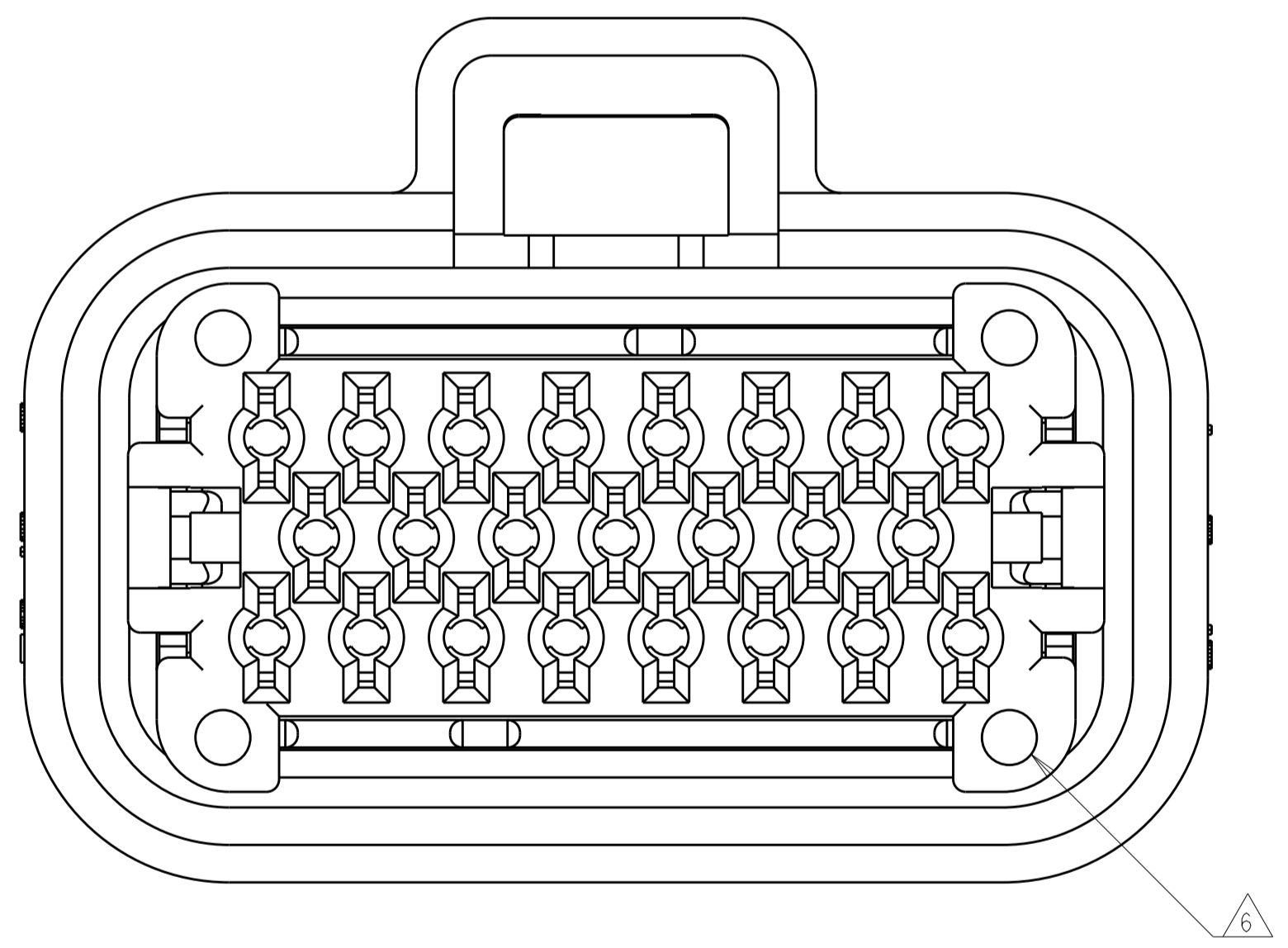
REVISIONS					
P.	LTN	DESCRIPTION	DATE	DWN	APVD
C		REVISED PER ECO-15-017333	29DEC2015	DD	DS
D		REVISED PER ECO-16-006990	16MAY2016	DD	DS
D1		REVISED PER ECO-17-007878	31MAY2017	JM	DS
E		REVISED PER ECO-18-019884	19DEC2018	DS	DS

- MATERIAL: HOUSING - UL94V-0 PBT
 LOCKING WEDGE - UL94V-0 PBT, RED
 COVER - UL94V-0 PBT, BLACK
 MATING SEAL - SILICONE
 WIRE SEAL - SILICONE
 - HOUSING COLORS ARE MECHANICALLY KEYPED TO MATE WITH IDENTICALLY COLORED HEADER ASSEMBLIES.
 - PLUG USES REELED TERMINAL 770520 OR LOOSE PIECE TERMINAL 770854.
- 4 DATE CODE ON THIS SURFACE. USES 5 DIGIT CODE: FIRST 2 DIGITS = YEAR, SECOND 2 DIGITS = WEEK, LAST DIGIT = DAY.
- 5 CIRCUITS 3, 7, 16, 17, 21, 22 BLOCKED
- 6 OPTIONAL VOID CORING ON 35 POSITION PLUG ASSEMBLY 776164.



23-POSITION CONNECTOR SHOWN, SEE TABLE BELOW FOR ALTERNATE DIMENSIONS.

CONNECTOR SIZE	A	B	C
8-POSITION	27.4	40	27.50
14-POSITION	35.4	44	27.60
23-POSITION	47.4	50	27.60
35-POSITION	63.4	66	27.45



BOTTOM VIEW WITH LOCKING WEDGE

MATING HEADER	RIGHT-ANGLE	WIRE SEAL COLOR	MATING SEAL COLOR	HOUSING COLOR	NO. OF POSITIONS	PART NUMBER
776230, 776231	776180, 776163	RED	RED	ORANGE	35-POSITION	776164-6
				BLUE		776164-5
				GREY		776164-4
				NATURAL		776164-2
776200, 776228	770669, 776087	GREEN	RED	BLACK	23-POSITION	776164-1
				BLUE		770680-5
				GREY		770680-4
				BLACK		770680-3
776261, 776262	776266, 776267	GREEN	GREEN	NATURAL	14-POSITION	770680-2
				BLACK		770680-1
				BLUE		776273-5
				GREY		776273-4
776275, 776276	776279, 776280	YELLOW	YELLOW	NATURAL	8-POSITION	776273-2
				BLACK		776273-1
				NATURAL		776286-2
				BLACK		776286-1

THIS DRAWING IS A CONTROLLED DOCUMENT. DWN: A. MARTIN 11JUN2015
 CHK: D. STRAUSSER 29JUN2015
 APVD: G. BROWN 29JUN2015

DIMENSIONS: mm
 TOLERANCES UNLESS OTHERWISE SPECIFIED:
 0 PLC ±
 1 PLC ±0.2
 2 PLC ±
 3 PLC ±
 4 PLC ±
 ANGLES ±

MATERIAL: SEE NOTE 1
 FINISH: -

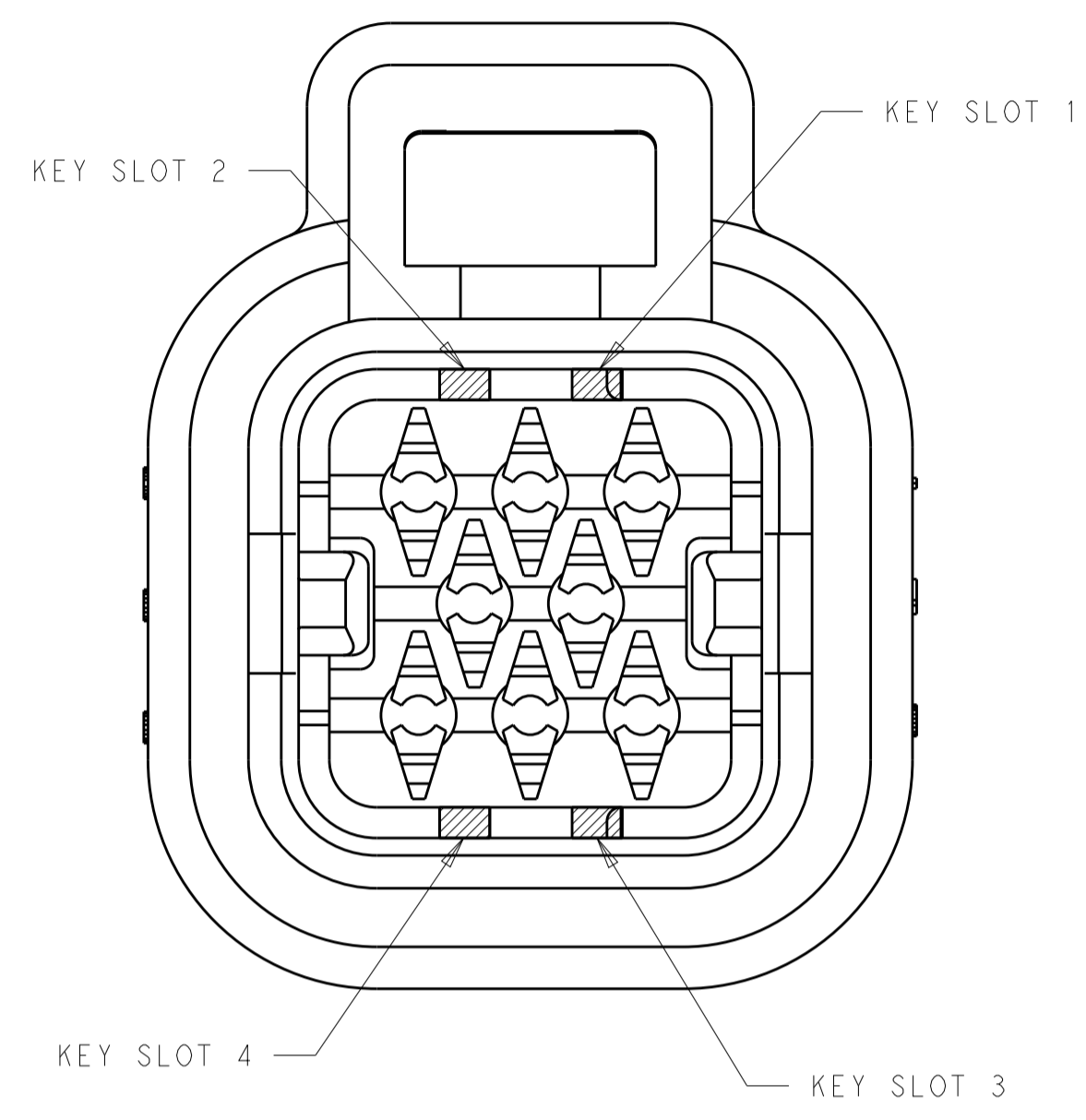
PRODUCT SPEC: 108-1329
 APPLICATION SPEC: -
 SIZE: 114-16016
 WEIGHT: -

CUSTOMER DRAWING

NAME: PLUG ASSEMBLY, AMPSEAL FAMILY DRAWING
 RESTRICTED TO: A100779C=2293782

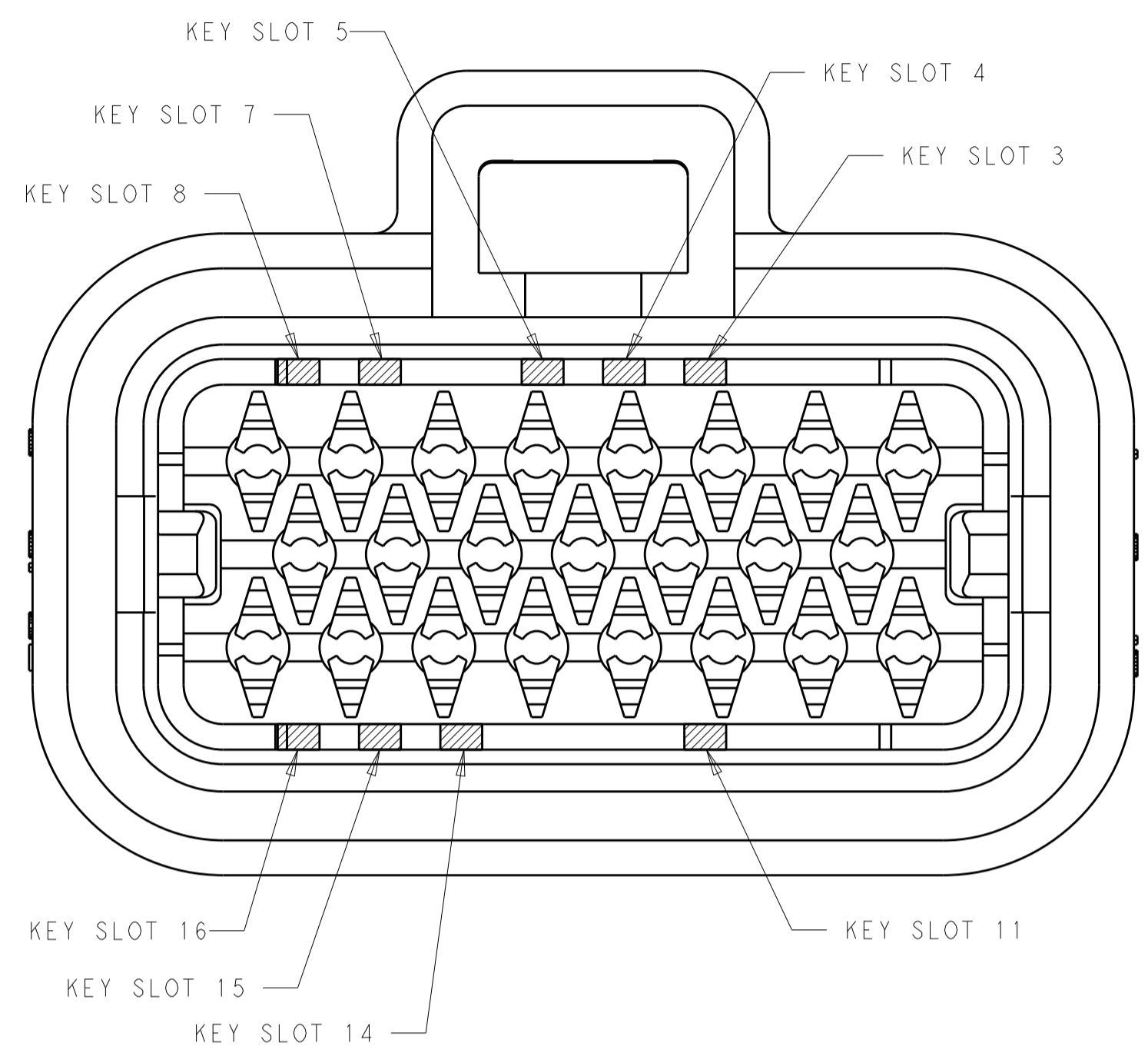
SCALE: 4:1 SHEET 1 OF 2 REV E

REVISIONS				
P.	LTN	DESCRIPTION	DATE	APP'D
-	-	SEE SHEET 1	-	-



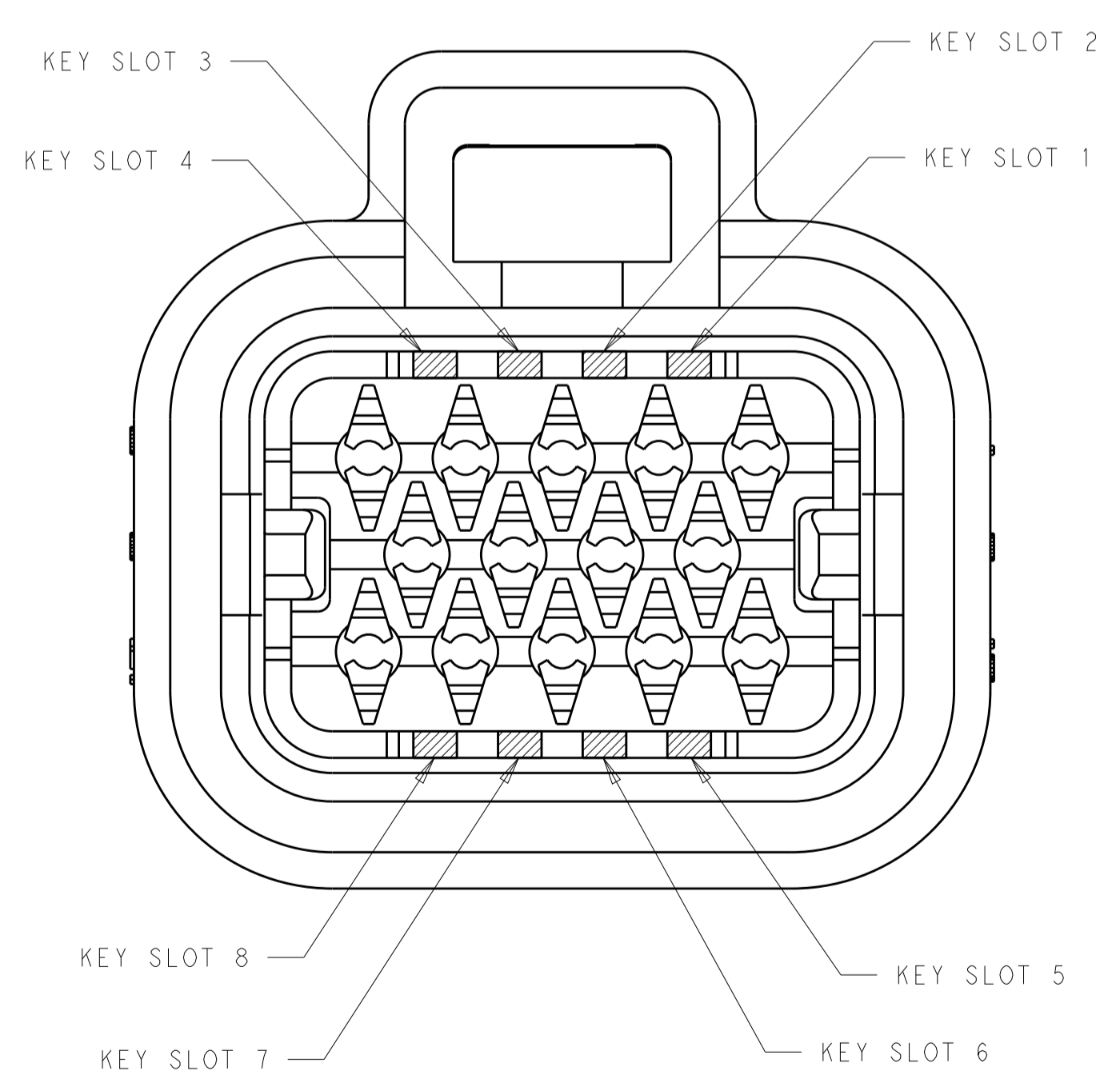
1 & 3	NATURAL	776286-2
2 & 4	BLACK	776286-1
KEY SLOT LOCATION (SEE VIEW ABOVE)	COLOR	PART NUMBER

8-POSITION CONNECTOR
KEY SLOT LOCATIONS
SCALE 4:1



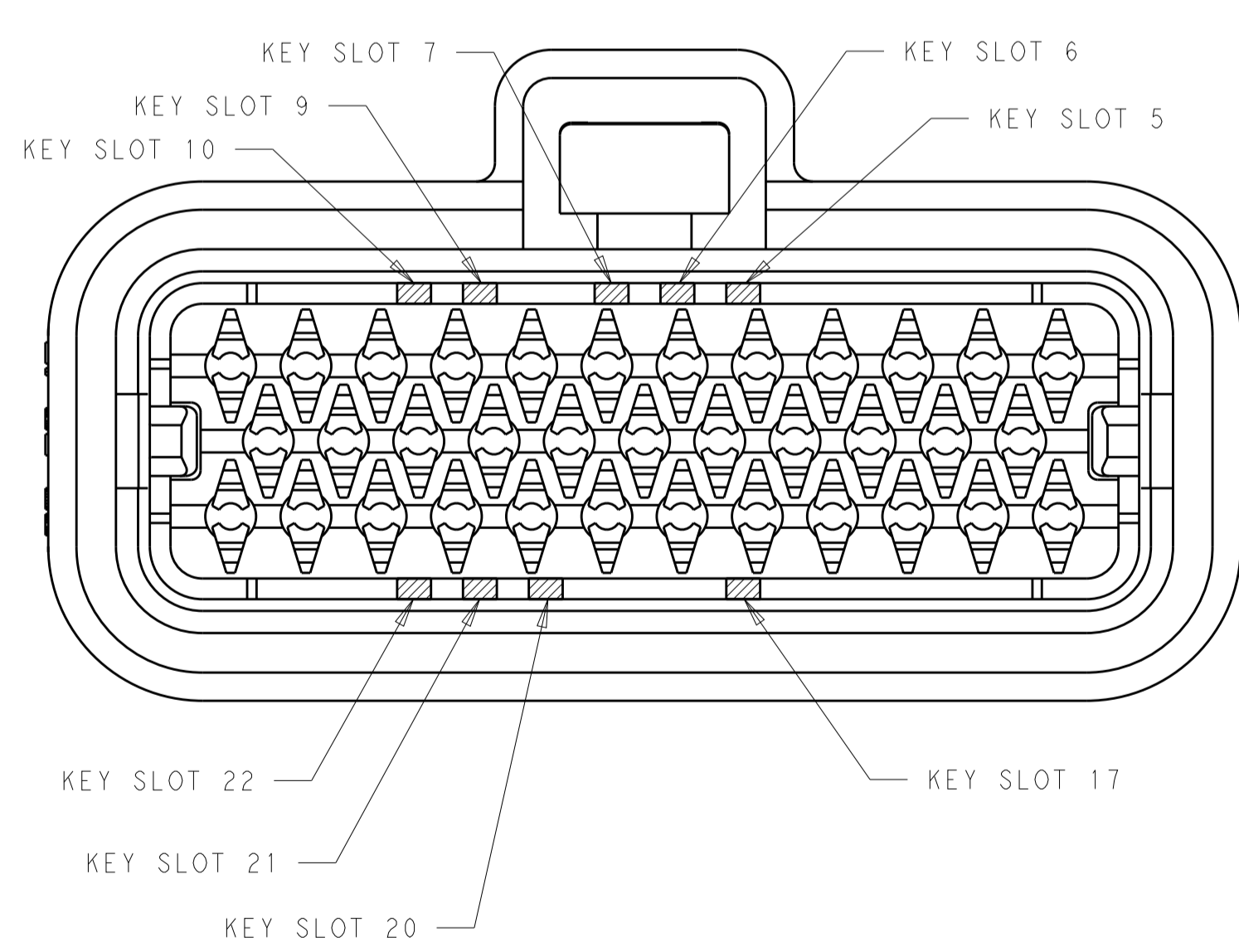
3, 8 & 16	BLUE	770680-5
7 & 15	GREY	770680-4
4 & 14	BLACK	770680-3
5 & 11	NATURAL	770680-2
4 & 14	BLACK	770680-1
KEY SLOT LOCATION (SEE VIEW ABOVE)	COLOR	PART NUMBER

23-POSITION CONNECTOR
KEY SLOT LOCATIONS
SCALE 4:1



3 & 5	BLUE	776273-5
2 & 8	GREY	776273-4
1 & 6	NATURAL	776273-2
3 & 7	BLACK	776273-1
KEY SLOT LOCATION (SEE VIEW ABOVE)	COLOR	PART NUMBER

14-POSITION CONNECTOR
KEY SLOT LOCATIONS
SCALE 4:1



7 & 22	ORANGE	776164-6
5, 10, 22	BLUE	776164-5
9 & 21	GREY	776164-4
7 & 17	NATURAL	776164-2
6 & 20	BLACK	776164-1
KEY SLOT LOCATION (SEE VIEW ABOVE)	COLOR	PART NUMBER

35-POSITION CONNECTOR
KEY SLOT LOCATIONS
SCALE 3:1

THIS DRAWING IS A CONTROLLED DOCUMENT.		OWN: A. MARTIN 11JUN2015	TE Connectivity
DIMENSIONS: mm		CHK: D. STRAUSSER 29JUN2015	
		APP'D: G. BROWN 29JUN2015	
TOLERANCES UNLESS OTHERWISE SPECIFIED:		NAME: PLUG ASSEMBLY, AMPSEAL FAMILY DRAWING	
MATERIAL: SEE NOTE 1		PRODUCT SPEC: 108-1329	RESTRICTED TO:
		APPLICATION SPEC: 114-16016	SIZE: A1
		WEIGHT: -	CAGE CODE: 00779
		CUSTOMER DRAWING	DRAWING NO: C=2293782
		SCALE: 1:1	SHEET: 2 OF 2
			REV: E

单击下面可查看定价，库存，交付和生命周期等信息

[>>TE Connectivity\(泰科\)](#)