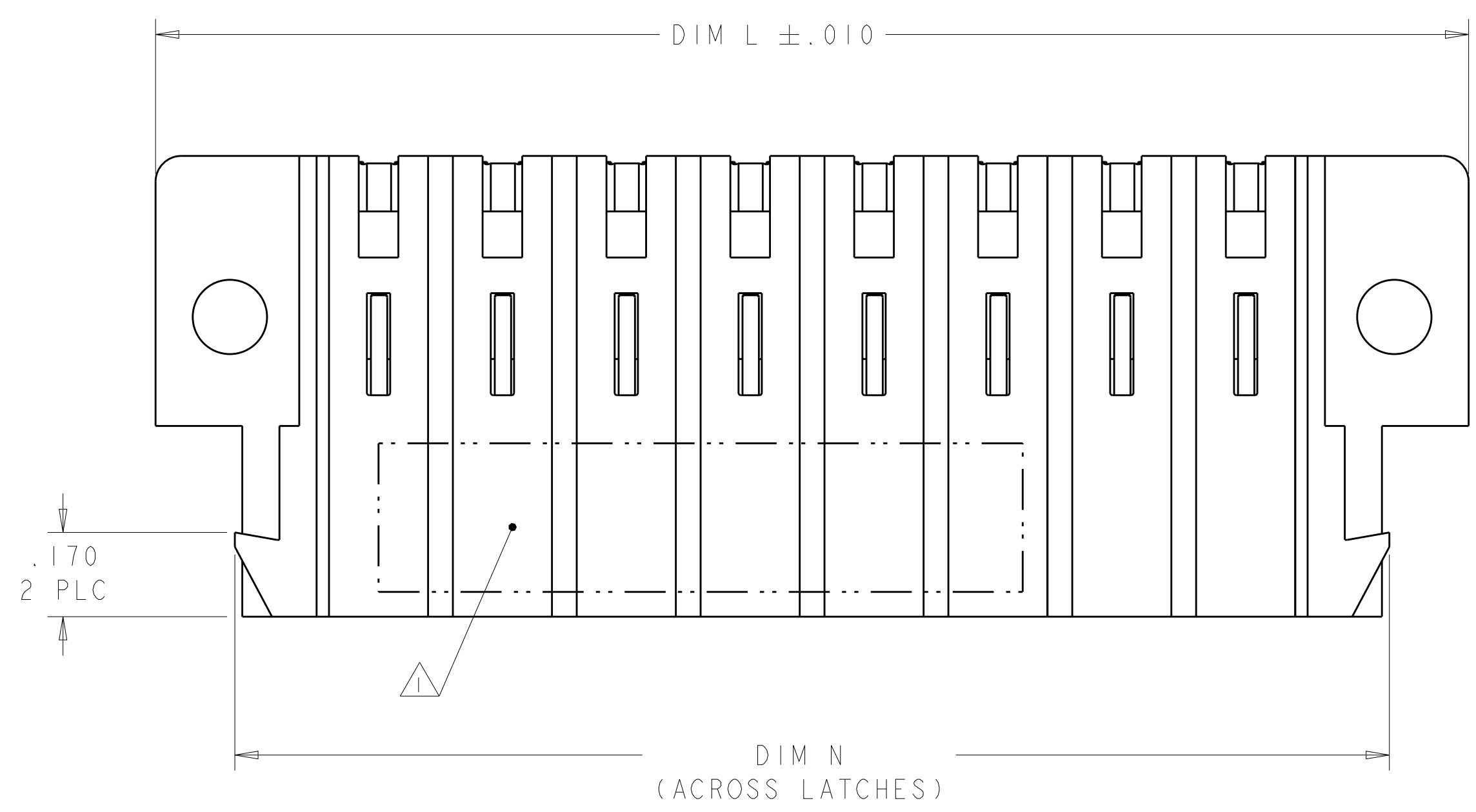
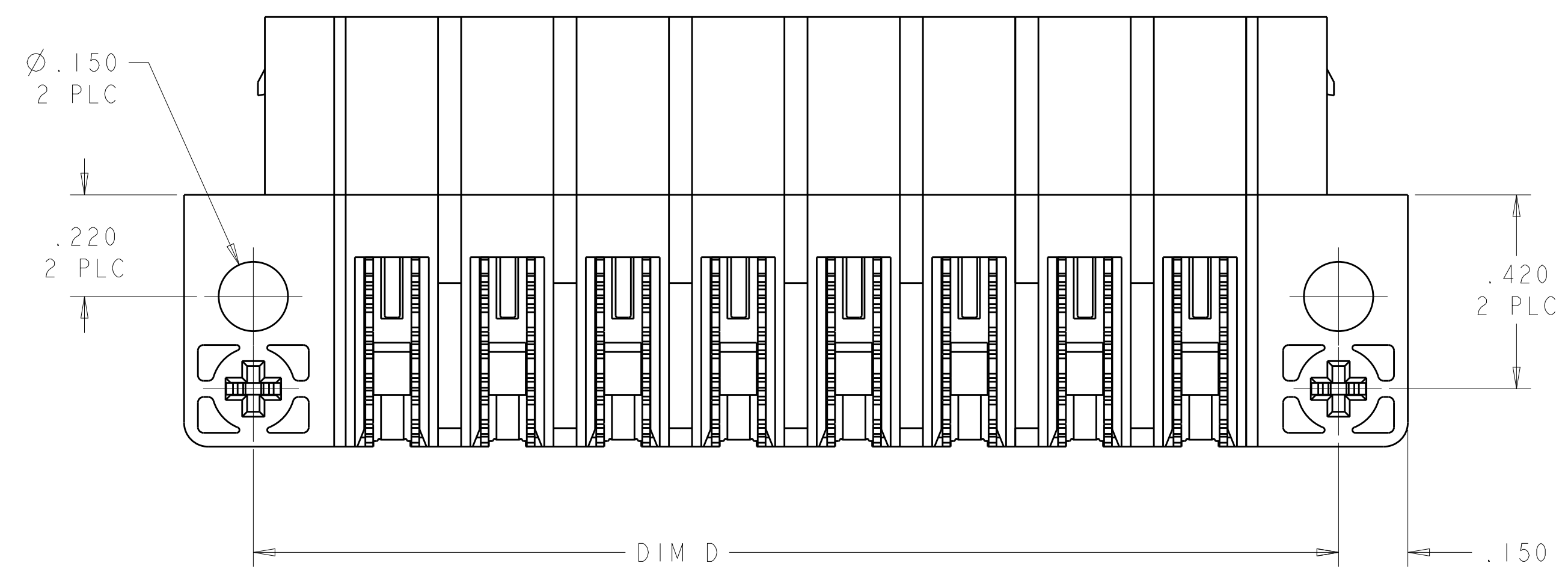
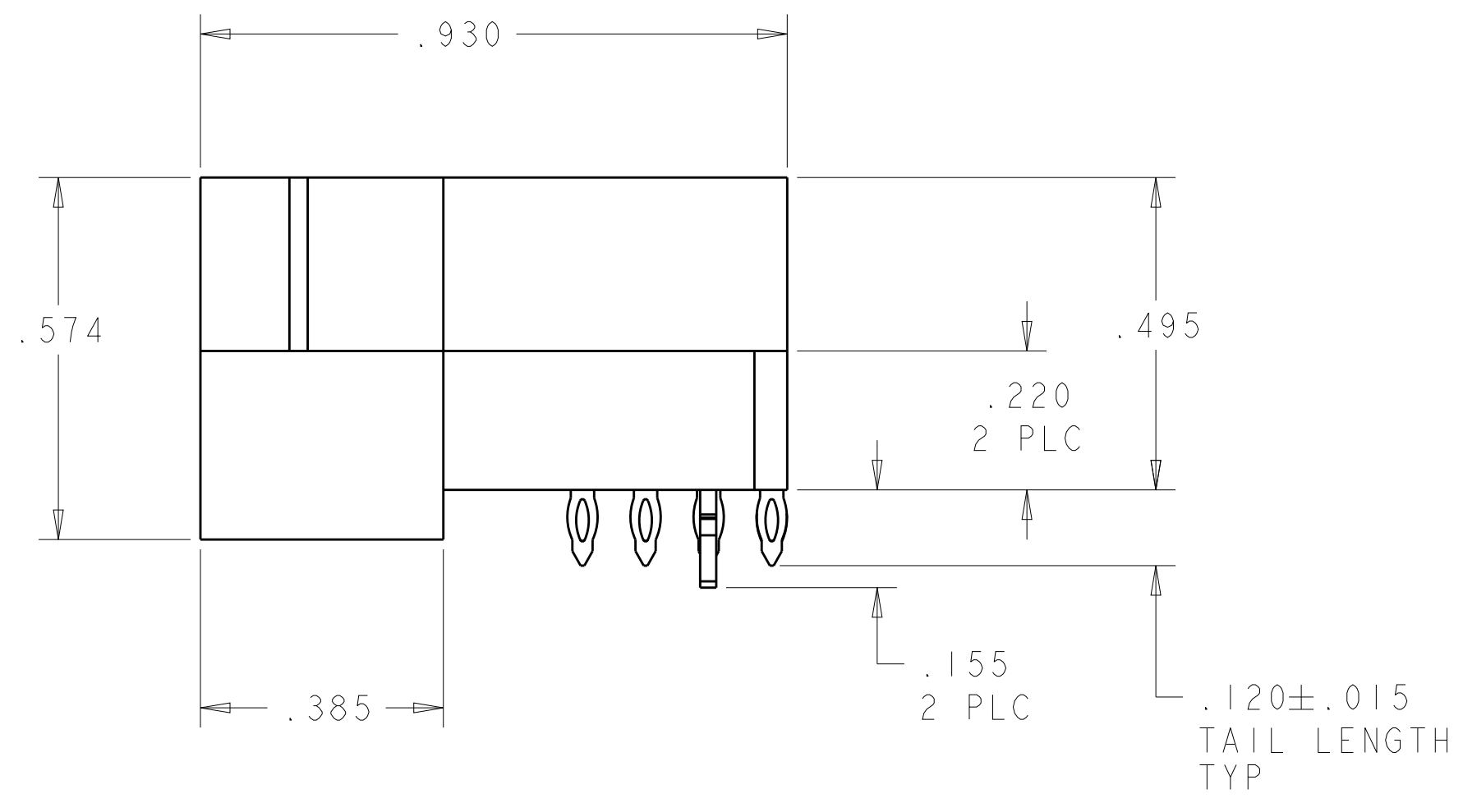
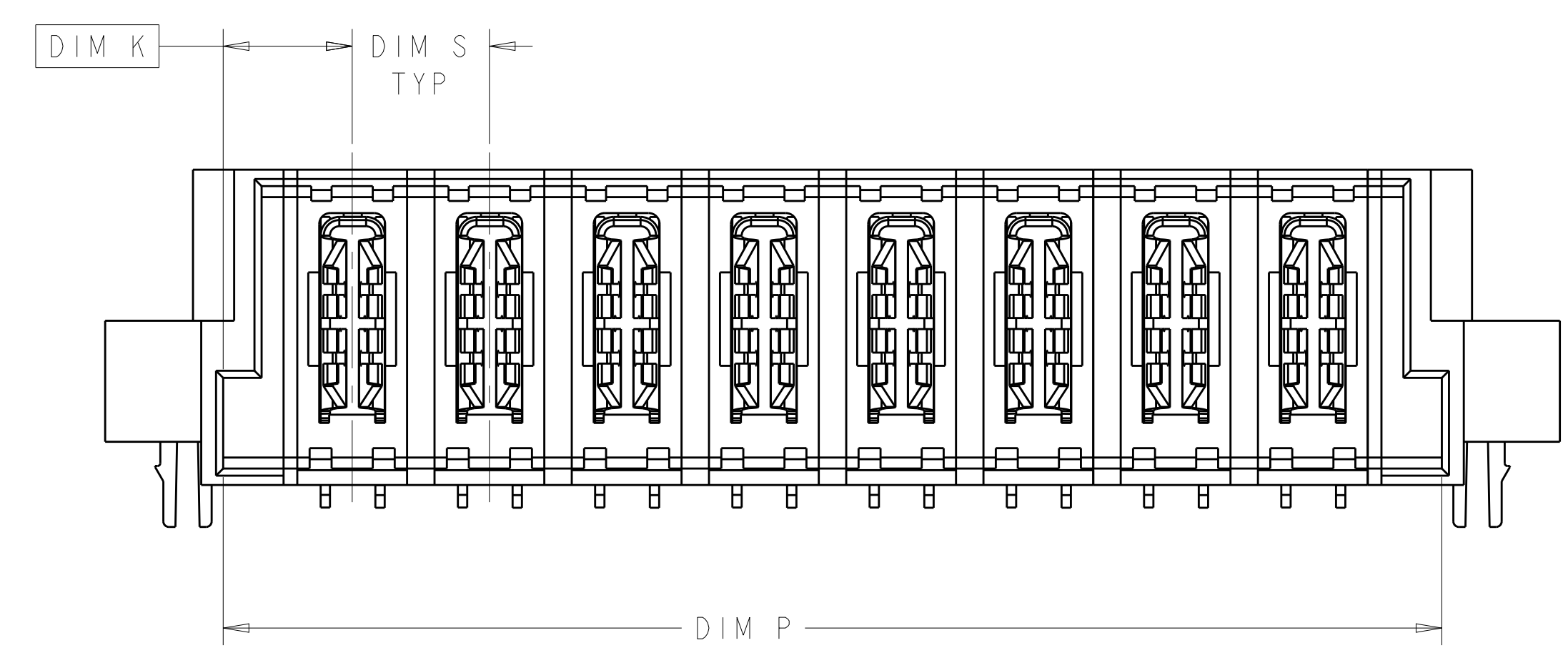


LOC	DIST	REVISIONS					
		P	LTN	DESCRIPTION	DATE	DWN	APVD
ES	00	A3		ADDED NEW DASH NUMBER -5	25SEP2010	CZ	SY
		A4		ADDED NEW DASH NUMBER -6	02JUN2011	AY	SZ



- ① "AMP" PART NUMBER AND DATE CODE TO BE MARKED IN AREA SHOWN. PARTS UNDER 2.50 INCHES LONG MAY BE MARKED ON BOTH SIDES.
- ② MATERIAL: HOUSING - GLASS FILLED HIGH TEMP THERMO PLASTIC, UL 94 V-0  
POWER CONTACT - HIGH CONDUCTIVITY COPPER ALLOY.
- ③ CONTACT PLATING: NOBLE METAL PLATING ON CONTACT FUNCTIONAL AREA OF POWER AND SIGNAL CONTACTS
- ④ MECHANICAL CONNECTOR KEEP OUT ZONE. WHEN PLACING CONNECTORS END-TO-END, ALLOW ADDITIONAL 0.1 CLEARANCE BETWEEN CONNECTORS FOR LATCH ACTIVATION.
- ⑤ DATUM AND BASIC DIMENSIONS ESTABLISHED BY CUSTOMER.
- ⑥ PCB - ALL HOLE DIAMETERS ARE FINISHED HOLE SIZES.
- ⑦ PCB - .0453±.0010 DRILLED HOLES PLATED WITH .0003 MIN Sn OVER .001 TO .003 Cu PLATING TO ACHIEVE A .040 DIA HOLE.



A4	1.170	1.280	1.300	.375	1.600	.210	3P	6450529-6
A3	2.620	2.730	2.750	.300	3.050	.260	8ACP	6450529-5
	2.070	2.180	2.200	.300	2.500	.285	6ACP	6450529-4
	1.720	1.830	1.850	.250	2.150	.235	6P	6450529-3
	2.220	2.330	2.350	.250	2.650	.235	8P	6450529-1
	DIM P	DIM N	DIM D	DIM S	DIM L	DIM K	DESCRIPTION	PART NUMBER

THIS DRAWING IS A CONTROLLED DOCUMENT.

DIMENSIONS: INCHES

TOLERANCES UNLESS OTHERWISE SPECIFIED:

0 PLC	±
1 PLC	±.01
2 PLC	±.005
3 PLC	±.0020
4 PLC	±.0020
ANGLES	±.0020

MATERIAL: FINISH:

DATE: 27MAR2006  
 DWN: S.ZHAO  
 CHK: S.ZHAO  
 APVD: S.YAO

NAME: RIGHT ANGLE HEADER ASSEMBLY W/ LATCH RECEIVERS AND PF CONTACTS MULTI-BEAM XL

PRODUCT SPEC: 108-1973  
 APPLICATION SPEC: 114-13038

SIZE: A1  
 CAGE CODE: 6450529  
 DRAWING NO: 100779

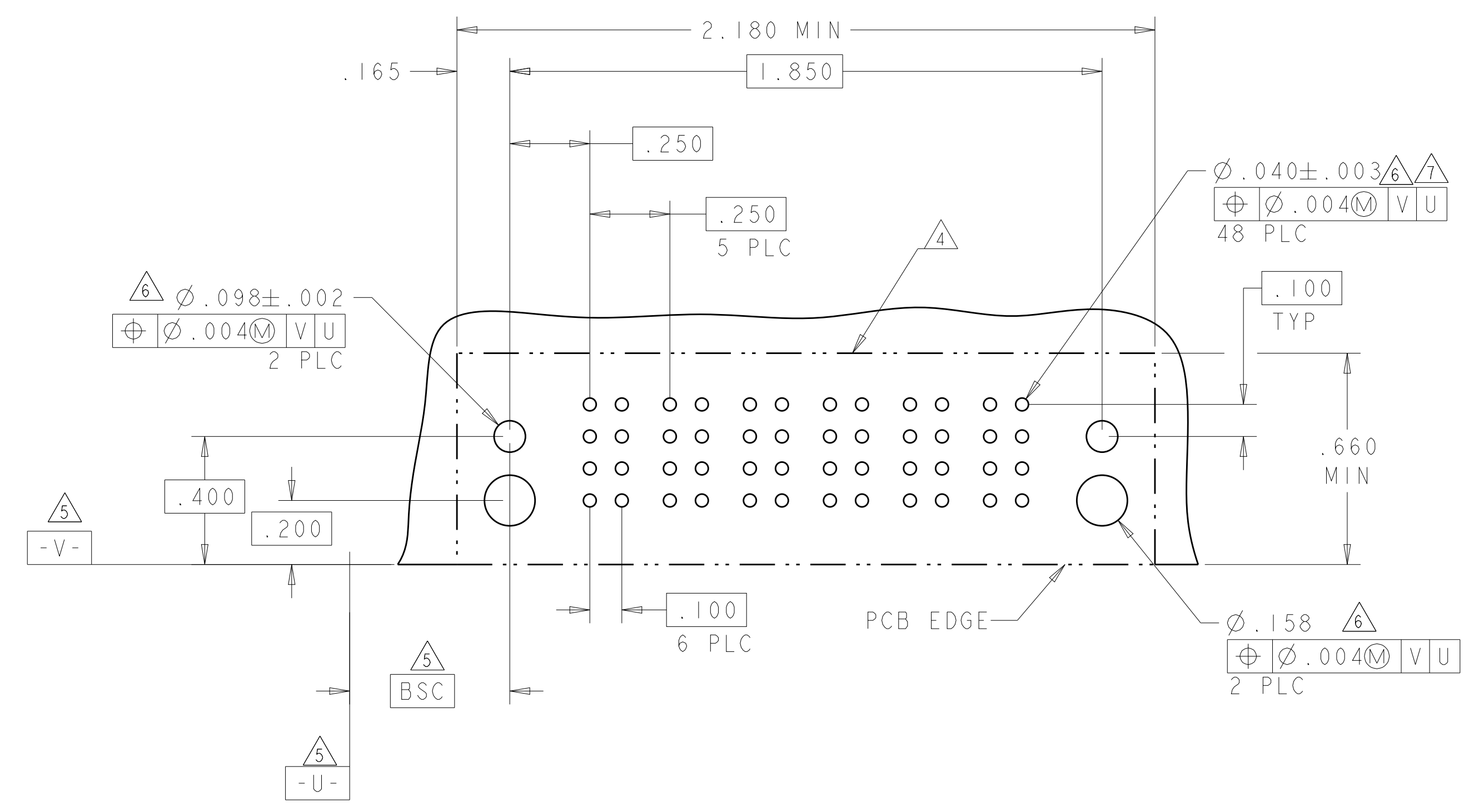
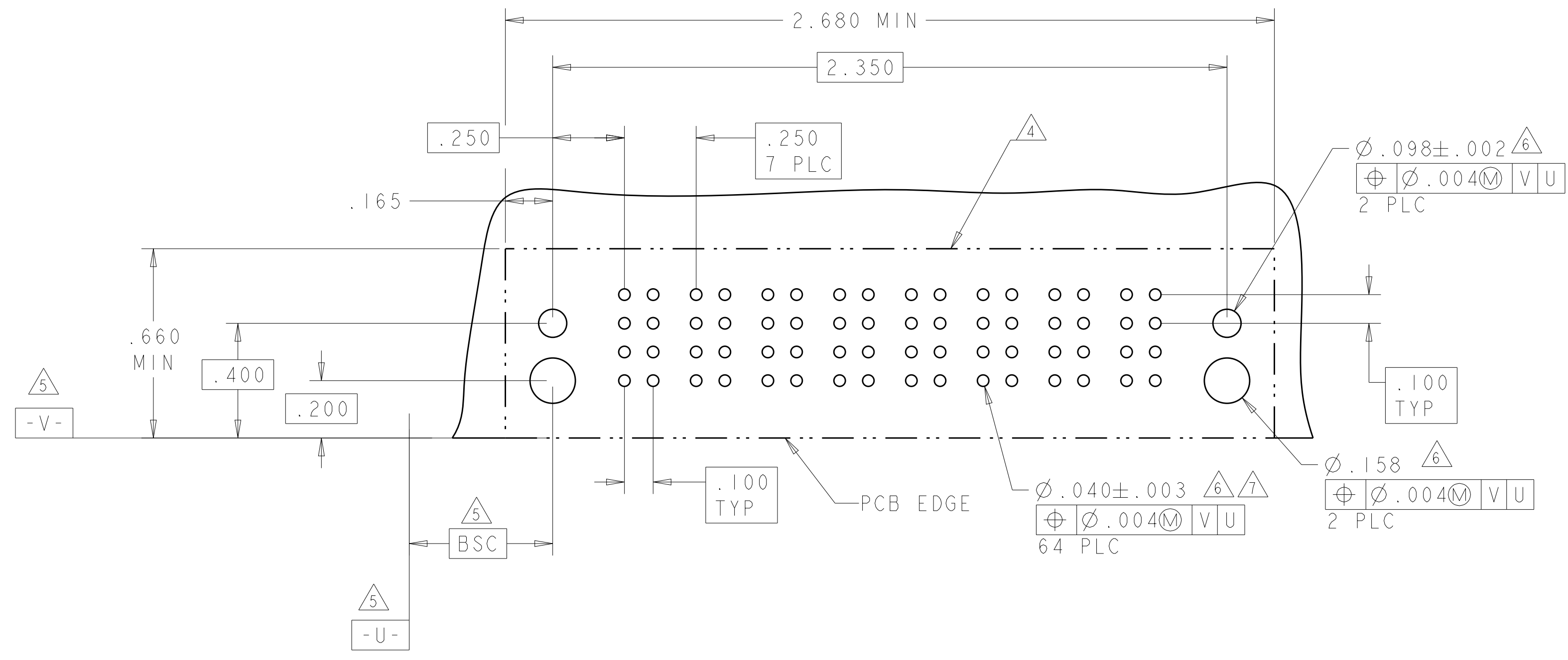
RESTRICTED TO: -

CUSTOMER DRAWING SCALE: 4:1 SHEET 1 OF 4 REV: A4

LOC	DIST	REVISIONS			
ES	00	REV	DATE	BY	APPD
		-	SEE SHEET 1	-	-

PART NUMBER	ROWS	POWER							
		P1	P2	P3	P4	P5	P6	P7	P8
6450529-1	D C B A	PT	PT	PT	PT	PT	PT	PT	PT
8P		HD							HD

PART NUMBER	ROWS	POWER					
		P1	P2	P3	P4	P5	P6
6450529-3	D C B A	PT	PT	PT	PT	PT	PT
6P		HD					HD



PT	STD POWER PRESS FIT CONTACT .120 LG
CODE	TAIL LENGTH
	CONTACT TABLE

THIS DRAWING IS A CONTROLLED DOCUMENT.

DIMENSIONS: INCHES	TOLERANCES UNLESS OTHERWISE SPECIFIED:	0 PLC ±	1 PLC ±.01	2 PLC ±.01	3 PLC ±.005	4 PLC ±.0020	ANGLES ±.2°	FINISH
--------------------	--	---------	------------	------------	-------------	--------------	-------------	--------

APVD: S. ZHAO	DATE: 27MAR2006	NAME: S. YAO
CHK: S. ZHAO	DATE: 27MAR2006	PRODUCT SPEC: 108-1973
		APPLICATION SPEC: 114-13038
		WEIGHT: -

**STE** TE Connectivity

RIGHT ANGLE HEADER ASSEMBLY W/ LATCH RECEIVERS AND PF CONTACTS MULTI-BEAM XL

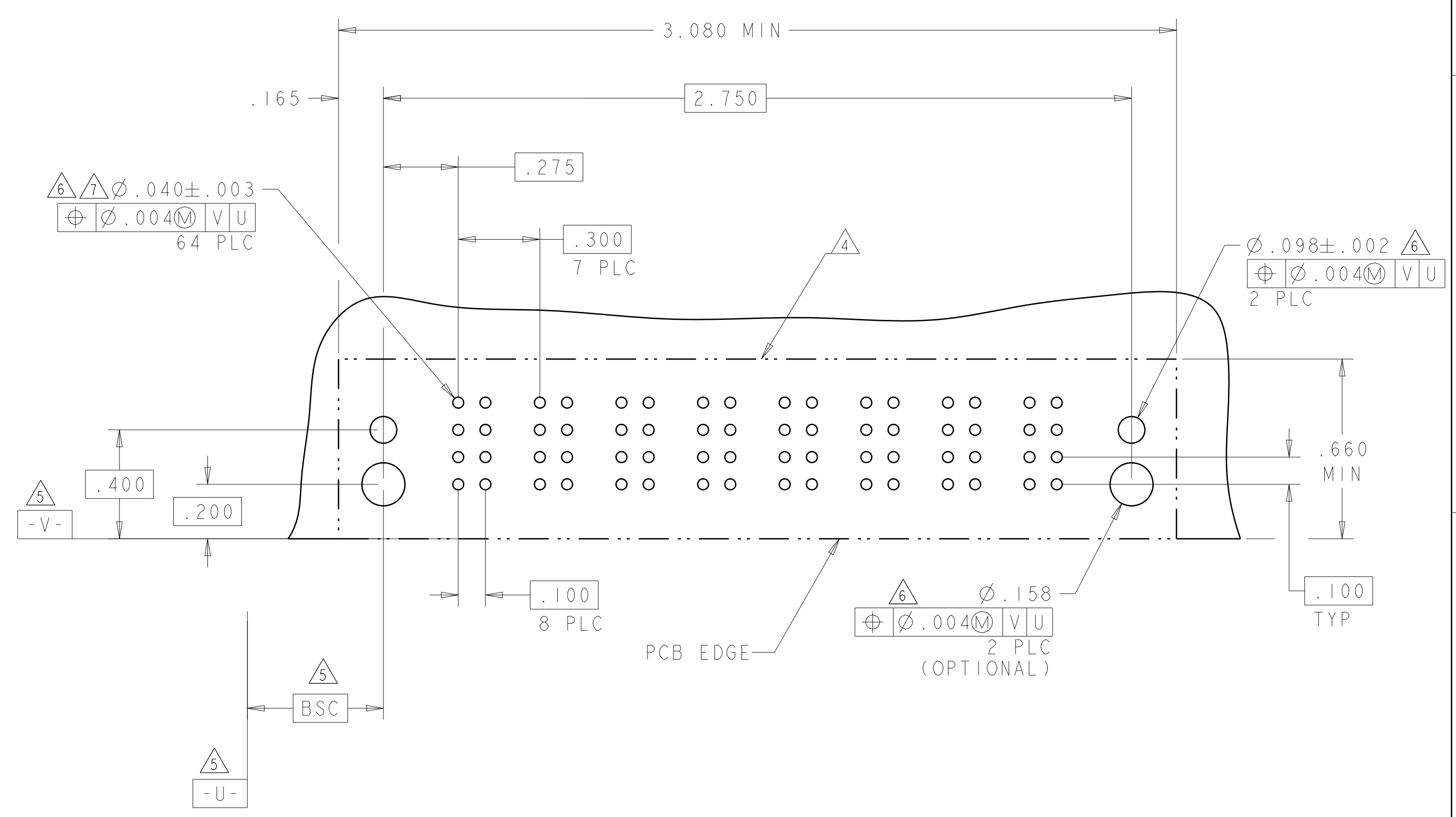
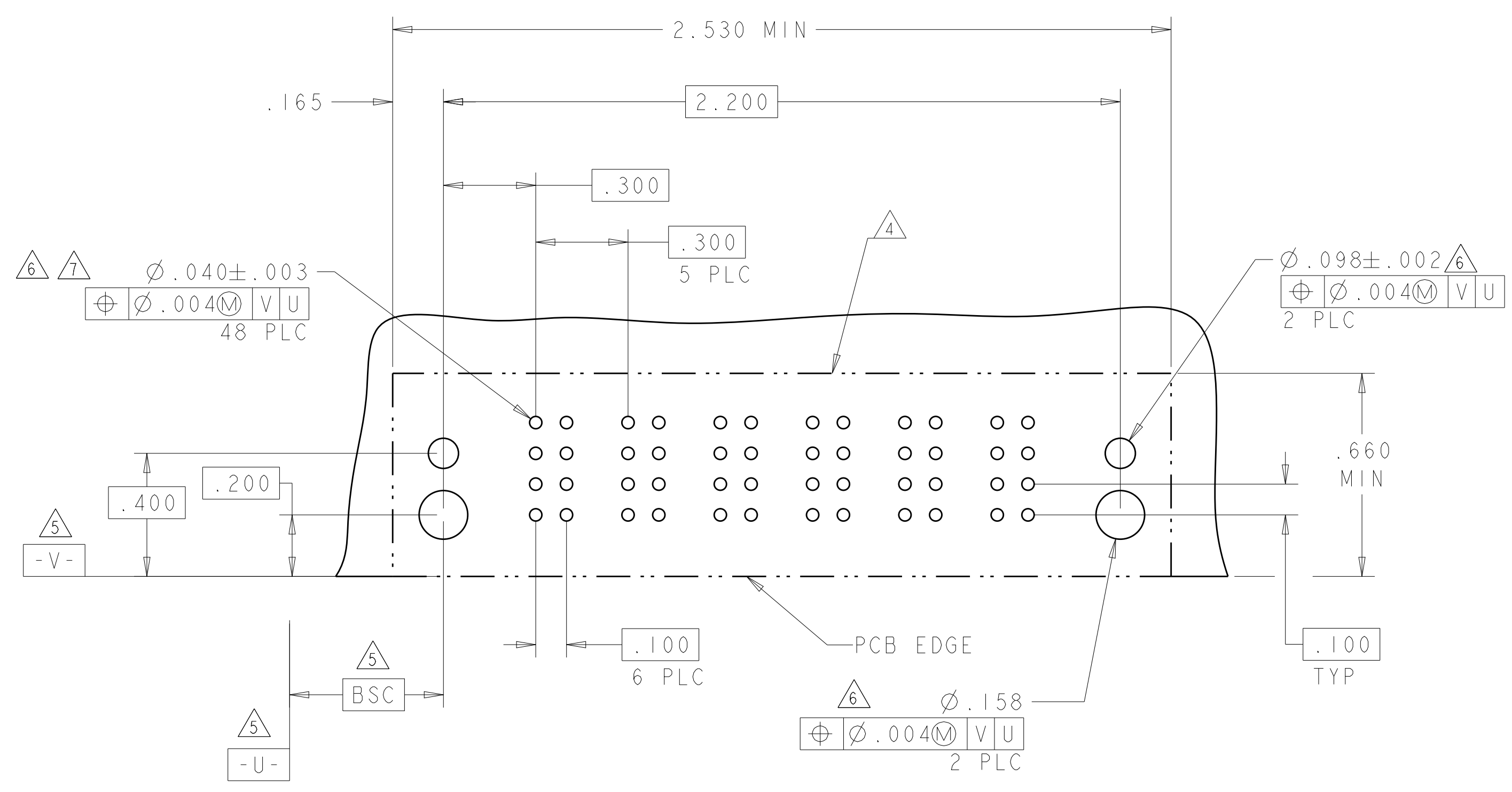
SIZE: A1 CAGE CODE: 100779 DRAWING NO: 6450529

CUSTOMER DRAWING SCALE: 4:1 SHEET 2 OF 4 REV: A4

LOC	DIST	REV	DATE	BY	APPV
ES	00				
REVISIONS			DESCRIPTION		
-			SEE SHEET 1		

PART NUMBER	ROWS	POWER					
		P1	P2	P3	P4	P5	P6
6450529-4	D C B A	PT	PT	PT	PT	PT	PT
6ACP		HD					HD

PART NUMBER	ROWS	POWER							
		P1	P2	P3	P4	P5	P6	P7	P8
6450529-5	D C B A	PT	PT	PT	PT	PT	PT	PT	PT
8ACP		HD							HD

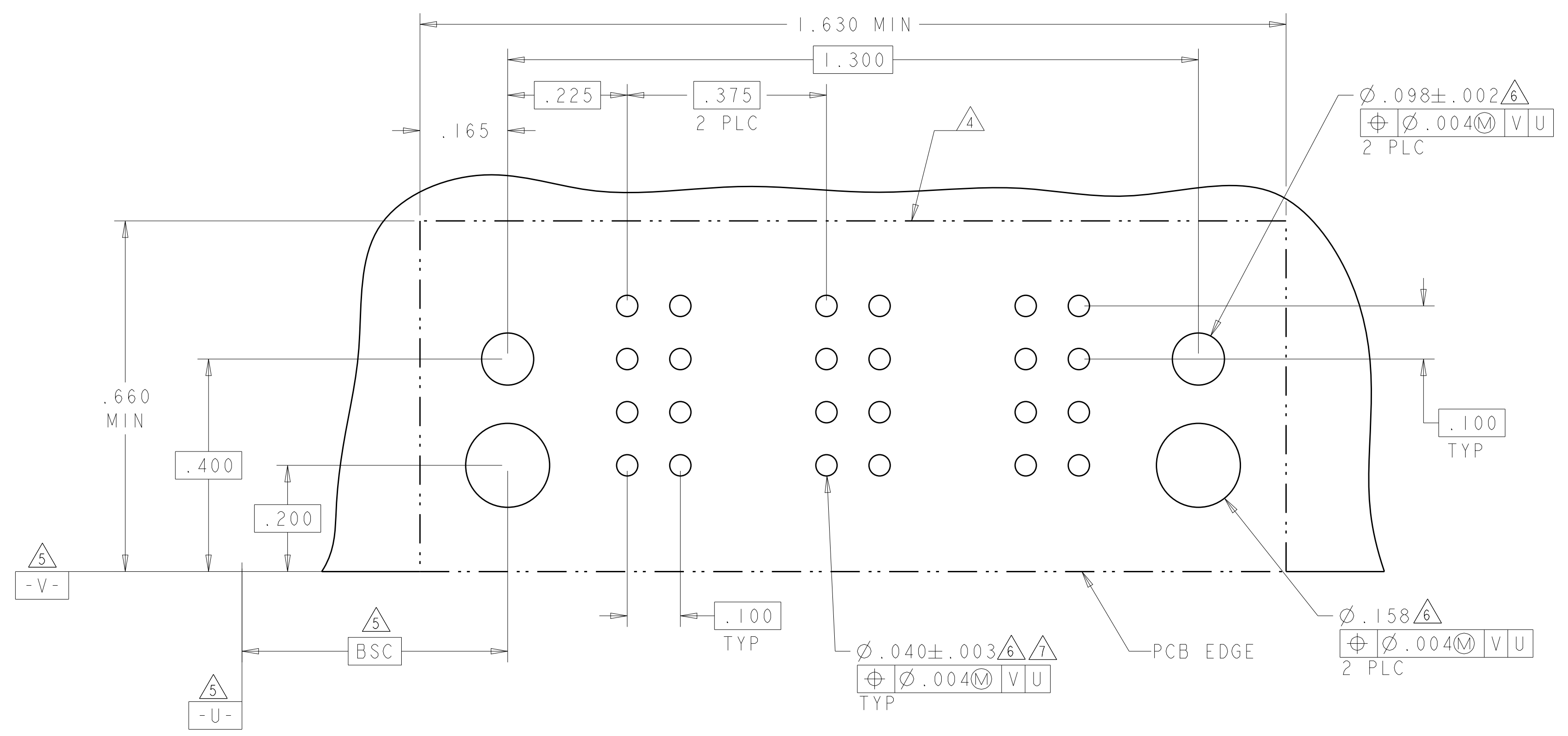


THIS DRAWING IS A CONTROLLED DOCUMENT.		DNW S. ZHAO 27MAR2006	TE Connectivity
DIMENSIONS: INCHES		CHK S. ZHAO 27MAR2006	
TOLERANCES UNLESS OTHERWISE SPECIFIED:		APVD S. YAO	NAME
0 PLC ±	1 PLC ±.01	PRODUCT SPEC	RIGHT ANGLE HEADER ASSEMBLY
2 PLC ±.01	3 PLC ±.005	APPLICATION SPEC	W/ LATCH RECEIVERS AND PF CONTACTS
4 PLC ±.0020	ANGLES ±.020	SIZE	MULTI-BEAM XL
FINISH		114-13038	RESTRICTED TO
MATERIAL		WEIGHT	A100779C=6450529
CUSTOMER DRAWING		SCALE 4:1	SHEET 3 OF 4 REV A4

LOC	DIST	REVISIONS			
P	LTH	DESCRIPTION	DATE	DWN	APVD
-	-	SEE SHEET 1	-	-	-

PART NUMBER	ROWS	POWER		
		P1	P2	P3
6450529-6	D C B A	PT	PT	PT
3P				

A4



THIS DRAWING IS A CONTROLLED DOCUMENT.		DWN S. ZHAO 27MAR2006	TE Connectivity	
DIMENSIONS: INCHES		CHK S. ZHAO 27MAR2006	NAME RIGHT ANGLE HEADER ASSEMBLY W/ LATCH RECEIVERS AND PF CONTACTS MULTI-BEAM XL	
TOLERANCES UNLESS OTHERWISE SPECIFIED:		APVD S. YAO	PRODUCT SPEC 108-1973	
0 PLC ±		APPLICATION SPEC		
1 PLC ±.01		114-13038		
2 PLC ±.015		WEIGHT		
3 PLC ±.020		CUSTOMER DRAWING		
4 PLC ±.025		SCALE 4:1 SHEET 4 OF 4 REV A4		
ANGLES ±.2°		SIZE CAGE CODE DRAWING NO A100779C=6450529		
FINISH		RESTRICTED TO		

单击下面可查看定价，库存，交付和生命周期等信息

[>>TE Connectivity\(泰科\)](#)