

Thermofit Molded Parts Specification Control Drawing

Part Number : 222A011 thru 096

Description : Boot, 90°

NOTES

- All dimensions are in $\frac{\text{inches}}{[\text{millimeters}]}$ $\frac{\text{lbs}}{[\text{gms}]}$
- Dimensions appearing in table are as follows:
 - a - As Supplied
 - b - After Unrestricted Recovery
- Coating is optional. As supplied dimensions appearing in table are for uncoated parts. When coating is added, entry diameters will be reduced by .06 max.
- Molding ports are optional. When -00 modification number is specified molding ports will be located as shown.

On sizes 222A011 and 222A021 the .18 diameter molding port at T will be eliminated. The .12 diameter molding port at U will be enlarged to .18.

- Weight shown in table of dimensions is based on polyolefin part.

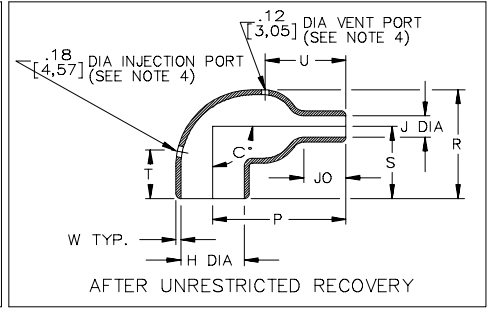
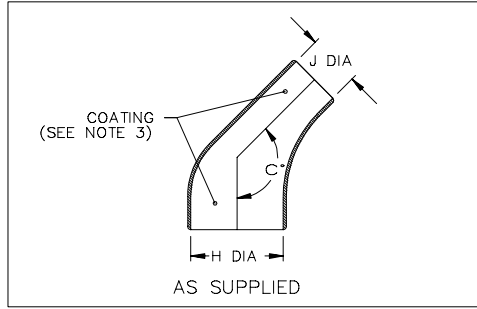


TABLE OF DIMENSIONS

PART NUMBER	H		J		P	R	S	T	U	JO	W	C*		Weight Nom b	This Boot Fits	
	Min	Max	Min	Max	±10%	±10%	±10%	±20%	±20%	±10%	±20%	±10°	±5°		MIL-C-5015	MIL-C-26482
	a	b	a	b	b	b	b	b	b	b	b	a	b		Shell Size	Shell Size
222A011	.42 [10,7]	.31 [7,9]	.33 [8,4]	.15 [3,8]	.68 [17,3]	.79 [20,1]	.60 [15,2]	N/A	.35 [8,9]	.17 [4,3]	.04 [1,02]	135°	90°	.002 [0,9]	—	6
222A021	.84 [21,3]	.41 [10,4]	.46 [11,7]	.22 [5,6]	.84 [21,3]	.89 [22,6]	.65 [16,5]	N/A	.58 [14,7]	.23 [5,8]	.05 [1,27]	135°	90°	.003 [1,4]	8S,10S	8
222A032	.76 [19,3]	.56 [14,2]	.56 [14,2]	.26 [6,6]	1.06 [26,9]	.95 [24,1]	.73 [18,5]	.75 [19,1]	.65 [16,5]	.28 [7,1]	.06 [1,52]	135°	90°	.006 [2,7]	10SL,12S	10
222A042	.94 [23,9]	.70 [17,8]	.61 [15,5]	.28 [7,1]	1.44 [36,6]	1.20 [30,5]	.81 [20,6]	.75 [19,1]	.98 [24,9]	.40 [10,2]	.07 [1,78]	135°	90°	.014 [6,4]	14S,16S	12,14
222A052	1.18 [30,0]	.88 [22,4]	.71 [18,0]	.33 [8,4]	1.72 [43,7]	1.38 [35,1]	.90 [22,9]	.75 [19,1]	1.18 [30,0]	.50 [12,7]	.07 [1,78]	135°	90°	.019 [8,6]	18	16
222A063	1.49 [37,8]	1.11 [28,2]	.84 [21,3]	.39 [9,9]	2.11 [53,6]	1.73 [43,9]	1.14 [29,0]	.75 [19,1]	1.30 [33,0]	.68 [17,3]	.08 [2,03]	135°	90°	.029 [13,2]	20,22	18,20
222A074	1.85 [47,0]	1.38 [35,1]	1.40 [35,6]	.62 [15,7]	3.07 [78,0]	2.08 [52,8]	1.32 [33,5]	1.00 [25,4]	2.10 [53,3]	1.26 [32,0]	.13 [3,30]	135°	90°	.077 [34,9]	24,28	22,24
222A085	2.34 [59,4]	1.75 [44,5]	1.72 [43,7]	.80 [20,3]	3.84 [97,5]	2.60 [66,0]	1.64 [41,7]	1.00 [25,4]	2.80 [71,1]	1.60 [40,6]	.15 [3,81]	135°	90°	.143 [64,9]	32,36	—
222A096	3.20 [81,3]	2.25 [57,2]	2.19 [55,6]	1.05 [26,7]	5.04 [128,0]	3.12 [79,2]	1.90 [48,3]	1.00 [25,4]	3.45 [87,6]	2.22 [56,4]	.18 [4,57]	135°	90°	.310 [140,6]	40	—

Raychem

RAYCHEM CORPORATION
300 CONSTITUTION DRIVE
MENLO PARK, CALIFORNIA 94025
(415) 361-6055

Revision : K

Date : 5/4/95

Part Number : 222A011 thru 096

Description : Boot, 90°

Thermofit Molded Parts Specification Control Drawing

Part Number : 222A011 thru 096

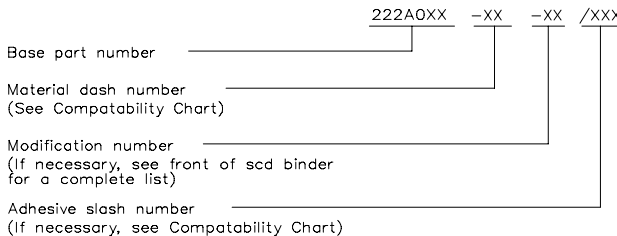
Description : Boot, 90°

COMPATABILITY CHART

MATERIAL DASH NO.	MATERIAL DESCRIPTION	RT SPEC	COATING SLASH NO.	COATING S NO.	COATING DESCRIPTION
-3	Polyolefin, Semi-rigid	RT-301	/42;/86;/87	S-1017;S-1048;S-1052	Adhesive
-4	Polyolefin, Flexible	RT-1304	/42;/86;/87	S-1017;S-1048;S-1052	Adhesive
-5	Elastomer, Flexible	RT-501			
-6	Silicone	RT-602			
-8	Polyolefin, Space	RT-1308			
-12	*VITON, Flexible	RT-1312			
-25	Elastomer, Fluid Resistant	RT-1325	/42	S-1017	Adhesive

*VITON is a Registered Trademark of Dupont

ORDERING INFORMATION



THIS DRAWING IS SUBJECT TO CHANGE WITHOUT NOTICE; CONSULT YOUR
NEAREST FIELD REPRESENTATIVE FOR CURRENT REVISION

If this document is printed it becomes uncontrolled.
Check for the latest revision.

Raychem

RAYCHEM CORPORATION
300 CONSTITUTION DRIVE
MENLO PARK, CALIFORNIA 94025
(415) 361-6055

Revision : K

Date : 5/4/95

Part Number : 222A011 thru 096

Description : Boot, 90°

CAD FILE MP95242

单击下面可查看定价，库存，交付和生命周期等信息

[>>TE Connectivity\(泰科\)](#)