

# Thermofit® Molded Parts

## Specification Control Drawing

**Part Number:** 214A221  
**Description:** Boot, Rectangular

**Notes:**

- All dimensions are in  $\frac{\text{Inches}}{\text{[Millimeters]}}$
- Dimensions appearing in table are as follows:  
 a - as supplied  
 b - after unrestricted recovery

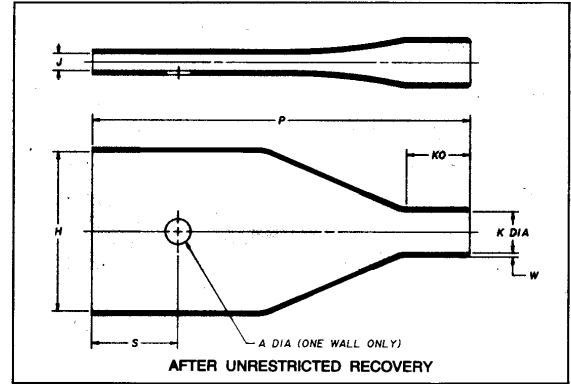
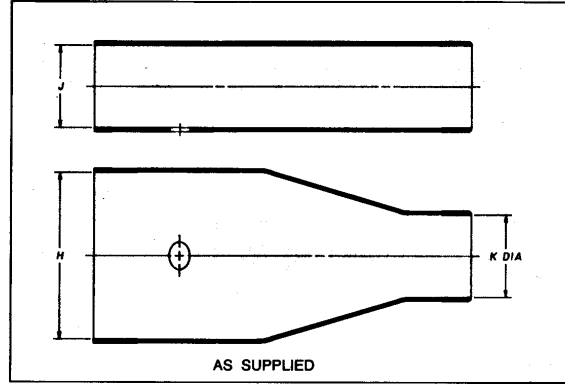


Table of Dimensions											
Part Number	H		J		K		P	KO	S	A	W
	Min a	Max b	Min a	Max b	Min a	Max b	±10% b	±10% b	±10% b	Max b	±20% b
214A221	2.43 [61,7]	2.32 [58,9]	1.20 [30,5]	.26 [6,6]	1.20 [30,5]	.59 [15,0]	6.00 [152,4]	1.00 [25,4]	1.50 [38,1]	.37 [9,4]	.06 [1,52]

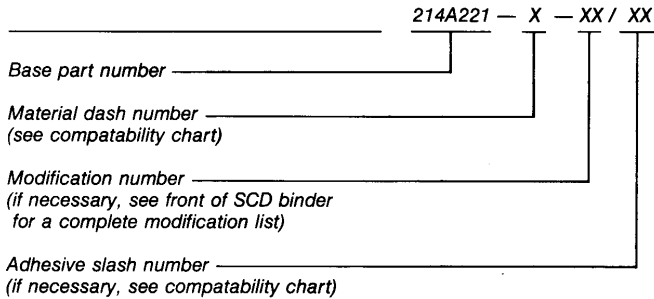
# Thermofit® Molded Parts Specification Control Drawing

**Part Number:** 214A221  
**Description:** Boot, Rectangular

### Compatability Chart

Material Dash No.	Material Description	RT Spec	Coating Slash No.	Coating S. No.	Coating Description
-3	Polyolefin, Semi-Rigid	RT-301			
-4	Polyolefin, Flexible	RT-1304			
-25	Elastomer, Fluid Resistant	RT-1325			

### Ordering Information:



This drawing is subject to change without notice; consult your nearest field representative for current revision.

## Raychem

Raychem Corporation  
300 Constitution Drive  
Menlo Park, California 94025  
415) 361 6055

If this document is printed it becomes uncontrolled.  
Check for the latest revision.

Revision: **C**  
Date: **2-27-86**

**Part Number:** 214A221  
**Description:** Boot, Rectangular

单击下面可查看定价，库存，交付和生命周期等信息

[>>TE Connectivity\(泰科\)](#)