THIS DRAWING IS UNPUBLISHED. RELEASED FOR PUBLICATION 2001.11.1
© COPYRIGHT 2001.11.1 - ALL RIGHTS RESERVED.

LOC	DIST
J	

REVISIONS 改訂

P	LTR	DESCRIPTION	DATE	DWN	APVD
	F1	REVISED PER ECO-11-005140	05APR2011	RK	HMR
	F2	REVISED ECR-12-015145	28AUG2012	YN	YF

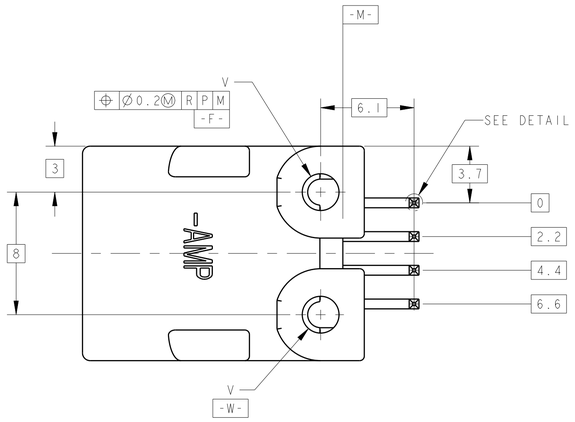

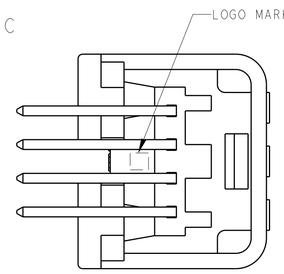

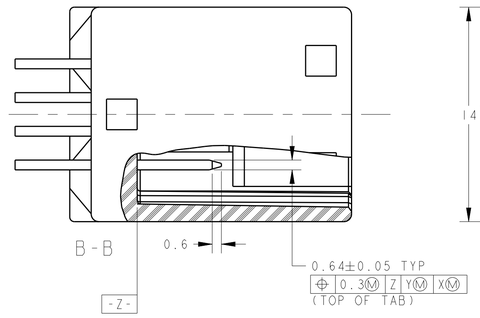

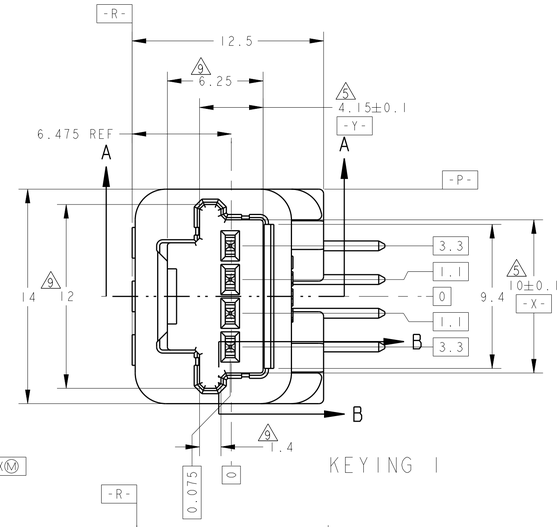

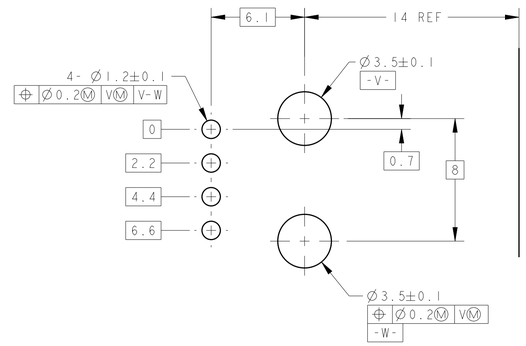

DIMENSIONS FOR P.C. BOARD
プリント基板取付寸法図

SCALE 5:1

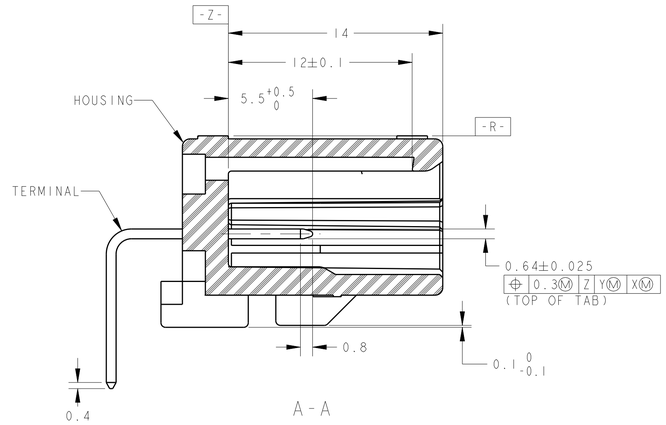

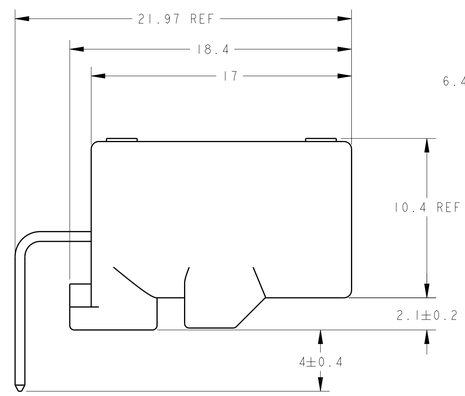

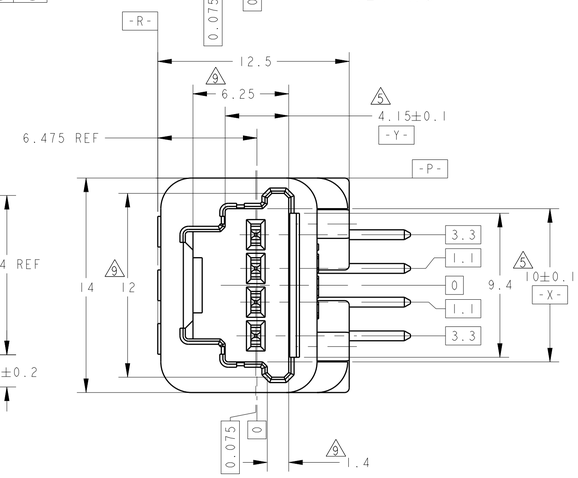

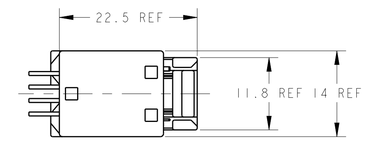

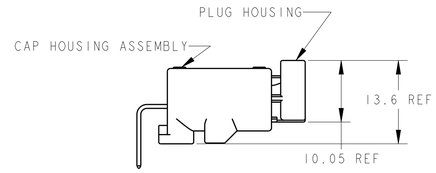

CAP HOUSING ASSEMBLY & PLUG HOUSING ENGAGEMENT VIEW
キャップハウジング・アセンブリ&プラグハウジング嵌合状態図

SCALE 2:1

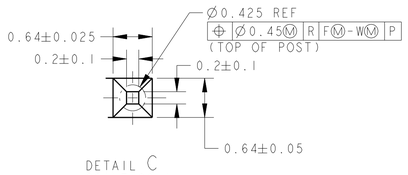

DETAIL C
SCALE 20:1

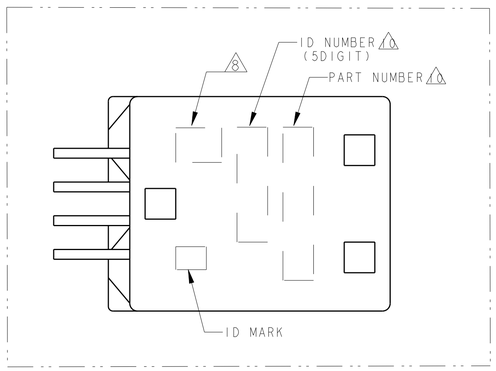

1. PLUG HOUSING TO BE MATED ; SEE TABLE-1
   TO BE MATED SMOOTHLY WITH THE PLUG HOUSING
2. RECOMMENDED SCREW:PAN-HEADED, TYPE-2 TAPPING SCREW
   OF 3DIA, LENGTH:SEE TABLE-2 (JIS B1115,B1122).
3. FASTENING TPROUE FOR SCREW:0.392N·m MAX
   BUT, TRQUE FOR OPERATION SHOULD BE PROVIDED RESPECTIVELY.
4. AS FOR THE HANDLING OF THIS PRODUCT,
   FOLLOW THE INSTRUCTION SHEET NO.411-5965

5. MEASURED AT 6mm FROM -Z-.
6. APPLICABLE PRINTED CIRCUIT BOARD:THICKNESS SEE TABLE-2
7. DETAILS OF TERMINALS TO BE MATED ; SEE TABLE-3.
8. IDENTIFICATION MARK FOR THE CONTACT FINISH ; SEE TABLE
9. MEASURED AT 2mm FROM -Z-.
10. ID MARK, PART NUMBER INDICATED.

1. 嵌合相手ハウジング型番 ; TABLE-1
   プラグハウジングと支障なく嵌合、離脱できること
2. 推奨取付ねじ ; JIS B1115, B1122タッピンねじ、なべ2種
   呼び径3、長さはTABLE-2参照
3. ねじ締め付けトルク:0.392N·m MAX
   但し、管理値は別途規定すること。
4. 本製品の取扱いについては、取扱説明書NO.411-5965
   に従うこと。

5. -Z- より6mmの位置で測定
6. 適用プリント基板;板厚 TABLE-2参照
7. 嵌合相手端子構成 ; TABLE-3
8. コンタクト仕上識別記号 ; 表参照
9. -Z- より2mmの位置で測定
10. ID MARK, PART NUMBERを表示

1	2.4	Ø2.4	PLASTIC BOX 通い箱	PLASTIC TUBE プラスチックチューブ	PRE-TINED X 4		KEYING 2	PBT GF15	GRAY	1-1565749-3
2	2.4	Ø2.4	PAPER BOX ダンボール箱	PLASTIC TUBE プラスチックチューブ	SELECTIVE-TIN (MATTE)	SELECTIVE-TIN (BRIGHT)	KEYING 2	PBT GF15	GRAY	1-1565749-2
1	2.4	Ø2.4	PLASTIC BOX 通い箱	PLASTIC TUBE プラスチックチューブ	PRE-TINED X 4		KEYING 1	PBT GF15	NATURAL	1-1565749-1
2 10	2	Ø2.63	PAPER BOX ダンボール箱	PLASTIC TUBE プラスチックチューブ	SELECTIVE-TIN (MATTE)	SELECTIVE-TIN (BRIGHT)	KEYING 1	SPS GF17	NATURAL	1-1565749-0
4 10	2	Ø2.63	PLASTIC BOX 通い箱	PLASTIC TUBE プラスチックチューブ	SELECTIVE-TIN (MATTE)	SELECTIVE GOLD	KEYING 2	SPS GF17	GRAY	1565749-8
2 10	2	Ø2.63	PLASTIC BOX 通い箱	PLASTIC TUBE プラスチックチューブ	SELECTIVE-TIN (MATTE)	SELECTIVE-TIN (BRIGHT)	KEYING 1	SPS GF17	NATURAL	1565749-7
3 10	2.4	Ø2.4	PAPER BOX ダンボール箱	PLASTIC TUBE プラスチックチューブ	SELECTIVE-TIN (MATTE)	SELECTIVE-TIN (BRIGHT)	KEYING 1	PBT GF15	NATURAL	1565749-6
2 10	2	Ø2.63	PLASTIC BOX 通い箱	PLASTIC TUBE プラスチックチューブ	SELECTIVE-TIN (MATTE)	SELECTIVE-TIN (BRIGHT)	KEYING 2	SPS GF17	GRAY	1565749-5
2 10	2	Ø2.63	PAPER BOX ダンボール箱	PLASTIC TUBE プラスチックチューブ	SELECTIVE-TIN (MATTE)	SELECTIVE-TIN (BRIGHT)	KEYING 2	SPS GF17	GRAY	1565749-4
1	2.4	Ø2.4	PAPER BOX ダンボール箱	PLASTIC TUBE プラスチックチューブ	PRE-TINED X 4		KEYING 2	PBT GF15	GRAY	1565749-3
1					PRE-TINED X 4		KEYING 1	PBT GF15	NATURAL	1565749-1
8 MARKING マーキング	WEIGHT (g) 質量	V	OUTER 外装 / PACKING STYLE 梱包形態	INNER 内装	SOLDERING SIDE 半田付け側 / CONTACT FINISH コンタクト仕上	CONTACT SIDE 接触部側	KEYING 識別	MATERIAL 材料 / HOUSING ハウジング	COLOR 色	PART NUMBER 型番

TABLE-1

POS. 極数	MALE HOUSING オスハウジング	FEMALE HOUSING メスハウジング
	PART NO	PART NO
4	1565749-3, 1565749-4 1565749-5, 1565749-8	1473672-2
4	1565749-1, 1765749-6 1565749-7, 1-1565749-0	1473672-1

TABLE-2

THICKNESS OF PCB(mm) プリント基板板厚(mm)	1.2	1.6
NOMINAL LENGTH OF SCREW(mm) 固定用ねじ首下長さ(mm)	5	6

TABLE-3

	FINISH 仕上げ	RECEPTACLE CONTACT P/N	APPLICABLE WIRE RANGE 適用電線
SIGNAL 025	TIN	1123343-1	CAVS/CAVUS 0.22~0.5mm² AVSS/AESSX/AVSSH-f 0.3~0.5mm²

THIS DRAWING IS A CONTROLLED DOCUMENT.

DIMENSIONS: 単位: mm

TOLERANCES UNLESS OTHERWISE SPECIFIED: 一般公差=±0.3
~~0 PLC ±~~
~~1 PLC ±0.5~~
~~2 PLC ±0.13~~
~~3 PLC ±0.013~~
~~4 PLC ±0.0001~~
ANGLES ±1°00'

MATERIAL 材料: CONTACT:BRASS HOUSING:SEE TABLE
FINISH 仕上: SEE TABLE

DWN N.YASUDA 02NOV01
CHK T.KOHNO 02NOV01
APVD N.SAI 02NOV01
PRODUCT SPEC 製品規格 108-5664
APPLICATION SPEC 取付適用規格 114-5250
WEIGHT SEE TABLE

TE Connectivity

NAME 名称: 025 4P CAP HOUSING ASSY
025 4P キャップ ハウジング アッセンブリ
-

SIZE A1 | CAGE CODE 00779 | DRAWING NO 番号 C-1565749 | RESTRICTED NO -

Customer Drawing

SCALE 5:1 | SHEET 1 OF 1 | REV F2

Downloaded From Oneyac.com

单击下面可查看定价，库存，交付和生命周期等信息

>>TE Connectivity(泰科)

Downloaded From Oneyac.com